

WHOLEGOODS PRICE LIST



EFFECTIVE JULY 24, 2017



IMPORTANT NOTICE

Prices shown in this book are list prices and do not include freight, setup, or handling unless specifically noted. Shipping weights listed in this book are approximate and include crating or skids where applicable. All prices are F.O.B. factory; freight shipments arranged by Rhino® will be per the published rate chart and subject to change. Rhino® reserves the right to ship items via motor freight collect at its discretion. Freight invoices are due 15 days after invoice date.

Prices, terms, and discounts are subject to change without notice. Orders placed will be accepted based on the price in effect at the time of shipment unless otherwise specified. Prices shown in this book do not include any applicable federal, provincial, state, or local taxes, or levies.

Some products included in this book are only available to dealers authorized for the specific Alamo Group brand. Please contact your Alamo Ag sales representative with questions about availability or to inquire about adding the Rhino® or EarthMaster® brands to your account.

Machines included in this price book conform to safety standards applicable to the products at the time of manufacture and may include safety devices such as shields, guards, or operator protective devices. Under no circumstances should machines be operated without the safety devices in place.

This document is confidential and is for use by authorized Rhino® or EarthMaster® dealership personnel only. It is not to be distributed for any purpose other than selling Rhino® or EarthMaster® branded products.

Rhino® and EarthMaster® reserve the right to make changes and/or improvements in design and construction of parts or machines shown herein without notice or obligation. Rhino® and EarthMaster® guarantee each piece of equipment against defective materials and workmanship for a period of one year from date of delivery unless otherwise noted.

ROTARY CUTTER OR FLAIL MOWER THROWN OBJECT PROTECTION

Rhino offers three types of shielding to protect the operator, passersby, livestock, and property from mower thrown objects: deflectors, single chain guards, and double chain guards. Shielding should be selected based on the intended use of the mower. Double chain guards or deflectors should be used for highway, right-of-way, parks, or greenbelt mowing or other mowing where human dwellings, vehicles, or livestock could be within 300 feet of the mower. Chain guards are more durable, provide longer service life, and require less maintenance than deflectors. Single chain guards should be sufficient for agricultural and other mowing where passersby or property are not within 300 feet of the mower during operation.

No shielding is completely effective in preventing thrown objects. The possibility of injury or property damage from this hazard can be substantially reduced by selecting proper shielding, maintaining the mower and shielding in good operating condition, inspecting the area for foreign debris before mowing, operating the mower at a minimum cutting height of 4", and keeping people at least 300 feet from the mower at all times during operation.

GENERAL PROVISIONS OF SALE

1. No credit will be allowed for the return on any equipment or parts for Warranty unless arrangements for such are made prior to their return and Warranty Registration has been completed for the machine. Warranty registration must be done online at the following web address: www.alamoagservicecenter.com.
2. In order to meet competitive situations, Rhino reserves the option to sell directly to Governmental Agencies or Private Experimental Organizations engaged in research and development without obligation to local Dealers or Distributors.
3. It is understood that the Dealer or Distributor will promptly unload implements from company trucks upon arrival at their place of business. Rhino must be notified within 30 days if shortages or overages are discovered.
4. It is understood that the Dealer or Distributor will promptly pick up Will-Call orders when notified that the order is ready.
5. Extra equipment and options listed in this Price Catalog may be ordered with Wholegoods units only.
6. Safety equipment may not be returned for credit.

TABLE OF CONTENTS

Implement Set-Up Time	6 - 8
Product Warranty Information	9 - 12
Landscape Equipment Multiple Unit Freight Discounts	12
FLAIL MOWERS & SHREDDERS	
RSM5, RSM6, RSM6H, RSM7H Flail Mowers	13
RHD96 Heavy-Duty Flail Mowers - <i>Built to Order</i>	14
RC115, RC118 Row Crop Flail Shredders	15 - 16
RC120 Row Crop Flail Shredder	17 - 18
RC125 Row Crop Flail Shredder	19 - 21
FINISHING MOWERS	
FA513, FA613, FA713 Finishing Mowers	22
TX1500, TX1700 Turf-Flex® Finishing Mowers	23
FX17, FX21 Flex Flail® Flex-Wing Flail Mowers - <i>Built to Order</i>	24
SINGLE SPINDLE ROTARY CUTTERS	
TW10 Series (4', 5', & 6' Single Spindle Rotary Cutters)	25 - 26
TW20 Series (5', 6', & 7' Single Spindle Rotary Cutters)	27 - 28
5' Single Spindle Rotary Cutters (260) - <i>160 Discontinued</i>	29 - 31
6' Single Spindle Rotary Cutters (272, 472) - <i>172 Discontinued</i>	32 - 35
7' Single Spindle Rotary Cutters (284, 484) - <i>184 Discontinued</i>	36 - 39
GR Series Cutters (GR260, GR472, GR484)	40 - 43
MULTI SPINDLE ROTARY CUTTERS	
SE8A 8' Rotary Mower	44 - 45
TURBO 96 8' Super-Duty Rotary Cutter	46 - 48
SE10A 10' Rotary Mower	49 - 50
TW120 10' Heavy-Duty Rotary Cutter	51 - 52
TURBO 120 10' Super-Duty Rotary Cutter	53 - 55
TW144 12' Heavy-Duty Rotary Cutter	56 - 58
TW168 14' Heavy-Duty Rotary Shredder	59 - 60
FLEX-WING ROTARY CUTTERS	
TS12 Stealth 12' Flex-Wing Rotary Cutter	61 - 62
2150 15' Medium-Duty Flex-Wing Rotary Cutter	63 - 65
3100 10' Medium-Duty Offset Flex-Wing Rotary Cutter	66 - 68
3150 15' Medium-Duty Flex-Wing Rotary Cutter	69 - 71
HEAVY-DUTY 10' & 15' FLEX-WING ROTARY CUTTERS	
4105 "PRO" 10' Heavy-Duty Offset Flex-Wing Rotary Cutter	72 - 74
4150 "Ag" 15' Heavy-Duty Flex-Wing Rotary Cutter	75 - 77
4155 "PRO" 15' Heavy-Duty Flex-Wing Rotary Cutter	78 - 80
SUPER DUTY 10' & 15' FLEX-WING ROTARY CUTTERS	
5100 10' Super-Duty Offset Flex-Wing Rotary Cutter	81 - 83
5150 15' Super-Duty Flex-Wing Rotary Cutter	84 - 86

New

TABLE OF CONTENTS (CONTINUED)

HEAVY-DUTY 20' FLEX-WING ROTARY CUTTERS

6140 14' Heavy-Duty Offset Flex-Wing Rotary Cutter	87 - 89
6200 20' Heavy-Duty Flex-Wing Rotary Cutter	90 - 92

26' FLEX-WING ROTARY CUTTER

7026 26' Flex-Wing Rotary Cutter	93 - 95
----------------------------------	---------

DITCH BANK & BOOM MOWERS

MDB130 Mechanically Driven Ditch Bank Mower	96
DB150 Hydraulic Ditch Bank Rotary Cutter	97
2160 Hydraulic Boom Rotary Cutter - <i>Built to Order</i>	98

LANDSCAPE EQUIPMENT

Pulverizers (Single Roller)	99
Pulverizers (Double Roller)	100
PG Series Plugger	101
MPG Series Plugger	102
PA Series Pasture Aerator	103 - 104
LLR Landscape Rakes	105
CBX Compact Box Blades	107
SBX Medium-Duty Box Blades	108 - 109
MBX Heavy-Duty Box Blades	110
RO Roll-Over Box Blades	111
DSP Pull-Type Dirt Scrapers	112
GS60, GS72, GS84, HDGS84, HDGS96 Grading Scrapers	113
AP Plow	114
Subsoiler Heavy-Duty (1 Shank)	115
Subsoiler Heavy-Duty (2 Shanks)	116
Subsoiler Standard Duty	117
Lay Off Plow	118
One Row Cultivator	119
Lift-Type Compact Disk Harrow (1D, 2D, 3D)	120 - 126
Pull-Type Compact Disk Harrow (DHP8, DHP10, DHP12)	127 - 130
Fuerst Broadcast Seeder Fertilizer Spreader	131
Rebel Rotary Tillers (Forward & Reverse)	132 - 133
SRT, SRM Rotary Tillers	134
3-Point Posthole Diggers 130P, 240P, 340P, 440P	135 - 136
N15, N20, N30 Medium-Duty Planetary Drive Diggers	137 - 138
H200, H300, H350 Heavy-Duty Planetary Drive Diggers	139 - 142
Fuerst Flex Harrows <i>Discontinued</i>	143 - 144

REAR BLADES

35, 50, 70 Rear Blades	145 - 148
850 Rear Blade	149
950 Rear Blade	150 - 151
1540 Rear Blade	152 - 153
2500, 3500 Rear Blades	154 - 155

TABLE OF CONTENTS (CONTINUED)

HAYING EQUIPMENT

PT207, PT405, PT405H, PT419H, PT625H - Pull-Type Hay Tedders	156
Patriot Wheel Rakes	157
VR Rakes	158
VRX Rakes	159
Revolution Dual Fold Heavy-Duty Pull-Type Wheel Rakes	160
Bale Unroller	161
Bale Spears	162

New
New

GRAPPLES & PALLET FORKS

AGR	163 - 164
Skid Steer Grapples	165
ISO Euro Grapples	166
BRGR	167
BGR	168
PF Series	169

TILLAGE EQUIPMENT

3000 Series EarthMaster Vertical Tillage	170 - 171
65 Series EarthMaster Primary Combo Tillage 1165, 1465	172
10 Series EarthMaster Primary Combo Tillage 1710, 2210F, 2510F	173 - 175

Rhino Contact Numbers

177



*RhinoAg believes quality is from the inside out.
Our equipment is now factory filled with Lucas Oil Products, a premium line of oil.*

Set-Up Times By Model

Model	Base Eq. Set-up	ADD Time For Optional Equipment Installation
Flail Mowers and Shredders		
RSM5 Flail Mower	1 Hr	No Options
RSM6 Flail Mower	1 Hr	No Options
RSM6H Flail Mower	1.5 Hrs	No Options
RSM7H Flail Mower	1.5 Hrs	No Options
RHD96 Heavy-Duty Flail Mower	1 Hr	No Options
RC115 Row Crop Shredder	1 Hr	No Options
RC118 Row Crop Shredder	1 Hr	No Options
RC120 Row Crop Shredder	2 Hrs	1 Hr for Pull-Type or Lift-Type End Tow Kit
RC125 Row Crop Shredder	2 Hrs	1 Hr for Pull-Type or Lift-Type End Tow Kit, 1 Hr for Axle Arms and Tires
Finishing Mowers		
FA513 Finishing Mower	2.5 Hrs	No Options
FA613 Finishing Mower	2.5 Hrs	No Options
FA713 Finishing Mower	2.5 Hrs	No Options
TX1500 Turf-Flex Finishing Mower	1 Hr	No Options
TX1700 Turf-Flex Finishing Mower	1 Hr	No Options
FX17 Flex-Flail Finishing Mower	1 Hr	No Options
FX21 Flex-Flail Finishing Mower	1 Hr	No Options
Single Spindle Rotary Cutters		
TW10 Series	1 Hr	.5 Hr to Modify PTO Length
TW20 Series	1 HR	.5 Hr to Modify PTO Length
RH4 Economy Rotary Mower	1 HR	.5 Hr to Modify PTO Length
RH5 Economy Rotary Mower	1 Hr	.5 Hr to Modify PTO Length
RH6 Economy Rotary Mower	1 Hr	.5 Hr to Modify PTO Length
5' Rotary Cutter (160, 260)	1 Hr	.5 Hr for Offset Adaptor
6' Rotary Cutter (172, 272, 472)	1 Hr	.5 Hr for Offset Adaptor
7' Rotary Cutter (184, 284, 484)	1 Hr	1 Hr for Pull-Type
GR Series (GR260, GR472, GR484)	1 Hr	1 Hr For Pull-Type, 1.5 Hrs for Shredder Kit
Single Spindle Rotary Cutters		
SE8A Rotary Mower	1.5 Hrs	1 Hr for Pull-Type, .25 Hr for Spring Shock, .25 Hr for Check Chain
TURBO 96 Super Duty Rotary Cutter	1.5 Hrs	1 Hr for Pull-Type, .25 Hr for Check Chain, .5 Hr for Offset Hitch
SE10A Rotary Mower	1.5 Hrs	1 Hr for Pull-Type, .25 Hr for Spring Shock, .25 Hr for Check Chain
TW120 Heavy-Duty Rotary Cutter	1.5 Hrs	1 Hr for Pull-Type, .25 Hr for Check Chain
TR120 Super-Duty Rotary Cutter	1.5 Hrs	1 Hr for Pull-Type, .25 Hr for Check Chain
TW144 Heavy-Duty Rotary Cutter	1.5 Hrs	1 Hr for Pull-Type, .25 Hr for Check Chain, .5 Hr Aux. Spindle Kit, .75 Hr Aux Arm Kit
TW168 Heavy-Duty Rotary Cutter	1.5 Hrs	1 Hr for Pull-Type, 1 Hr Shredder Kit, .75 Hr for Axle Arm/Tire Kit
Flex-Wing Rotary Cutters		
TS12 Stealth 12' Cutter	2 Hrs	.25 Hr for 2-Funct. Hyd. Kit, .5 Hr for 3-Funct. Hyd Kit
2150 15 Medium-Duty Flex-Wing	2 Hrs	.25 Hr for Hydraulic Splitter Kit, .5 Hr for Precision Hitch
3100 10' Medium-Duty Offset Cutter	2 Hrs	.25 Hr for Hydraulic Splitter Kit, .5 Hr for Precision Hitch
3150 15' Medium-Duty Flex-Wing	2 Hrs	.25 Hr for Hydraulic Splitter Kit, .5 Hr for Precision Hitch
4105 10' Heavy-Duty Offset Cutter	2 Hrs	.25 Hr for Hydraulic Splitter Kit, .5 Hr for Precision Hitch
4150 15' "AG" Heavy-Duty Cutter	2 Hrs	.25 Hr for Hydraulic Splitter Kit, .5 Hr for Precision Hitch
4155 15' "Pro" Heavy-Duty Cutter	2 Hrs	.25 Hr for Hydraulic Splitter Kit, .5 Hr for Precision Hitch

Set-Up Times Continued

Model	Base Eq. Set-Up	ADD Time For Optional Equipment Installation
Flex-Wing Rotary Cutters Continued		
5100 10' Super-Duty Offset Cutter	2 Hrs	.25 Hr for Hydraulic Splitter Kit, .5 Hr for Precision Hitch
5150 15' Super-Duty Flex-Wing	2 Hrs	.25 Hr for Hydraulic Splitter Kit, .5 Hr for Precision Hitch
6140 14' Heavy-Duty Offset Cutter	2 Hrs	1.5 Hrs for Winch and Stand, .25 Hr for Ball Hitch, .5 Hr for Pintle Hitch
6200 20' Heavy-Duty Flex-Wing	2 Hrs	1.5 Hrs for Winch and Stand, .75 Hr for Baffle Kit, .25 Hr for Ball Hitch, .5 Hr for Pintle Hitch, .25 Hr for Hydraulic Splitter Kit
7026 26' Flex-Wing	2.5 Hrs	
Ditch Bank & Boom Mowers		
MDB130 Mechanically Driven Ditch Bank Mower	1 Hr	.75 Hr for Side Mount Gauge Wheel
DB150 Hydraulic Ditch Bank Cutter	2 Hrs	.5 Hr for Closed Center 3 Spool Valve, .5 Hr for Open Center 3 Spool Valve, .5 Hr for Front and Rear Double Chain Guards, .25 Hr for Rear Tail Wheel, .25 Hr for Side Gauge Wheel, .25 Hr for Hyd Valve Mounting Plate, .5 Hr for Hitch Adaptor Kit
2160 Hydraulic Boom Cutter	3 Hrs	1 Hr for Hyd Relief Arm Kit, .25 Hr for Side Mount Gauge Wheel
Landscape Equipment		
Pulverizer (Single Roller)	0	No Options
Pulverizer (Double Roller)	0	No Options
PG Series Plugger	0	No Options
MPG Series Plugger	0	No Options
PA Series Pasture Aerator	1.5 Hrs	No Options
LLR Landscape Rake	0	No Options
SBX Compact Box Blade	0	No Options
SBX Medium-Duty Box Blade	0	No Options
MBX Heavy-Duty Box Blade	0	No Options
RO Roll-Over Box Blades	0	No Options
DSP Pull-Type Dirt Scraper	1.5 Hrs	.25 Hr for Weight Box
GS60, GS72, GS84, HDGS84, HDGS96 Grading Scrapers	1 Hr	No Options
AP Plow	0	No Options
Subsoiler Heavy-Duty (1 Shank)	0	No Options
Subsoiler Heavy-Duty (2 Shank)	0	No Options
Subsoiler Standard-Duty	0	No Options
Lay Off Plow	0	No Options
One Row Cultivator	0	No Options
Lift-Type Disk Harrow (1D, 2D, 3D)	0	.5 Hr for Scraper Kit
DHP8 Pull-Type Disk Harrow	2 Hrs	.75 Hr for Scraper Kit, .5 Hr for Dual Wheel Transport Kit
DHP10 Pull-Type Disk Harrow	2.5 Hrs	.75 Hr for Scraper Kit, .5 Hr for Dual Wheel Transport Kit
DHP12 Pull-Type Disk Harrow	2.75 Hrs	.75 Hr for Scraper Kit, .5 Hr for Dual Wheel Transport Kit
Fuerst Broadcast Seeder/Spreader	2 Hrs	No Options
Rebel Rotary Tillers	1 Hr	
SRT, SRD, SRM Rotary Tiller	1 Hr	.5 Hr for PTO Length Modification
"P" Series 3-Point Post Hole Digger	1 Hr	.25 Hr for Parking Stand, .5 Hr for Hyd. Down Force Kit, .25 Hr for Auger Extension
"N" Series Medium-Duty PHD	1 Hr	.25 Hr for Hyd. Hose Kit.
"H" Series Heavy-Duty PHD	1 Hr	.25 Hr for Auger Extension

Model	Base Eq. Set Up	ADD Time For Optional Equipment Installation
Rear Blades		
35, 50, 70 Rear Blades	1 Hr	.25 Hr for Skid Shoe Kit
850 Rear Blade	2 Hrs	.25 Hr for Skid Shoes, .25 Hr for Hose Holder Kit, .25 Hr for End Plate Kit, .25 Hr for Cushion Valve
950 Rear Blade	2 Hrs	.25 Hr for Skid Shoes, .25 Hr for End Plate Kit, .5 Hr for Gauge Wheel w/ Cylinder, .5 Hr for Gauge Wheel w/ Ratchet
1540 Rear Blade	2 Hrs	.25 Hr for Skid Shoes, .25 Hr for End Plate Kit, .5 Hr for Dual Gauge Wheels
2500 Rear Blade	2 Hrs	.25 Hr for Skid Shoes, .25 Hr for End Plate Kit, .5 Hr for Dual Gauge Wheels
3500 Rear Blade	2 Hrs	.25 Hr for Skid Shoes, .25 Hr for End Plate Kit, .5 Hr for Dual Gauge Wheels
Haying Equipment		
PT207 Tedder	2 Hrs	
PT405 Tedder	4 Hrs	
PT405H Tedder	4.5 Hrs	.5 Hr for Hydraulic Tilt Kit
PT419H Tedder	4.5 Hrs	
PT625H Tedder	7 Hrs	
ER Pull-Type Rakes	3 Hrs	
RHP8 Patriot Rake	3 Hrs	.75 Hr for Center Kicker Wheel, .5 Hr for Wind Shield Covers, 1.5 Hr Convert to 10 or 12 Wheel
RHP10 Patriot Rake	4 Hrs	.75 Hr for Center Kicker Wheel, .5 Hr for Wind Shield Covers
RHP12 Patriot Rake	4.5 Hrs	.75 Hr for Center Kicker Wheel, .5 Hr for Wind Shield Covers
VR8/VR10/VR12	6 Hrs	
VRX12/VRX14	8 Hrs	
BF Rake	12 Hrs	1 Hr for Dual Center Kicker Wheel, .75 Hr for Hyd Wing Kit, .5 Hr for Wind Shield Covers
RDF Rake	12 Hrs	1 Hr for Dual Center Kicker Wheel, .5 Hr for Rear Tandem Wheel Kit, .75 Hr for Rear Hyd. Opening Kit, .75 Hr for Hyd. Wing Kit, .5 Hr for Hyd. Double Acting Wheel Kit, .5 Hr for Wind Shield Covers
Bale Unroller	0	
Bale Spears	0	
Grapples & Pallet Forks		
AGR	15 Min	
Skid Steer Grapples	15 Min	
ISO Euro Grapples	15 Min	
BRGR	15 Min	
BGR	15 Min	
PF Series	15 Min	
Tillage Equipment		
3000 25' Series Earthmaster VT	30 Hrs	Base Set-up includes Baskets
3000 31' Series Earthmaster VT	30 Hrs	Base Set-up includes Baskets
3000 34' Series Earthmaster VT	32 Hr	Base Set-up includes Baskets
65 Series Earthmaster 1165, 1465	16	
10 Series EM 1710, 2210F, 2510F	20 Hrs	
*Note: Base equipment set-up includes: Remove from shipping configuration, assemble unit, Check all oils and Grease entire machine, Preset machine for operation, Operate machine.		
*Note: Some equipment requires in-field adjustment for customer satisfaction. This chart does NOT include time for this service.		
*Note: Items with "0" set-up time are shipped fully assembled.		
*Note: As a service to our dealers, RHINO ships all wholegoods gearboxes WITH oil. (Level needs to be verified at set-up)		

Product Warranty Information

Model	Warranty
RSM5 Flail Mowers	1 Year Machine
RSM6 Flail Mowers	1 Year Machine
RSM6H Flail Mowers	1 Year Machine
RSM7H Flail Mowers	1 Year Machine
RHD96 Heavy-Duty Flail Mower	1 Year Machine
RC115 Row Crop Shredder	1 Year Machine, 5 Year Ltd Gearbox
RC118 Row Crop Shredder	1 Year Machine, 5 Year Ltd Gearbox
RC120 Row Crop Shredder	1 Year Machine, 5 Year Ltd Gearbox
RC125 Row Crop Shredder	1 Year Machine, 5 Year Ltd Gearbox
FA513 Finishing Mower	1 Year Machine
FA613 Finishing Mower	1 Year Machine
FA713 Finishing Mower	1 Year Machine
TX1500 Turf-Flex Finishing Mower	1 Year Machine
TX1700 Turf-Flex Finishing Mower	1 Year Machine
FX17 Flex-Flail Flex-Wing Finishing Mower	1 Year Machine
FX21 Flex-Flail Flex-Wing Finishing Mower	1 Year Machine
TW10 Series	1 Year Machine, 3 Year Ltd Gearbox
TW20 Series	1 Year Machine, 5 Year Ltd Gearbox
RH4 Economy Rotary Mower	1 Year Machine, 3 Year Ltd Gearbox
RH5 Economy Rotary Mower	1 Year Machine, 3 Year Ltd Gearbox
RH6 Economy Rotary Mower	1 Year Machine, 3 Year Ltd Gearbox
5' Rotary Cutter (160, 260)	1 Year Machine, 5 Year Ltd Gearbox
6' Rotary Cutter (172, 272, 472)	1 Year Machine, 5 Year Ltd Gearbox
7' Rotary Cutter (184, 284, 484)	1 Year Machine, 5 Year Ltd Gearbox
GR Series (GR260, GR472, GR484)	1 Year Machine, 5 Year Ltd Gearbox
SE8A Rotary Mower	1 Year Machine, 5 Year Ltd Gearbox
TURBO 96 Super Duty Rotary Cutter	1 Year Machine, 5 Year Ltd Gearbox
SE10A Rotary Mower	1 Year Machine, 5 Year Ltd Gearbox
TW120 Heavy-Duty Rotary Cutter	1 Year Machine, 5 Year Ltd Gearbox
TR120 Super-Duty Rotary Cutter	1 Year Machine, 5 Year Ltd Gearbox
TW144 Heavy-Duty Rotary Cutter	1 Year Machine, 5 Year Ltd Gearbox
TW168 Heavy-Duty Rotary Cutter	1 Year Machine, 5 Year Ltd Gearbox

Model	Warranty
TS12 Stealth 12' Flex-Wing Cutter	1 Year Machine, 5 Year Ltd Gearbox (Non-Commercial)
2150 15" Medium-Duty Flex-Wing Cutter	1 Year Machine, 5 Year Ltd Gearbox, 2 Year Seals
3100 10' Medium-Duty Offset Flex-Wing Cutter	1 Year Machine, 6 Year Gearbox, 2 Year Seals
3150 15' Medium-Duty Flex-Wing Cutter	1 Year Machine, 6 Year Gearbox, 2 Year Seals
4105 10' Heavy-Duty Offset Flex-Wing Cutter	1 Yr Machine, 2 Yr Ltd Driveline, 6 Yr Gearbox, 2 Yr Seals
4150 15' "AG" Heavy-Duty Flex-Wing Cutter	1 Year Machine, 6 Year Gearbox, 2 Year Seals
4155 15' "Pro" Heavy-Duty Flex-Wing Cutter	1 Yr Machine, 2 Yr Ltd Driveline, 6 Yr Gearbox, 2 Yr Seals
5100 10' Super-Duty Offset Flex-Wing Cutter	1 Yr Machine, 2 Yr Ltd Driveline, 6 Yr Gearbox, 2 Yr Seals
5150 15' Super-Duty Flex-Wing Cutter	1 Yr Machine, 2 Yr Ltd Driveline, 6 Yr Gearbox, 2 Yr Seals
6140 14' Heavy-Duty Offset Flex-Wing Cutter	1 Yr Machine, 2 Yr Ltd Driveline, 6 Yr Gearbox, 2 Yr Seals
6200 20' Heavy-Duty Flex-Wing Cutter	1 Yr Machine, 2 Yr Ltd Driveline, 6 Yr Gearbox, 2 Yr Seals
7026 26' Flex-Wing Cutter	1 Yr Machine, 1 Yr Ltd Driveline, 3 Yr Prorated Gearbox, 2 Yr Seals
Model	
MDB130 Mechanically Driven Ditch Bank Mower	1 Year Machine, 6 Year Gearbox
DB150 Hydraulic Ditch Bank Cutter	1 Year Machine
2160 Hydraulic Boom Cutter	1 Year Machine (Non-Commercial)
Pulverizer (Single Roller)	1 Year Machine
Pulverizer (Double Roller)	1 Year Machine
PG Series Plugger	1 Year Machine
MPG Series Plugger	1 Year Machine
PA Series Pasture Aerator	1 Year Machine
LLR Landscape Rake	1 Year Machine
CBX Compact Box Blade	1 Year Machine
SBX Medium-Duty Box Blade	1 Year Machine
MBX Heavy-Duty Box Blade	1 Year Machine
RO Roll-Over Box Blades	1 Year Machine
DSP Pull-Type Dirt Scraper	1 Year Machine
GS60, GS72, GS84, HDGS84, HDGS96 Grading Scrapers	1 Year Machine
AP Plow	1 Year Machine
Subsoiler Heavy-Duty (1 & 2 Shank)	1 Year Machine
Lay Off Plow	1 Year Machine
One Row Cultivator	1 Year Machine
Lift-Type Disk Harrow (1D, 2D, 3D)	1 Year Machine
DHP8 Pull-Type Disk Harrow	1 Year Machine
DHP10 Pull-Type Disk Harrow	1 Year Machine

Model	Warranty
DHP8 Pull-Type Disk Harrow	1 Year Machine
DHP10 Pull-Type Disk Harrow	1 Year Machine
DHP12 Pull-Type Disk Harrow	1 Year Machine
Fuerst Broadcast Seeder/Spreader	1 Year Machine
Rebel Rotary Tillers	1 Year Machine
SRT, SRD, SRM Rotary Tiller	1 Year Machine
“P” Series 3-Point Post Hole Digger	1 Year Machine
“N” Series Medium-Duty Post Hole Digger	1 Year Machine
“H” Series Heavy-Duty Post Hole Digger	1 Year Machine
Fuerst Flex Harrows	
35, 50, 70 Rear Blades	1 Year Machine
850 Rear Blade	1 Year Machine
950 Rear Blade	1 Year Machine
1540 Rear Blade	1 Year Machine
2500 Rear Blade	1 Year Machine (Track Tractors Void Warranty)
3500 Rear Blade	1 Year Machine (Track Tractors Void Warranty)
PT207 Tedder	1 Year Machine
PT405 Tedder	1 Year Machine
PT405H Tedder	1 Year Machine
PT419H Tedder	1 Year Machine
PT625H Tedder	1 Year Machine
ER Pull-Type Rakes	1 Year Machine
RHP8 Patriot Rake	1 Year Machine
RHP10 Patriot Rake	1 Year Machine
RHP12 Patriot Rake	1 Year Machine
VR8 Rake	1 Year Machine
VR10 Rake	1 Year Machine
VR12 Rake	1 Year Machine
VRX12Rake	1 Year Machine
VRX14 Rake	1 Year Machine
BF Rake	1 Year Machine
RDF Rake	1 Year Machine
Bale Unroller	1 Year Machine
Bale Spears	1 Year Machine

AGR	1 Year Machine
Skid Steer Grapples	1 Year Machine
ISO Euro Grapples	1 Year Machine
BRGR	1 Year Machine
BGR	1 Year Machine
PF Series	1 Year Machine
3000 25' Series Earthmaster VT	1 Year Machine, 3 Year Ltd Frame
3000 31' Series Earthmaster VT	1 Year Machine, 3 Year Ltd Frame
3000 34' Series Earthmaster VT	1 Year Machine, 3 Year Ltd Frame
65 Series Earthmaster 1165, 1465	1 Year Machine, 3 Year Ltd Frame
10 Series Earthmaster 1710, 2210F, 2510F	1 Year Machine, 3 Year Ltd Frame

LANDSCAPE EQUIPMENT MULTIPLE UNIT FREIGHT DISCOUNTS

PRODUCT FAMILY	MAX QTY PER PALLET	NOTES	FREIGHT
CBX- Box Blade	2	Any combination, any width	30% Discount
SBX - Box Blade			
MBX - Box Blade			
LLR - Landscape Rake	3	Any combination, any width	30% Discount
35 - Rear Blade	2	Same model, any width	30% Discount
50 - Rear Blade	2	Same model, any width	30% Discount
70 - Rear Blade	2	Same model, any width	30% Discount
850 - Rear Blade	2	Same model, any width; total of 3 pallets	30% Discount
GS - Grading Scraper	2	Same model, any width	30% Discount
HDGS - HD Grading Scraper	2	Same model, any width	30% Discount
APP - All Purpose Plow	2	Same model, any width	30% Discount
1D Disc	2	Any combination, any width	30% Discount
2D Disc			
3D Disc			
SS & HDSS - Sub Soiler All Types	6	Any combination	30% Discount
LP - Layoff Plow			
Grapples	2	Any combination	30% Discount
Pallet Fork	6	Any combination	30% Discount
1RCV - One Row Cultivator	2	Any combination, any width	30% Discount
Bale Spears	6	Any combination, any width	30% Discount
Bale Unroller	2	Any combination	30% Discount

RSM & RSM-H

Flail Mowers


STANDARD EQUIPMENT & SPECIFICATIONS

Model	RSM5	RSM6	RSM6H	RSM6HGW	RSM7H	RSM7HGW
Tractor Size (Min PTO HP):	25	25	35	35	35	35
Hitch Size:	CAT 1	CAT 1	CAT 1 & 2	CAT 1 & 2	CAT 1 & 2	CAT 1 & 2
Hitch Offset:	6 1/4" Rigid	6 1/4" Rigid	16" Hydraulic	16" Hydraulic	16" Hydraulic	16" Hydraulic
Mowing Width:	61"	73"	73"	73"	86"	86"
Overall Width:	68"	80"	80"	80"	93"	93"
Overall Length:	43"	43"	43"	43"	43"	43"
Mowing Height Range:	1.4" - 3.4"	1.4" - 3.4"	.35" - 3.5"	.35" - 3.5"	.35" - 3.5"	.35" - 3.5"
Rotor Diameter:	5.5"	5.5"	5.5"	5.5"	5.5"	5.5"
Rotor Speed (RPM):	2,150	2,150	2,150	2,150	2,150	2,150
Blades:	Fine Cut Grass Blade	Fine Cut Grass Blade	Fine Cut Brush Hammer	Fine Cut Brush Hammer	Fine Cut Brush Hammer	Fine Cut Brush Hammer
Number of Blades:	30 Pair	36 Pair	20 Hammers	20 Hammers	24 Hammers	24 Hammers
Blade Rotation:	Forward	Forward	Forward	Forward	Forward	Forward
Cutting Capacity:	1"	1"	2"	2"	2"	2"
Gearbox Rating (540 RPM):	60 HP	60 HP	60 HP	60 HP	60 HP	60 HP
Driveline Size:	CAT 4	CAT 4	CAT 4	CAT 4	CAT 4	CAT 4
Drive Belt:	"B" Size	"B" Size	"SPB" Size	"SPB" Size	"SPB" Size	"SPB" Size
Rear Roller Diameter:	5.5"	5.5"	5.5"	N/A	5.5"	N/A
Rear Gauge Wheel:	N/A	N/A	N/A	2 Pneumatic	N/A	2 Pneumatic
Skid Shoes:	Std	Std	Std	Std	Std	Std
Weight (Approx):	750 lbs	800 lbs	1,166 lbs	1,200 lbs	1,320 lbs	1,360 lbs

ORDERING SECTION

Part numbers shown are for complete machines.

CATALOG NUMBER	DESCRIPTION	APPROX SHIPPING WEIGHT (LBS)	LIST PRICE (\$US)
BASE UNIT - RSM FLAILS			
RSM50005	5' Flail Mower, Grass Knives and Rear Roller	750	\$5,750
RSM60006	6' Flail Mower, Grass Knives and Rear Roller	800	\$6,000
RSM6H006	6' Flail Mower, w/ Hydraulic Offset, Hammer Flails and Rear Roller	1,166	\$8,200
RSM6HGW6	6' Flail Mower, w/ Hydraulic Offset, Hammer Flails and Gauge Wheels	1,200	\$9,200
RSM7H007	7' Flail Mower, w/ Hydraulic Offset, Hammer Flails and Rear Roller	1,320	\$8,555
RSM7HGW7	7' Flail Mower, w/ Hydraulic Offset, Hammer Flails and Gauge Wheels	1,360	\$9,555



1 YEAR MACHINE *Warranty*

RHD96 Flail Mower



STANDARD EQUIPMENT & SPECIFICATION	
Model	RHD96
Mowing Width:	96"
Overall Width:	104"
Overall Length:	40"
Mowing Height:	1" - 6"
Hitch:	CAT 1 & 2
Cuttershaft Diameter:	4 1/2"
Blades:	Fine or Coarse Cut
Blade Rotation:	Forward
HP Required:	50
Gearbox Rating (540 RPM):	60
Knife Tip Speed (FPM):	9,000
Mowing Capacity:	1"
Number of Knives:	Fine Cut: 118 Pairs Coarse Cut: 48 Pairs
Driveline Size:	CAT 4
Driveline Protection:	Slip Clutch
Drive Belt:	"C" Size
Deck Thickness:	10 Ga
Rear Roller Diameter:	6"
Skid Shoes:	Std
Weight (Approx):	1,170 lbs

RHINOAG

1 YEAR MACHINE *Warranty*

Note: RHD96 Models are Built to Order.
Contact Customer Service for Lead Time.

ORDERING SECTION

Part Numbers shown are for a complete machine, less extra equipment.

CATALOG NUMBER	DESCRIPTION	APPROX SHIPPING WEIGHT (LBS)	LIST PRICE (\$US)
BASE UNIT - RHD96			
07041750	RHD96, Fine Cut, Center Mount Hitch	1,170	\$8,762
07041751	RHD96, Fine Cut, 12 1/2" Right Offset Hitch	1,170	\$8,762
07041752	RHD96, Fine Cut, 24 1/2" Right Offset Hitch	1,170	\$8,762
07041770	RHD96, Coarse Cut, Center Mount Hitch	1,170	\$8,762
07041771	RHD96, Coarse Cut, 12 1/2" Right Offset Hitch	1,170	\$8,762
07041772	RHD96, Coarse Cut, 24 1/2" Right Offset Hitch	1,170	\$8,762
EXTRA EQUIPMENT			
701150	Lift Chains	7	\$99
701057M	Caster Brackets w/ Laminated Tires and Wheels	233	\$1,762
701056M	Caster Brackets w/ Pneumatic Tires and Wheels	165	\$1,485

RC115 & RC118

Row Crop Flail Shredders

STANDARD EQUIPMENT & SPECIFICATIONS

Model	RC115	RC118
Cutting Width:	180"	216"
Overall Width:	204"	240"
Cutting Height:	1"-18"	1"-18"
Hitch:	CAT 2 & 3 QH Lift	CAT 2 & 3 QH Lift
	Semi-Mount or Pull-Type	Semi-Mount or Pull-Type
Cuttershaft Diameter:	10 3/4"	10 3/4"
Blades:	Hard-Surfaced	Hard-Surfaced
HP Required:	Lift 120	130
	Semi-Mount 100	110
	Pull 100	110
Tires:	(4) 6.70 x 15	(4) 6.70 x 15
Wheel Hubs:	5-Bolt	5-Bolt
Gearbox Rating (1000 RPM):	207 HP	207 HP
Gearbox Warranty:	5 Year Limited	5 Year Limited
Gearbox Oil (85W-140):	Factory Filled	Factory Filled
Knife Tip Speed:	12,620 FPM	12,620 FPM
Number of Blades:	168	200
Driveline Size:	CAT 5 or 6	CAT 5 or 6
Driveline Protection:	5 x 5 V, Banded Belt	5 x 5 V, Banded Belt
Rotor Bearing Protection:	Anti-Wrap Seal Protector	Anti-Wrap Seal Protector
Cuttershaft Bearings:	2 9/16" Triple Sealed	2 9/16" Triple Sealed
Hood Thickness:	3/16", w/ Wear Liner	3/16", w/ Wear Liner
End Plate Thickness:	1/4"	1/4"
Safety Deflector- Lights:	Std	Std
Weight (Approx):	4,425 lbs	4,785 lbs



Unit shown with extra equipment.

1 YEAR MACHINE
5 YEAR LTD GEARBOX *Warranty*

RHINOAG

RC115 & RC118 Continued

ORDERING SECTION			
To order complete machine, select one item each each from groups 1- 4. Order special paint and extra equipment as needed.			
CATALOG NUMBER	DESCRIPTION	APPROX SHIPPING WEIGHT (LBS)	LIST PRICE (\$US)
GROUP 1. BASE UNIT - RC115, RC118			
00727121	RC115 Base Unit, 15' Row Crop Flail Shredder	4,425	\$21,635
00727122	RC118 Base Unit, 18' Row Crop Flail Shredder	4,785	\$23,675
GROUP 2. HITCH SELECTION - RC115, RC118			
00727125	Lift-Type Hitch*		\$4,153
00727126	Pull-Type Hitch	210	\$6,010
00727127	Semi-Mount Type Hitch*		\$6,605
GROUP 3. DRIVELINE SELECTION - RC115, RC118			
00726673A	Lift or Semi-Mount, CAT 6 w/ 1 3/8" PTO Yoke	175	\$903
00726672A	Lift or Semi-Mount, CAT 6 w/ 1 3/4" PTO Yoke	185	\$1,010
00786844	Pull-Type, CAT 5 CV Driveline, 1 3/8" PTO Yoke	210	\$1,143
00786845	Pull-Type, CAT 5 CV Driveline, 1 3/4" PTO Yoke	240	\$1,143
GROUP 4. LIFT SELECTION - RC115, RC118			
00554600P	Ratchet Jack Manual Lift Kit	12	\$115
00725933	Hydraulic Cylinder Lift Kit	50	\$385
SPECIAL PAINT COLOR SELECTION - RHINO ORANGE IS STANDARD			
00787653	JD Green		\$150
00787654	Kubota Orange		\$150
00787655	Case IH Red		\$150
00787656	MF Red		\$150
00787657	NH Blue		\$150
CONTAINER FEES - INTERNATIONAL SHIPMENTS			
00888891	Container Processing Fee (Each Unit is Processed to Accommodate Loading)		\$300 Net
00888892	Container Loading Fee (Single Charge Per Container Load)		\$300 Net

*Lift-Type and Semi-Mount units must be used on tractors equipped with Quick Hitches.

RC120

Row Crop Flail Shredders

STANDARD EQUIPMENT & SPECIFICATIONS	
Cutting Width:	240"
Overall Width:	264"
Cutting Height:	1"-18"
Hitch:	CAT 2 & 3 QH Lift*
	Semi-Mount or Pull-Type*
Cuttershaft Diameter:	10 3/4"
Blades:	Hard-Surfaced w/ Tungsten Carbide
HP Required:	Lift 130 Semi-Mount 120 Pull 120
Tires:	(4) 9.5L-15"
Wheel Hubs:	6-Bolt
Gearbox Rating (1000 RPM):	207 HP
Gearbox Oil (85W-140):	Factory Filled
Knife Tip Speed:	12620 FPM, Reverse Rotation
Number of Blades:	216
Driveline Size:	CAT 5 or 6
Driveline Protection:	5 x 5 V, Banded Belt
Rotor Bearing Protection:	Anti-Wrap Seal Protector
Cuttershaft Bearings:	2 9/16"
Hood Thickness:	3/16", w/ 3/16" Internal Wear Liners
End Plate Thickness:	1/4"
Safety Deflector- Light Kit:	Std
Weight (Approx):	4,950 lbs

*Tractor Quick Hitch must be used for Lift-type and Semi-Mount units.



Unit shown with extra equipment.

1 YEAR MACHINE
5 YEAR LTD GEARBOX *Warranty*

RHINOAG

RC120 Continued

ORDERING SECTION			
To order complete machine, select one item each from groups 1 - 4. Order special paint and extra equipment as needed.			
CATALOG NUMBER	DESCRIPTION	APPROX SHIPPING WEIGHT (LBS)	LIST PRICE (\$US)
GROUP 1. BASE UNIT - RC120			
00727123	RC120 Base Unit, 20' Row Crop Flail Shredder	4,950	\$26,550
GROUP 2. HITCH SELECTION - RC120			
00727128	Lift-Type Hitch*		\$4,216
00727129	Lift-Type Hitch w/ End Tow*	660	\$7,679
00727130	Pull-Type Hitch	210	\$3,944
00727131	Pull-Type Hitch w/ End Tow	870	\$6,623
00727132	Semi-Mount Type Hitch*		\$6,607
00727133	Semi-Mount Type Hitch w/ End Tow*	660	\$8,920
GROUP 3. DRIVELINE SELECTION - RC120			
00726673A	Lift or Semi-Mount, CAT 6 w/ 1 3/8" PTO Yoke	175	\$903
00726672A	Lift or Semi-Mount, CAT 6 w/ 1 3/4" PTO Yoke	185	\$1,010
00786844	Pull-Type, CAT 5 CV Driveline, 1 3/8" PTO Yoke	210	\$1,143
00786845	Pull-Type, CAT 5 CV Driveline, 1 3/4" PTO Yoke	240	\$1,143
GROUP 4. LIFT SELECTION - RC120			
00554600P	Ratchet Jack Manual Lift Kit	12	\$115
00725933	Hydraulic Cylinder Lift Kit	Included	\$385
SPECIAL PAINT COLOR SELECTION - RHINO ORANGE IS STANDARD			
00787653	JD Green		\$150
00787654	Kubota Orange		\$150
00787655	Case IH Red		\$150
00787656	MF Red		\$150
00787657	NH Blue		\$150
EXTRA EQUIPMENT (MUST ORDER SEPARATELY)			
00727009	End Tow Kit, RC120 Pull-Type (Field Installation)	660	\$6,375
00727010	End Tow Kit, RC120 Semi-Mt or Lift-Type (Field Installation)	500	\$6,375
CONTAINER FEES - INTERNATIONAL SHIPMENTS			
00888891	Container Processing Fee (Each Unit is Processed to Accommodate Loading)		\$300 Net
00888892	Container Loading Fee (Single Charge Per Container Load)		\$300 Net

*Tractor Quick Hitch must be used for Lift-type and Semi-Mount units.



1 YEAR MACHINE
5 YEAR LTD GEARBOX *Warranty*

RC125

Row Crop Flail Shredders

STANDARD EQUIPMENT & SPECIFICATIONS	
Cutting Width:	300"
Overall Width:	324"
Cutting Height:	1"-18"
Hitch:	Lift, Pull, or Semi-Mount Type
Cuttershaft Diameter:	10 3/4"
Blades:	Hard-Surfaced
HP Required:	Lift 160 Semi-Mount 150 Pull 140
PTO Type:	1000 RPM
Tires:	(4) 9.5L-15
Gearbox Rating:	207 HP
Gearbox Oil (85W-140):	Factory Filled
Knife Tip Speed:	12,620 FPM, Reverse Rotation
Number of Blades:	272
Driveline Size:	CAT 5 or 6
Driveline Protection:	5 x 5 V, Banded Belt
Rotor Bearing Protection:	Anti-Wrap Seal Protector
Cuttershaft Bearings:	2 9/16"
Hood Thickness:	3/16", w/ 3/16" Internal Wear Liners
End Plate Thickness:	1/4"
Safety Deflector - Light Kit:	Std
Weight (Approx):	6,300 lbs

*Tractor Quick Hitch must be used for Lift-Type and Semi-Mount units.



Unit shown with extra equipment.

1 YEAR MACHINE
5 YEAR LTD GEARBOX *Warranty*

RHINOAG



ORDERING SECTION

To order complete machine, select one item each from groups 1 - 4. Order special paint and extra equipment as needed to complete machine. End tow kits shown in "Extra Equipment" must be ordered separately.

CATALOG NUMBER	DESCRIPTION	APPROX SHIPPING WEIGHT (LBS)	LIST PRICE (\$US)
GROUP 1. BASE UNIT - RC125			
00727124	RC125 Base Unit, 25' Row Crop Flail Shredder	6150	\$34,125
GROUP 2. HITCH SELECTION - RC125			
00727128	Lift-Type Hitch*	In Base	\$4,216
00727134	Lift-Type Hitch w/ End Tow*	450	\$7,679
00727130	Pull-Type Hitch	150	\$3,944
00727135	Pull-Type Hitch w/ End Tow	780	\$6,623
00727132	Semi-Mount Type Hitch*	100	\$6,607
00727136	Semi-Mount Type Hitch w/ End Tow*	450	\$8,920
GROUP 3. LIFT KIT - RC125 - AUTOMATICALLY ADDED TO SALES ORDER			
00725933	Hydraulic Cylinder Lift Kit	In Base	\$385
GROUP 4. DRIVELINE SELECTION - RC125			
00726673A	Lift or Semi-Mount, CAT 6 Driveline w/ 1 3/8" PTO Yoke	175	\$903
00726672A	Lift or Semi-Mount, CAT 6 Driveline w/ 1 3/4" PTO Yoke	185	\$1,010
00786844	Pull-Type, CAT 5 CV Driveline, 1 3/8" PTO Yoke	210	\$1,143
00786845	Pull-Type, CAT 5 CV Driveline, 1 3/4" PTO Yoke	240	\$1,143
SPECIAL PAINT COLOR SELECTION - RHINO ORANGE IS STANDARD			
00787653	JD Green		\$150
00787654	Kubota Orange		\$150
00787655	Case IH Red		\$150
00787656	MF Red		\$150
00787657	NH Blue		\$150

*Tractor Quick Hitch must be used for Lift-Type and Semi-Mount units.



RC125 Continued

ORDERING SECTION

CATALOG NUMBER	DESCRIPTION	APPROX SHIPPING WEIGHT (LBS)	LIST PRICE (\$US)
EXTRA EQUIPMENT			
00727042	Pair of Axle Arms Pull & Lift-Type w/ Tires & Wheels (May Not Fit all Row Spacings) Not Recommended w/ End Tow Kit	199	\$1,779
00727141	Pair of Axle Arms Semi-Mount w/ Tires & Wheels (May not fit all row spacings) Not Recommended w/ End Tow Kit	229	\$2,499
00726952	End Tow Kit, Pull-Type, (For Field Installation) (Order separately from machine)	580	\$6,090
00726953	End Tow Kit, Semi-Mount or Lift, (For Field Installation) (Order separately from machine)	420	\$6,090
CONTAINER FEES - INTERNATIONAL SHIPMENTS			
00888891	Container Processing Fee (Each Unit is Processed to Accommodate Loading)		\$300 Net
00888892	Container Loading Fee (Single Charge Per Container Load)		\$300 Net



FA513, FA613, FA713

3-Pt Finishing Mowers

STANDARD EQUIPMENT & SPECIFICATIONS			
Model	FA513	FA613	FA713
Mowing Width:	59"	71"	83"
Overall Width:	63"	75"	87"
Blade Number:	3	3	3
Cutting Height:	3/4" - 4 1/4"	3/4" - 4 1/4"	1-1/2" - 4 1/2"
Height Adjustment:	Bushing	Bushing	Bushing
Hitch:	CAT 1	CAT 1	CAT 1
Blades:	6mm x 60mm	6mm x 60mm	6mm x 60mm
Blade Overlap:	1"	1"	1"
PTO HP Required:	16 - 40	22 - 50	30 - 60
Gearbox Ratio:	1:2.8	1:2.8	1:2.8
Blade Tip Speed:	14,070 FPM	14,183 FPM	15,257 FPM
Cutting Capacity (Max.):	Grass	Grass	Grass
Driveline Size:	CAT 3 ASAE	CAT 3 ASAE	CAT 3 ASAE
Drive Belt Section:	"B"	"B"	"B"
Number of Drive Belts:	2	2	2
Deck Thickness:	4mm (.157")	4mm (.157")	5mm (.197")
Tires & Wheels:	Solid	Solid	Solid
Anti-Scalp Roller:	Standard	Standard	Standard
Discharge:	Rear	Rear	Rear
Weight (Approx):	432 lbs	472 lbs	816 lbs



ORDERING SECTION

CATALOG NUMBER	DESCRIPTION	APPROX SHIPPING WEIGHT (LBS)	LIST PRICE (\$US)
BASE UNIT - FA513, FA613, FA713			
FA513001	FA Finish Mower, 60" - Rhino Orange	432	\$2,900
FA613001	FA Finish Mower, 72" - Rhino Orange	472	\$3,050
FA713001	FA Finish Mower, 84" - Rhino Orange	816	\$4,275

TX SERIES

Turf-Flex Flex-Wing Mowers

STANDARD EQUIPMENT & SPECIFICATIONS

Model	TX1500	TX1700
Cutting Width:	15'	17'
Transport Width:	8'	8'
Transport Length:	13' - 10"	13' - 10"
Transport Height:	8'	9'
Cutting Height:	1 1/2" - 4 1/2"	1 1/2" - 4 1/2"
Deck Widths:	(1) 72" & (2) 60"	(3) 72"
Deck Thickness:	7 Ga	7 Ga
Deck Overlap:	6"	6"
Material Discharge:	Rear	Rear
Rear Chain Guards:	Standard	Standard
Drive Belts (1 Per Deck):	Single Aramid Cord "B" Section per Deck	Single Aramid Cord "B" Section per Deck
Drive Belt Adjustment:	Spring Loaded Idler	Spring Loaded Idler
Gauge Wheels (12):	13" x 5" x 6" w/ Roller Bearings	13" x 5" x 6" w/ Roller Bearings
Tractor PTO HP Required:	40	45
PTO Type:	540 RPM	540 RPM
Transport Tires:	(2) 23" x 9 1/2" x 12"	(2) 23" x 9 1/2" x 12"
Wing Flex:	30° Up/ 10° Down	30° Up/ 10° Down
Hitch:	Pull-Type	Pull-Type
Driveline Size:	CAT 4 CV Main, CAT 3 Decks	CAT 4 CV Main, CAT 3 Decks
Wing Deck Flex (Degrees):	10° Side to Side, 10° Front to Rear	10° Side to Side, 10° Front to Rear
Front Roller Size:	3" x 5"	3" x 5"
Blade Tip Speed:	18,231 FPM (Wings) 18,271 FPM (Center)	18,271 FPM
Gearbox:	45 HP - Center & Wings 80 HP - Transfer	45 HP - Center & Wings 80 HP - Transfer
Parking Jack:	Standard	Standard



ORDERING SECTION

CATALOG NUMBER	DESCRIPTION	APPROX SHIPPING WEIGHT (LBS)	LIST PRICE (\$US)
BASE UNIT - TX SERIES			
TX-1500	TX1500 Turf Flex Finishing Mower, 15' Cut	2,752	\$18,730
TX-1700	TX1700 Turf Flex Finishing Mower, 17' Cut	2,855	\$20,328

1 YEAR MACHINE *Warranty*

RHINOAG

FLEX FLAIL®

Flex-Wing Flail Mowers

Flex Flail® is a registered trademark of the Alamo Group Inc.

BUILT TO ORDER



RHINOAG

STANDARD EQUIPMENT & SPECIFICATIONS

	FX17	FX21
Cutting Width:	198"	252"
Overall Width:	204"	258"
Overall Length:	156"	156"
Transport Width:	96"	96"
Transport Height:	88"	115"
Operating Wing Flex Range:	30° Up / 30° Down	
Cutting Height Range:	1" - 6"	1" - 6"
Cutting Capacity:	Grass	Grass
HP Required (540 RPM):	40	45
Decks:	2 - 62", 1 - 88"	3 - 88"
Blade Tip Speed:	8,900 FPM	8,900 FPM
Number of Blades Per Head:		
62": Fine Cut/ Coarse Cut	76 Pair / 36 Pair	N/A / N/A
88": Fine Cut / Coarse Cut	108 Pair / 44 Pair	108 Pair / 44 Pair
Blade Rotation:	Forward	Forward
Mower Head Overlap:	6"	6"
Cuttershaft Diameter:	4 1/2"	4 1/2"
Cuttershaft Bearings:	1 15/16", Self-Aligning Greaseable	
Roller Diameter:	6"	6"
Main Drive Belt:	5 Groove, Power Band	
Hood Thickness:	10 Ga	10 Ga
End Plate Thickness:	5/16", (3/8" Inside Wings)	
Main Driveline:	CAT 4, Constant Velocity	
Wing and Rear Driveline:	CAT 3 & CAT 4 Respectively	
Transport Wheels:	11L-15	11L-15
Transport Wheels Width:	92"	92"
Automatic Wing Transport Lock:	Std	Std
Replaceable Skid Shoes:	Std	Std
Rear Deflectors:	Std	Std
Weight (Approx)	4,450 Lbs	4,674 Lbs

ORDERING SECTION

CATALOG NUMBER	DESCRIPTION	APPROX SHIPPING WEIGHT (LBS)	LIST PRICE (\$US)
BASE UNIT - FX17, FX21			
07391732	FX17, Fine Cut Knives	4,450	\$39,000
07391722	FX17, Coarse Cut Knives	4,441	\$39,000
07392132	FX21, Fine Cut Knives	4,674	\$43,500
07392122	FX21, Coarse Cut Knives	4,665	\$43,500
EXTRA EQUIPMENT			
00778219	FX17 Reverse Rotation - Factory Installed	50	\$1,500
00778220	FX21 Reverse Rotation - Factory Installed	50	\$1,750
00778538	FX17 Rear Roller Scraper Kit	225	\$1,268
00778539	FX21 Rear Roller Scraper Kit	260	\$1,329



New!

TWISTER

10 SERIES

4, 5, & 6 Economy

STANDARD EQUIPMENT & SPECIFICATIONS

Model	TW14	TW15	TW16
Cutting Width:	48"	60"	72"
Overall Width:	52 1/2"	64"	76 1/4"
Overall Length:	87"	99"	111"
Cutting Height (Min):	1 1/2"	1 1/2"	1 1/2"
Hitch:	CAT 1 - Std	CAT 1 - Std	CAT 1 - Std
Blade Carrier:	Infinity - Steel	Infinity - Steel	Infinity - Steel
Blades :	1/2" x 3"	1/2" x 3"	1/2" x 3"
PTO HP Required (Min):	20	20	25
Gearbox Rating:	60 HP	60 HP	60 HP
Blade Tip Speed (FPM):	15,608 FPM	16,117 FPM	14,963 FPM
Cutting Capacity:	1"	1"	1"
Driveline Size:	CAT 3	CAT 3	CAT 3
Driveline Protection:	Shear Bolt or Slip Clutch	Shear Bolt or Slip Clutch	Shear Bolt or Slip Clutch
Deck Thickness:	12 Ga	12 Ga	12 Ga
Side Skirt:	10 Ga	10 Ga	10 Ga
Tire and Wheel:	3.75" x 15" Solid Rubber Tire	3.75" x 15" Solid Rubber Tire	3.75" x 15" Solid Rubber Tire
Safety Deflector:	Front Belt / Rear Steel Band	Front Belt / Rear Steel Band	Front Belt / Rear Steel Band
Weight (Approx):	460 lbs	530 lbs	630 lbs



**1 YEAR MACHINE
3 YEAR LTD GEARBOX** *Warranty*

RHINOAG

ORDERING SECTION - TW14

Order a base unit from Group 1 and a driveline from Group 2 to complete your TW14.

CATALOG NUMBER	DESCRIPTION	APPROX SHIPPING WEIGHT (LBS)	LIST PRICE EACH (\$US)
GROUP 1. BASE UNIT - TW14 (Sold in 2 packs of identical units)			
TW14-1OR1	48" Economy Rotary Mower - Rhino Orange	460	\$1,286
TW14-1GR1	48" Economy Rotary Mower - JD Green	460	\$1,286
TW14-1OR2	48" Economy Rotary Mower - Kubota Orange	460	\$1,286
TW14-1RD3	48" Economy Rotary Mower - MF Red	460	\$1,286
TW14-1BL1	48" Economy Rotary Mower - NH Blue	460	\$1,286
TW14-1RD2	48" Economy Rotary Mower - Case IH Red	460	\$1,286
GROUP 2. DRIVELINE - TW14			
00789314	Shear Bolt CAT 3 Driveline		\$104
00759318C	Slip Clutch CAT 3 Driveline		\$255

ORDERING SECTION - TW15

Order a base unit from Group 1 and a driveline from Group 2 to complete your TW15.

CATALOG NUMBER	DESCRIPTION	APPROX SHIPPING WEIGHT (LBS)	LIST PRICE EACH (\$US)
GROUP 1. BASE UNIT - TW15 (Sold in 2 packs of identical units)			
TW15-1OR1	60" Economy Rotary Mower - Rhino Orange	530	\$1,435
TW15-1GR1	60" Economy Rotary Mower - JD Green	530	\$1,435
TW15-1OR2	60" Economy Rotary Mower - Kubota Orange	530	\$1,435
TW15-1RD3	60" Economy Rotary Mower - MF Red	530	\$1,435
TW15-1BL1	60" Economy Rotary Mower - NH Blue	530	\$1,435
TW15-1RD2	60" Economy Rotary Mower - Case IH Red	530	\$1,435
GROUP 2. DRIVELINE - TW15			
00789318	Shear Bolt CAT 3 Driveline		\$120
00759318C	Slip Clutch CAT 3 Driveline		\$255

ORDERING SECTION - TW16

Order a base unit from Group 1 and a driveline from Group 2 to complete your TW16.

CATALOG NUMBER	DESCRIPTION	APPROX SHIPPING WEIGHT (LBS)	LIST PRICE EACH (\$US)
GROUP 1. BASE UNIT - TW16 (Sold in 2 packs of identical units)			
TW16-1OR1	72" Economy Rotary Mower - Rhino Orange	630	\$1,650
TW16-1GR1	72" Economy Rotary Mower - JD Green	630	\$1,650
TW16-1OR2	72" Economy Rotary Mower - Kubota Orange	630	\$1,650
TW16-1RD3	72" Economy Rotary Mower - MF Red	630	\$1,650
TW16-1BL1	72" Economy Rotary Mower - NH Blue	630	\$1,650
TW16-1RD2	72" Economy Rotary Mower - Case IH Red	630	\$1,650
GROUP 2. DRIVELINE - TW16			
00789318	Shear Bolt CAT 3 Driveline		\$120
00759318C	Slip Clutch CAT 3 Driveline		\$255

New!

TWISTER
20 SERIES

5', 6', & 7' Medium-Duty

STANDARD EQUIPMENT & SPECIFICATIONS

Model	TW25	TW26	TW27
Cutting Width:	60"	72"	84"
Overall Width:	64 1/4"	76 1/4"	88 1/4"
Overall Length:	108"	118"	135"
Cutting Height (Min):	1 1/2"	1 1/2"	1 1/2"
Hitch:	CAT 1/ CAT 2 Std. CAT 1/ CAT 2 Q.H. iMatch**	CAT 1/ CAT 2 Std. CAT 1/ CAT 2 Q.H. iMatch**	CAT 2/ CAT 3 Std. CAT 2/ CAT 3 Q.H.
Blade Carrier:	Infinity - Steel	Infinity - Steel	Infinity - Steel
Blades:	1/2" x 3"	1/2" x 3"	1/2" x 3"
PTO HP Required (Min):	25	35	45
Gearbox Rating*:	65 HP	65 HP	130 HP
Blade Tip Speed (FPM):	14,335	14,963	14,369
Cutting Capacity:	2"	2"	2"
Driveline Size:	CAT 3	CAT 3	CAT 4
Driveline Protection:	Slip Clutch	Slip Clutch	Slip Clutch
Deck Thickness:	12 Ga	12 Ga	12 Ga
Side Skirt:	7 Ga	7 Ga	7 Ga
Tire and Wheel:	4" x 8" Laminated	4" x 8" Laminated	4" x 8" Laminated
Safety Deflector:	Deflectors or Chains	Deflectors or Chains	Deflectors or Chains
Weight (Approx):			
w/ Rubber Deflectors	720 lbs	800 lbs	1105 lbs
w/ Chains	760 lbs	865 lbs	1180 lbs

*Gearbox power rating based on actual field performance.

**iMatch is a trademark of Deere & Company.


1 YEAR MACHINE
5 YEAR LTD GEARBOX *Warranty*

TWISTER 20 Series Continued

ORDERING SECTION - TW25

Order a base unit from Group 1 and a guarding from Group 2 to complete your TW25.

CATALOG NUMBER	DESCRIPTION	APPROX SHIPPING WEIGHT (LBS)	LIST PRICE (\$US)
GROUP 1. BASE UNIT - TW25 <i>**FREE CUSTOM COLOR ON ORDERS OF 5 OR MORE IDENTICAL UNITS!**</i>			
TW25-1OR1	60" Medium-Duty Rotary Mower - Rhino Orange	700	\$2,150
TW25-1GR1	60" Medium-Duty Rotary Mower - JD Green	700	\$2,240
TW25-1OR2	60" Medium-Duty Rotary Mower - Kubota Orange	700	\$2,240
TW25-1RD3	60" Medium-Duty Rotary Mower - MF Red	700	\$2,240
TW25-1BL1	60" Medium-Duty Rotary Mower - NH Blue	700	\$2,240
TW25-1RD2	60" Medium-Duty Rotary Mower - Case IH Red	700	\$2,240
GROUP 2. GUARDING - TW25			
00792286	Rubber Deflector	20	\$100
00792291	Single Chain Guards	60	\$200

ORDERING SECTION - TW26

Order a base unit from Group 1 and a guarding from Group 2 to complete your TW26.

CATALOG NUMBER	DESCRIPTION	APPROX SHIPPING WEIGHT (LBS)	LIST PRICE (\$US)
GROUP 1. BASE UNIT - TW26 <i>**FREE CUSTOM COLOR ON ORDERS OF 5 OR MORE IDENTICAL UNITS!**</i>			
TW26-1OR1	72" Medium-Duty Rotary Mower - Rhino Orange	780	\$2,550
TW26-1GR1	72" Medium-Duty Rotary Mower - JD Green	780	\$2,645
TW26-1OR2	72" Medium-Duty Rotary Mower - Kubota Orange	780	\$2,645
TW26-1RD3	72" Medium-Duty Rotary Mower - MF Red	780	\$2,645
TW26-1BL1	72" Medium-Duty Rotary Mower - NH Blue	780	\$2,645
TW26-1RD2	72" Medium-Duty Rotary Mower - Case IH Red	780	\$2,645
GROUP 2. GUARDING - TW26			
00792365	Rubber Deflector	20	\$110
00792370	Single Chain Guards	65	\$335

ORDERING SECTION - TW27

Order a base unit from Group 1 and a guarding from Group 2 to complete your TW27.

CATALOG NUMBER	DESCRIPTION	APPROX SHIPPING WEIGHT (LBS)	LIST PRICE (\$US)
GROUP 1. BASE UNIT - TW27 <i>**FREE CUSTOM COLOR ON ORDERS OF 5 OR MORE IDENTICAL UNITS!**</i>			
TW27-1OR1	84" Medium-Duty Rotary Mower - Rhino Orange	1080	\$3,650
TW27-1GR1	84" Medium-Duty Rotary Mower - JD Green	1080	\$3,748
TW27-1OR2	84" Medium-Duty Rotary Mower - Kubota Orange	1080	\$3,748
TW27-1RD3	84" Medium-Duty Rotary Mower - MF Red	1080	\$3,748
TW27-1BL1	84" Medium-Duty Rotary Mower - NH Blue	1080	\$3,748
TW27-1RD2	84" Medium-Duty Rotary Mower - Case IH Red	1080	\$3,748
GROUP 2. GUARDING - TW27			
00792436	Rubber Deflector	25	\$200
00792441	Single Chain Guards	100	\$500

160 & 260

5' Single Spindle Rotary Cutters

STANDARD EQUIPMENT & SPECIFICATIONS		
Model	160	260
Cutting Width:	60"	60"
Overall Width:	66"	67 1/2"
Overall Length:	100"	111"
Min Cutting Height:	1 5/8"	1 1/2"
Hitch*:	CAT 1 & 2* / CAT 1 QH	CAT 1 & 2* / CAT 1 QH
Blade Carrier:	Round Pan	Reinforced Pan
Blades:	1/2" x 3" Updraft	1/2" x 4" Updraft
Min PTO HP Required:	25	35
Gearbox Rating:	65 HP	130 HP
Gearbox Oil (85W-140):	Factory Filled	Factory Filled
Output Shaft Diameter:	1 5/16"	2"
PTO Type:	540 RPM	540 RPM
Blade Tip Speed:	11,335 FPM	13,572 FPM
Cutting Capacity (Max):	1 1/2"	2 1/2"
Driveline Size:	CAT 3	CAT 4
Driveline Protection:	Slip Clutch	Slip Clutch
Deck Thickness:	10 Ga	10 Ga
Side Skirt:	10 Ga x 9-1/4"	1/4" x 11"
Tires & Wheels:	Laminated	Laminated
Safety Deflector:	Deflectors or Chains	Deflectors or Chains
Weight (Approx):	640 lbs	998 lbs

*Requires adaptor bushing sold separately (Top Link)



1 YEAR MACHINE
5 YEAR LTD GEARBOX *Warranty*

Model 160



ORDERING SECTION

To order complete machine, select one item each from groups 1 - 3.
Order extra equipment as needed.

CATALOG NUMBER	DESCRIPTION	APPROX SHIPPING WEIGHT (LBS)	LIST PRICE (\$US)
GROUP 1. BASE UNIT - 160			
00160-3OR1	160 Rotary Cutter, 60", 540 RPM - Rhino Orange	640	\$1,850
00160-3GR1	160 Rotary Cutter, 60", 540 RPM - JD Green	640	\$1,940
00160-3OR2	160 Rotary Cutter, 60", 540 RPM - Kubota Orange	640	\$1,940
00160-3RD2	160 Rotary Cutter, 60", 540 RPM - Case IH Red	640	\$1,940
00160-3RD3	160 Rotary Cutter, 60", 540 RPM - John Deere Red	640	\$1,940
00160-3BL1	160 Rotary Cutter, 60", 540 RPM - New Holland Blue	640	\$1,940
GROUP 2. HITCH SELECTION - 160			
00787536	Standard Hitch	40	\$88
00787537	Quick Hitch	50	\$149
GROUP 3. GUARDING SELECTION - 160			
00787534	Rubber Deflector	25	\$101
00787535	Single Chain Guards	60	\$287
REPLACEMENT PARTS (NOTE)			
NOTE: The following items are listed for reference only and are available through Rhino Service Parts. See Alamo Ag Commerce site (www.alamoag.com) for latest price and terms information.			
Part Number	Description	Quantity Required	
00781341	Blades, Updraft CCW	2	
00786548	Blade Bolt Kit	1	

DISCONTINUED





Model 260

ORDERING SECTION

To order complete machine, select one item each from groups 1 - 3.

CATALOG NUMBER	DESCRIPTION	APPROX SHIPPING WEIGHT (LBS)	LIST PRICE (\$US)
GROUP 1. BASE UNIT - 260			
00260-3OR1	260 Rotary Cutter, 60", 540 RPM - Rhino Orange	998	\$3,175
00260-3GR1	260 Rotary Cutter, 60", 540 RPM - JD Green	998	\$3,273
00260-3OR2	260 Rotary Cutter, 60", 540 RPM - Kubota Orange	998	\$3,273
00260-3RD2	260 Rotary Cutter, 60", 540 RPM - Case IH Red	998	\$3,273
00260-3RD3	260 Rotary Cutter, 60", 540 RPM - MF Red	998	\$3,273
00260-3BL1	260 Rotary Cutter, 60", 540 RPM - NH Blue	998	\$3,273
GROUP 2. HITCH SELECTION - 260			
00787610	Standard Hitch (QH Compatible)		\$159
GROUP 3. GUARDING SELECTION - 260			
00787608	Rubber Deflector	28	\$102
00787609	Single Chain Guards	83	\$513
00787864	Double Chain Guards	118	\$713
REPLACEMENT ITEMS (SEE NOTE)			
NOTE: The following items are listed for reference only and are available through Rhino Service Parts. See Alamo Ag E-Commerce site (alamoag.com) for latest price and terms information.			
PART NUMBER	DESCRIPTION	QUANTITY REQUIRED	
B571044	Blade Bolt Kit	1	
00780945	Washer, Square ID	2	
571045	Washer, Shoulder Bolt	2	
00781249	Front Chain Guard	1	
00785230	Rear Chain Guard	1	

172, 272, 472

6' Single Spindle Rotary Cutters



STANDARD EQUIPMENT & SPECIFICATIONS

Model:	172	272	472
Mowing Width:	72"	72"	72"
Overall Width:	78"	79 1/2"	79 1/2"
Overall Length:	119"	121"	121"
Min Cutting Height:	1"	1 1/2"	1 1/2"
Hitch*:	CAT 1 & 2* / CAT 1 & 2 QH	CAT 1 & 2 / CAT 1 & 2 QH	CAT 1 & 2 / CAT 1 & 2 QH
PTO Type:	540 RPM	540 RPM	540 RPM
Blade Carrier:	Round Pan	Reinforced Pan	Reinforced Pan
Blades:	1/2" x 3" Updraft	1/2" x 4" Updraft	1/2" x 4" Updraft
Min PTO HP Required:	45	45	55
Gearbox Rating:	65 HP	130 HP	210 HP
Gearbox Oil (85W-140):	Factory Filled	Factory Filled	Factory Filled
Output Shaft Diameter:	1 9/16"	2"	2 3/8"
Blade Tip Speed:	14,860 FPM	14,860 FPM	16,286 FPM
Cutting Capacity:	2 1/2" Max	2 1/2" Max	4 1/2" Max
Driveline Size:	CAT 3	CAT 4	CAT 5
Driveline Protection:	Slip Clutch	Slip Clutch	Slip Clutch
Side Skirt:	10 Ga x 9-1/4"	1/4" x 11"	1/4" x 11"
Tires & Wheels:	Laminated	Laminated	Laminated
Safety Deflector:	Deflectors or Chains	Deflectors or Chains	Single or Double Chains
Weight (Approx):	785 lbs	1,158 lbs	1,560 lbs

DISCONTINUED

*Requires adaptor bushing sold seperately (Top Link)



Unit shown with extra equipment.



1 YEAR MACHINE
5 YEAR LTD GEARBOX *Warranty*

Model 172

ORDERING SECTION

To order complete machine, select one item each from groups 1 - 3.
Order extra equipment as needed.

CATALOG NUMBER	DESCRIPTION	APPROX SHIPPING WEIGHT (LBS)	LIST PRICE (\$US)
GROUP 1. BASE UNIT - 172			
00172-3OR1	172 Rotary Cutter, 72", 540 RPM - Rhino Orange	785	\$2,211
00172-3GR1	172 Rotary Cutter, 72", 540 RPM - JD Green	785	\$2,306
00172-3OR2	172 Rotary Cutter, 72", 540 RPM - Kubota Orange	785	\$2,306
00172-3RD2	172 Rotary Cutter, 72", 540 RPM - Case IH Red	785	\$2,306
00172-3RD3	172 Rotary Cutter, 72", 540 RPM - John Deere Red	785	\$2,306
00172-3BL1	172 Rotary Cutter, 72", 540 RPM - New Holland Blue	785	\$2,306
GROUP 2. HITCH SELECTION - 172			
00787544	Standard Hitch		\$108
00787545	Quick Hitch	10	\$164
GROUP 3. GUARDING SELECTION - 172			
00787542	Rubber Deflector	35	\$108
00787543	Single Chain Guards	70	\$334
REPLACEMENT ITEMS (SEE NOTES)			
NOTE: The following items are listed for reference only and are available through Rhino Service Parts. See Alamo Ag E-Commerce site (www.alamoag.com) for latest price and terms information.			
PART NUMBER	DESCRIPTION	QUANTITY REQUIRED	
00785567	Blades, Central CCW	2	
00786548	Blade Bolt Nut	1	
3570	Check Chains	1	
00781254	Front Chain Guard	1	
00785231	Rear Chain Guard	1	

Model 272



ORDERING SECTION

To order complete machine, select one item each from groups 1 - 3.

CATALOG NUMBER	DESCRIPTION	APPROX SHIPPING WEIGHT (LBS)	LIST PRICE (\$US)
GROUP 1. BASE UNIT - 272			
00272-3OR1	272 Rotary Cutter, 72", 540 RPM - Rhino Orange	1,158	\$3,049
00272-3GR1	272 Rotary Cutter, 72", 540 RPM - JD Green	1,158	\$3,147
00272-3OR2	272 Rotary Cutter, 72", 540 RPM - Kubota Orange	1,158	\$3,147
00272-3RD2	272 Rotary Cutter, 72", 540 RPM - Case IH Red	1,158	\$3,147
00272-3RD3	272 Rotary Cutter, 72", 540 RPM - MF Red	1,158	\$3,147
00272-3BL1	272 Rotary Cutter, 72", 540 RPM - NH Blue	1,158	\$3,147
GROUP 2. HITCH SELECTION - 272			
00787617	Standard Hitch (QH Compatible)		\$164
GROUP 3. GUARDING SELECTION - 272			
00787615	Rubber Deflector	35	\$129
00787563	Single Chain Guards	96	\$626
00787564	Double Chain Guards	160	\$867
REPLACEMENT ITEMS (SEE NOTE)			
NOTE: The following items are listed for reference only and are available through Rhino Service Parts. See Alamo Ag E-Commerce site (www.alamoag.com) for latest price and terms information.			
PART NUMBER	DESCRIPTION	QUANTITY REQUIRED	
00780882	Blades, Updraft CCW	2	
B571044	Blade Bolt Kit	1	
571045	Shoulder Bolt Washer	2	
00780945	Washer, Squar ID	2	
3570	Check Chains	1	
00781256	Front Chain Guard	1	
00785231	Rear Chain Guard	1	
00785246	Front Double Chain Guard	1	
00785247	Rear Double Chain Guard	1	



Model 472

ORDERING SECTION

To order complete machine, select one item each from groups 1 - 3.

CATALOG NUMBER	DESCRIPTION	APPROX SHIPPING WEIGHT (LBS)	LIST PRICE (\$US)
GROUP 1. BASE UNIT - 472			
00472-1OR1	472 Rotary Cutter, 72", 540 RPM - Rhino Orange	1,560	\$4,850
00472-1GR1	472 Rotary Cutter, 72", 540 RPM - JD Green	1,560	\$5,099
00472-1OR2	472 Rotary Cutter, 72", 540 RPM - Kubota Orange	1,560	\$5,099
00472-1RD2	472 Rotary Cutter, 72", 540 RPM - Case IH Red	1,560	\$5,099
00472-1RD3	472 Rotary Cutter, 72", 540 RPM - MF Red	1,560	\$5,099
00472-1BL1	472 Rotary Cutter, 72", 540 RPM - NH Blue	1,560	\$5,099
GROUP 2. HITCH SELECTION - 472			
00787565	Standard Hitch (QH Compatible)		\$190
GROUP 3. GUARDING SELECTION - 472			
00787563	Single Chain Guards	100	\$626
00787564	Double Chain Guards	160	\$867
REPLACEMENT ITEMS (SEE NOTE)			
NOTE: The following items are listed for reference only and are available through Rhino Service Parts. See Alamo Ag E-Commerce site (www.alamoag.com) for latest price and terms information.			
PART NUMBER	DESCRIPTION	QUANTITY REQUIRED	
00780882	Blades, Updraft CCW	2	
B571044	Blade Bolt Kit	1	
00778047	Washer	2	
571045	Shoulder Bolt Washer	2	
00781256	Front Single Chain Guard	1	
00785231	Rear Single Chain Guard	1	
00785246	Front Double Chain Guard	1	
00785247	Rear Double Chain Guard	1	
3570	Check Chains	1	

184, 284, 484

7' Single Spindle Rotary Cutters



STANDARD EQUIPMENT & SPECIFICATIONS

Model:	184	284	484
Mowing Width:	84"	84"	84"
Overall Width:	88 1/2"	90 1/2"	90 1/2"
Overall Length:	130"	138 1/2" Lift	138 1/2" Lift
		154 1/2" Pull	154 1/2" Pull
Min Cutting Height:	1 1/4"	1 1/2"	1 1/2"
Hitch:	CAT 2 & 3, CAT 1, 2, & 3 QH	CAT 2 & 3, CAT 1, 2, & 3 QH	CAT 2 & 3, CAT 1, 2, & 3 QH
PTO Type:	540 RPM	540 RPM	540 RPM
Blade Carrier:	Round Pan	Reinforced Pan	Reinforced Pan
Blades:	1/2" x 4" Updraft	1/2" x 4" Updraft	1/2" x 4" Updraft
Min PTO HP Required:		60 (Lift)	60 (Lift)
		45 (Pull)	50 (Pull)
Gearbox Rating*:	90 HP	130 HP	210 HP
Gearbox Oil (85W-140):	Factory Filled	Factory Filled	Factory Filled
Output Shaft Diameter:	2"	2"	2 3/8"
Blade Tip Speed:	10,300 FPM	16,328 FPM	15,675 FPM
Cutting Capacity:	1 1/2" Max	2 1/2" Max	4 1/2" Max
Driveline Size:	CAT 4	CAT 4	CAT 5
Driveline Protection:	Slip Clutch	Slip Clutch	Slip Clutch
Side Skirt:	10 Ga x 9 1/4"	1/4" x 11"	1/4" x 11"
Tires & Wheels:	Laminated	Optional	Optional
Safety Deflector:	Deflectors or Chains	Deflectors or Chains	Single or Double Chains
Weight (Approx):	1,128 lbs	1,265 lbs Lift / 1,427 lbs Pull	1,823 lbs

DISCONTINUED
CALL FOR AVAILABILITY

*Requires adaptor bushing sold separately. (Top Link)



RHINOAG

1 YEAR MACHINE
5 YEAR LTD GEARBOX *Warranty*

Model 184

ORDERING SECTION

To order complete machine, select one item each from groups 1 - 3.

CATALOG NUMBER	DESCRIPTION	APPROX SHIPPING WEIGHT (LBS)	LIST PRICE (\$US)
GROUP 1. BASE UNIT - 184			
00184-1OR1	184 Rotary Cutter, 84", 540 RPM - Rhino Orange	1,128	\$3,248
00184-1GR1	184 Rotary Cutter, 84", 540 RPM - JD Green	1,128	\$3,342
00184-1OR2	184 Rotary Cutter, 84", 540 RPM - Kubota Orange	1,128	\$3,342
00184-1RD2	184 Rotary Cutter, 84", 540 RPM - Case IH Red	1,128	\$3,342
00184-1RD3	184 Rotary Cutter, 84", 540 RPM - MF Red	1,128	\$3,342
00184-1BL1	184 Rotary Cutter, 84", 540 RPM - New Blue	1,128	\$3,342
GROUP 2. HITCH SELECTION - 184			
00787557	Standard Hitch		\$170
00787558	Quick Hitch	10	\$231
GROUP 3. GUARDING SELECTION - 184			
00787555	Rubber Deflectors	38	\$190
00787556	Single Chain Guards	95	\$508
REPLACEMENT ITEMS (SEE NOTE)			
NOTE: The following items are listed for reference only and are available through Rhino Service Parts. See Alamo Ag E-Commerce site (www.alamoag.com) for latest price and terms information.			
PART NUMBER	DESCRIPTION	QUANTITY REQUIRED	
00780803	Blade Chain LCW	2	
8264	Black Bolt Kit	1	
9216	Structural Hardened Washer	2	
00780809	Washer, Square	2	
00781263	Front Chain Guard	1	
00781262	Rear Chain Guard	1	
3571MSP	Check Chain (Lift-Type Only)	1	

Model 284

ORDERING SECTION

To order complete machine, select one item each from groups 1, 2, 3 (Pull-Type Only) & 4.

CATALOG NUMBER	DESCRIPTION	APPROX SHIPPING WEIGHT (LBS)	LIST PRICE (\$US)
GROUP 1. BASE UNIT - 284			
00284-3OR1	284 Rotary Cutter, 84", 540 RPM - Rhino Orange	1,198	\$4,100
00284-3GR1	284 Rotary Cutter, 84", 540 RPM - JD Green	1,198	\$4,195
00284-3OR2	284 Rotary Cutter, 84", 540 RPM - Kubota Orange	1,198	\$4,195
00284-3RD2	284 Rotary Cutter, 84", 540 RPM - Case IH Red	1,198	\$4,195
00284-3RD3	284 Rotary Cutter, 84", 540 RPM - MF Red	1,198	\$4,195
00284-3BL1	284 Rotary Cutter, 84", 540 RPM - NH Blue	1,198	\$4,195
GROUP 2. HITCH SELECTION - 284			
00787587	Lift-Type Hitch (QH Compatible)		\$344
00787588	Pull-Type Hitch (Includes Tongue, Jack, Driveline, Intermediate Driveline w/ Clutch & Shielding, Spring Shock Absorber)	128	\$3,000
GROUP 3A. AXLE & TIRE SELECTION - 284 LIFT-TYPE ONLY (INCLUDES TIRES & WHEELS)			
00787589	1 Laminated Tire & Axle, 15"	75	\$320
00787590	2 Laminated Tires & Axles, 15"	150	\$635
GROUP 3B. AXLE & TIRE SELECTION - 284 - PULL-TYPE ONLY (INCLUDES AXLE, HUB & SPINDLE, HYDRAULIC LIFT)			
00787575	2 Laminated Tires & Wheels 6" x 9" x 20.75"	150	\$466
00787576	2 Rhino Trax Tires & Wheels 25.6" x 7" x 18"	240	\$750
00787577	2 Pneumatic Used Airplane Tires & Wheels 27.75" x 8.75" x 14.5" 24 ply	150	\$620
GROUP 4. GUARDING SELECTION - 284			
00787584	Rubber Deflector	38	\$185
00787571	Single Chain Guards	95	\$687
00787572	Double Chain Guards	110	\$881
REPLACEMENT ITEMS (SEE NOTE)			
NOTE: The following items are listed for reference only and are available through Rhino Service Parts. See Alamo Ag E-Commerce site (www.alamomag.com) for latest price and terms information.			
PART NUMBER	DESCRIPTION	QUANTITY REQUIRED	
0582010330	Blades, Updraft CCW	2	
B571044	Blade Bolt Kit	1	
00778047	Washer, Square ID	2	
571045	Washer, Shoulder Bolt	2	

Model 484

ORDERING SECTION

To order complete machine, select one item each from groups 1, 2, 3 (Pull-Type Only) & 4.

CATALOG NUMBER	DESCRIPTION	APPROX SHIPPING WEIGHT (LBS)	LIST PRICE (\$US)
GROUP 1. BASE UNIT - 484			
00484-1OR1	484 Rotary Cutter, 84", 540 RPM - Rhino Orange	1,823	\$4,700
00484-1GR1	484 Rotary Cutter, 84", 540 RPM - JD Green	1,823	\$4,790
00484-1OR2	484 Rotary Cutter, 84", 540 RPM - Kubota Orange	1,823	\$4,790
00484-1RD2	484 Rotary Cutter, 84", 540 RPM - Case IH Red	1,823	\$4,790
00484-1RD3	484 Rotary Cutter, 84", 540 RPM - MF Red	1,823	\$4,790
00484-1BL1	484 Rotary Cutter, 84", 540 RPM - NH Blue	1,823	\$4,790
GROUP 2. HITCH SELECTION - 484			
00787573	Lift-Type Hitch (Includes 2 Laminated Tires & Wheels, Driveline)		\$1,567
00787574	Pull-Type Hitch (Includes Tongue, Jack, Driveline, Intermediate Driveline w/ Clutch & Shielding, Spring Shock Absorber)	128	\$3,250
GROUP 3. TIRE SELECTION - 484 - PULL-TYPE ONLY (INCLUDES AXLE, HUB & SPINDLE, HYDRAULIC LIFT)			
00787575	2 Laminated Tires & Wheels 6" x 9" x 20.75"	150	\$466
00787576	2 Rhino Trax Tires & Wheels 25.6" x 7" x 18"	240	\$750
00787577	2 Pneumatic Used Airplane Tires & Wheels 27.75" x 8.75" x 14.5" 24 ply	150	\$620
GROUP 4. GUARDING SELECTION - 484			
00787571	Single Chain Guards	95	\$687
00787572	Double Chain Guard	110	\$881
REPLACEMENT ITEMS (SEE NOTE)			
NOTE: The following items are listed for reference only and are available through Rhino Service Parts. See Alamo Ag E-Commerce site (www.alamoag.com) for latest price and terms information.			
PART NUMBER	DESCRIPTION	QUANTITY REQUIRED	
0582010330	Blades, Updraft CCW	2	
B571044	Blade Bolt Kit	1	
00778047	Washer, Square ID	2	
571045	Washer, Shoulder Bolt	2	
00781265	Front Chain Guard	1	
00781264	Rear Chain Guard	1	
00785248	Front Double Chain Guard	1	
00785249	Rear Double Chain Guard	1	

GR SERIES

Rotary Cutters

STANDARD EQUIPMENT & SPECIFICATIONS				
Model:	GR260	GR472	GR484 Lift	GR484 Pull
Cutting Width:	60"	72"	84"	84"
Overall Width:	67 1/2"	79 1/2"	90 1/2"	90 1/2"
Overall Length:	111"	121"	138 1/2"	154 1/2"
Min Cutting Height:	1 1/2"	1 1/2"	1 1/2"	1 1/2"
Hitch*:	CAT 1 & 2* / CAT 1 QH	CAT 1 & 2 / CAT 1 & 2 QH	CAT 1 & 2 / CAT 1, 2, & 3 QH	Pull
Blade Carrier:	Shredder Bar	Shredder Bar	Shredder Bar	Shredder Bar
Blades:	1/2" x 4" Flat	1/2" x 4" Flat	1/2" x 4" Flat	1/2" x 4" Flat
Min PTO HP Required:	35	55	60	45
Gearbox Rating:	130 HP	210 HP	210 HP	210 HP
Gearbox Oil (85W-140):	Factory Filled	Factory Filled	Factory Filled	Factory Filled
Output Shaft Diameter:	2"	2 3/8"	2 3/8"	2 3/8"
PTO Type:	540 RPM	540 RPM	540 RPM	540 RPM
Blade Tip Speed:	11,451 FPM	11,705 FPM	10,326 FPM	10,326 FPM
Cutting Capacity (Max):	2 1/2"	4 1/2"	4 1/2"	4 1/2"
Driveline Size:	CAT 4	CAT 4	CAT 5	CAT 5
Driveline Protection:	Slip Clutch	Slip Clutch	Slip Clutch	Slip Clutch
Deck Thickness:	10 Ga	7 Ga	7 Ga	7 Ga
Side Skirt**:	1/4" x 11"	1/4" x 11"	1/4" x 11"	1/4" x 11"
Tires & Wheels:	Laminated	Laminated	Optional	Optional
Suspension:	N/A	N/A	N/A	Spring Pod
Safety Deflector:	Single or Double Chains	Single or Double Chains	Single or Double Chains	Single or Double Chains
Weight (Approx):	998 lbs	1,560 lbs	1,860 lbs	2,250 lbs

*Requires adaptor bushing sold separately (Top Link)

** 1/2" Thick Impact Zone



Unit shown with extra equipment.

RHINOAG

1 YEAR MACHINE
5 YEAR LTD GEARBOX *Warranty*



Model GR260

ORDERING SECTION

To order complete machine, select one item each from groups 1 - 3.
Order shredder kit from group 4 if needed.

CATALOG NUMBER	DESCRIPTION	APPROX SHIPPING WEIGHT (LBS)	LIST PRICE (\$US)
GROUP 1. BASE UNIT - GR260			
GR260-1OR1	GR260 Rotary Cutter, 60", 540 RPM - Rhino Orange	998	\$3,350
GR260-1GR1	GR260 Rotary Cutter, 60", 540 RPM - JD Green	998	\$3,450
GR260-1OR2	GR260 Rotary Cutter, 60", 540 RPM - Kubota Orange	998	\$3,450
GR260-1RD2	GR260 Rotary Cutter, 60", 540 RPM - Case IH Red	998	\$3,450
GR260-1RD3	GR260 Rotary Cutter, 60", 540 RPM - MF Red	998	\$3,450
GR260-1BL1	GR260 Rotary Cutter, 60", 540 RPM - NH Blue	998	\$3,450
GROUP 2. HITCH SELECTION - GR260			
00787610	Quick Hitch		\$159
GROUP 3. GUARDING SELECTION - GR260			
00787609	Single Chain Guards		\$513
00787864	Double Chain Guards		\$713
GROUP 4. SHREDDER KIT - GR260			
00787463	Shredder Kit		\$221
REPLACEMENT ITEMS (See Note)			
NOTE: The following items are listed for reference only and are available through Rhino Service Parts. See Alamo Ag E-Commerce site (www.alamoag.com) for latest price and terms information.			
Part Number	Description	Quantity Required	
00775597	Blades, Flat Revolving	2	
B571044	Blade Bolt Kit	1	
571045	Washer, Shoulder Bolt	2	
3571MSP	Check Chain (Lift-Type Only)	1	

Model GR472



ORDERING SECTION

To order complete machine, select one item each from groups 1 - 3.
Order shredder kit from group 4 if needed.

CATALOG NUMBER	DESCRIPTION	APPROX SHIPPING WEIGHT (LBS)	LIST PRICE (\$US)
GROUP 1. BASE UNIT - GR472			
GR472-1OR1	GR472 Rotary Cutter, 72", 540 RPM - Rhino Orange	1,560	\$5,345
GR472-1GR1	GR472 Rotary Cutter, 72", 540 RPM - JD Green	1,560	\$5,445
GR472-1OR2	GR472 Rotary Cutter, 72", 540 RPM - Kubota Orange	1,560	\$5,445
GR472-1RD2	GR472 Rotary Cutter, 72", 540 RPM - Case IH Red	1,560	\$5,445
GR472-1RD3	GR472 Rotary Cutter, 72", 540 RPM - MF Red	1,560	\$5,445
GR472-1BL1	GR472 Rotary Cutter, 72", 540 RPM - NH Blue	1,560	\$5,445
GROUP 2. HITCH SELECTION - GR472			
00787565	Quick Hitch		\$190
GROUP 3. GUARDING SELECTION - GR472			
00787563	Single Chain Guards		\$626
00787564	Double Chain Guards		\$867
GROUP 4. SHREDDER KIT - GR472			
00787464	Shredder Kit		\$650
REPLACEMENT ITEMS (SEE NOTE)			
NOTE: The following items are listed for reference only and are available through Rhino Service Parts. See Alamo Ag E-Commerce site (www.alamoag.com) for latest price and terms information.			
PART NUMBER	DESCRIPTION	QUANTITY REQUIRED	
00757827	Blades, Flat Revolving	2	
B571044	Blade Bolt Kit	1	
571045	Washer, Shoulder Bolt	2	
3571MSP	Check Chain	1	



Model GR484

ORDERING SECTION

To order complete machine, select one item each from groups 1, 2, 3 (Pull-Type Only) & 4.
Order shredder kit from group 5 if needed.

CATALOG NUMBER	DESCRIPTION	APPROX SHIPPING WEIGHT (LBS)	LIST PRICE (\$US)
GROUP 1. BASE UNIT - GR484			
GR484-1OR1	GR484 Rotary Cutter, 84", 540 RPM - Rhino Orange		\$5,675
GR484-1GR1	GR484 Rotary Cutter, 84", 540 RPM - JD Green		\$5,775
GR484-1OR2	GR484 Rotary Cutter, 84", 540 RPM - Kubota Orange		\$5,775
GR484-1RD2	GR484 Rotary Cutter, 84", 540 RPM - Case IH Red		\$5,775
GR484-1RD3	GR484 Rotary Cutter, 84", 540 RPM - MF Red		\$5,775
GR484-1BL1	GR484 Rotary Cutter, 84", 540 RPM - NH Blue		\$5,775
GROUP 2. HITCH SELECTION - GR484			
00787573	Lift-Type Hitch (Includes Laminated Tires)		\$1,567
00787574	Pull-Type Hitch (Includes Tongue, Jack, Driveline, Intermediate Driveline w/ Clutch & Shielding, Spring Shock Absorber)		\$3,250
GROUP 3. TIRE SELECTION - GR484 - PULL-TYPE ONLY (INCLUDES AXLE & HYDRAULIC LIFT)			
00787575	2 Laminated Tires & Wheels 6" x 9" x 20.75"	150	\$466
00787576	2 Rhino Trax Tires & Wheels 25.6" x 7" x 18"	240	\$750
00787577	2 Pneumatic Used Airplane Tires & Wheels 27.75" x 8.75" x 14.5" 24 ply	150	\$620
GROUP 4. GUARDING SELECTION - GR484			
00787571	Single Chain Guards		\$687
00787572	Double Chain Guard		\$881
GROUP 5. SHREDDER KIT SELECTION - GR484			
00787465	Shredder Kit		\$650
REPLACEMENT ITEMS (SEE NOTE)			
NOTE: The following items are listed for reference only and are available through Rhino Service Parts. See Alamo Ag E-Commerce site (www.alamoag.com) for latest price and terms information.			
PART NUMBER	DESCRIPTION	QUANTITY REQUIRED	
00757827	Blades, Flat Revolving CCW	2	
B571044	Blade Bolt Kit	1	
571045	Washer, Shoulder Bolt	2	

SE8A

Rotary Mower

STANDARD EQUIPMENT & SPECIFICATIONS

Cutting Width:	94"
Overall Width:	99 3/8"
Overall Length:	103"
Cutting Height:	1 1/4" - 12"
Height Adjustment:	Ratchet Jack (Lift) Cylinder (Pull, Semi-Mt)
Jack Stand:	Std (Pull)
Hitch:	CAT 2, Pull, or Semi-Mt
Blade Carrier:	Pan
Blades:	.401" x 3" Updraft
Blade Overlap:	4"
Min HP Required:	45 (Lift) / 30 (Pull)
Gearbox Rating:	Center Outboard
	100 HP 70 HP
Gearbox Oil (85W-140):	Factory Filled
Output Shaft Dia.:	2"
Blade Tip Speed:	12,315 FPM
Cutting Capacity:	1"
Driveline Size:	CAT 4
Driveline Protection:	Slip Clutch
Deck Thickness:	10 Ga
Side Skirt:	10 Ga x 8 1/2"
Tires & Wheels:	Laminated 4 x 8
Safety Tow Chain:	Std (Pull)
Safety Deflector:	See Group 2



SE8A Pull-Type



SE8A Lift-Type

Units shown with extra equipment.

SE8A Continued

ORDERING SECTION			
To order complete machine, select one item each from groups 1 & 2. Order special paint and extra equipment as needed.			
CATALOG NUMBER	DESCRIPTION	APPROX SHIPPING WEIGHT (LBS)	LIST PRICE (\$US)
GROUP 1. BASE UNIT - SE8A			
00787828	SE8A Rotary Cutter, 96", 540 RPM, Lift-Type Hitch	1,161	\$5,473
00787829	SE8A Rotary Cutter, 96", 540 RPM, Pull-Type Hitch	1,196	\$7,353
00787830	SE8A Rotary Cutter, 96", 540 RPM, Semi-Mount Hitch	1,211	\$6,650
GROUP 2. GUARDING SELECTION - SE8A			
00787834	Rubber Deflectors	In base	\$190
00787835	Single Chain Guard	169	\$728
SPECIAL PAINT COLOR SELECTION - RHINO ORANGE IS STANDARD			
00787653	JD Green		\$150
00787654	Kubota Orange		\$150
00787655	Case IH Red		\$150
00787656	MF Red		\$150
00787657	NH Blue		\$150
EXTRA EQUIPMENT (DEALER INSTALLED OPTIONS)			
00759191	Spring Shock Absorber (Pull-Type Only)	25	\$233
00603500	CAT 1 Hitch Pins (2 Pins)	2	\$18
REPLACEMENT ITEMS (See Note)			
NOTE: The following items are listed for reference only and are available through Rhino Service Parts. See Alamo Ag E-Commerce site (www.alamoag.com) for latest price and terms information.			
PART NUMBER	DESCRIPTION	QUANTITY REQUIRED	
00761977	Blades, CCW Suction	2	
00761985	Blades, CW Suction	2	
00761402	Blade Bolt, 7/8" x 3"	4	
00761535	Washer, 7/8"	4	
00750226	Nut, 7/8" Toplock	4	

TURBO 96

Super-Duty Rotary Mower

STANDARD EQUIPMENT & SPECIFICATIONS

Cutting Width:	97"
Overall Width:	104"
Overall Length:	101" (Lift, Semi-Mount) 136" (Pull)
Cutting Height:	1 1/2" - 12"
Height Adjustment:	Ratchet Jack (Lift) Cylinder (Semi-Mount, Pull)
Jack Stand:	Std (Pull)
Hitch:	CAT 2, CAT 2 & 3 QH Semi-Mount, Pull
Amount of Offset: S-M Hitch	11" R or L
Blade Carrier:	Reinforced Pan
Blades:	1/2" x 3 1/2" Updraft
Blade Overlap:	4"
HP Required:	55 (Lift); 30 (Semi-Mount, Pull)
Gearbox Rating: 540 RPM	Center: 120 HP Outboard: 110 HP
Gearbox Oil: 85W-140	Factory Filled
Output Shaft Dia.:	2"
Blade Tip Speed: 540 RPM 1000 RPM	17,004 FPM 16,821 FPM
Cutting Capacity:	2"
Axle Protection: Pull-Type	Spring Shock Absorber
Driveline Size:	CAT 4
Driveline Protection:	Slip Clutch
Deck Thickness:	10 Ga (Upper & Lower)
Side Skirt:	1/4" x 10"
Tires & Wheels:	See Note
Safety Tow Chain:	Std (Pull)
Safety Deflector:	See Group 5



Pull-Type Unit shown with extra equipment.

*Pull-Type & Hydraulic Semi-Mt configurations include Spring Shock Absorber and Hydraulic Lift Cylinder as standard equipment.

Note: Machines equipped with Lift or Semi-Mount-Type hitch use 4" x 8" x 20" Laminated Tires. Pull-Type hitch models use 21" x 7" x 12" Foam Filled Tires.

Turbo 96 Continued

ORDERING SECTION			
<p>To order complete machine, select as follows: Lift-Type: order one item each from groups 1, 2, 3, & 5. Pull-Type: order one item each from groups 1, 2, 3, 4 & 5. Semi-Mount Type: order from groups 1 & 5. Order special paint and extra equipment as needed.</p>			
CATALOG NUMBER	DESCRIPTION	APPROX SHIPPING WEIGHT (LBS)	LIST PRICE (\$US)
GROUP 1. BASE UNIT - TURBO 96			
00787788	TR96 Rotary Cutter, 96", Lift-Type Hitch	1,915	\$4,265
00787789	TR96 Rotary Cutter, 96", 540/540 CV RPM Pull-Type Hitch	2,100	\$5,570
00787790	TR96 Rotary Cutter, 96", 540 RPM Semi-Mount w/ Hydraulic Offset Hitch	1,915	\$8,617
00789231	TR96 Rotary Cutter, 96", 540 RPM Semi-Mount w/o Hydraulic Offset Hitch	1,800	\$7,406
GROUP 2. GEARBOX RPM SELECTION - TURBO 96 - (LIFT OR PULL-TYPE)			
00787795	540 RPM Lift-Type		\$2,283
00787796	1000 RPM, 1 3/8" - 21 Lift-Type		\$2,403
00787797	540/540CV Pull-Type		\$2,585
GROUP 3. DRIVELINE SELECTION - TURBO 96 - (LIFT OR PULL-TYPE)			
00775385	Driveline, 540 RPM, Lift-Type Hitch	175	\$580
00775390	Driveline, 1000 RPM, Lift-Type Hitch	175	\$580
00778130	Driveline, 540 RPM, Pull-Type Hitch	210	\$487
00787965	Driveline, 540 RPM CV, Pull-Type Hitch	240	\$861
GROUP 4. TIRE SELECTION - TURBO 96 - PULL-TYPE ONLY)			
00787659	21" x 7" x 12" New Foam Filled Tire, Wheel & Hub (Order 2 or 4 - Price Shown is for quantity of 1)		\$341
GROUP 5. GUARDING SELECTION - TURBO 96			
00787783	Rubber Deflectors	50	\$140
00787784	Single Chain Guards	95	\$390
00788304	Double Chain Guards	110	\$675
SPECIAL PAINT COLOR SELECTION - RHINO ORANGE IS STANDARD			
00787653	JD Green		\$150
00787654	Kubota Orange		\$150
00787655	Case IH Red		\$150
00787656	MF Red		\$150
00787657	NH Blue		\$150



CATALOG NUMBER	DESCRIPTION	APPROX SHIPPING WEIGHT (LBS)	LIST PRICE (\$US)
EXTRA EQUIPMENT (DEALER INSTALLED OPTIONS)			
00763420	Offset Adapter (Lift-Type Only) (17" offset to one side)		\$872
3571M	Check Chains (Lift-Type or Semi-Mount)		\$225
CONTAINER FEES - INTERNATIONAL SHIPMENTS			
00888891	Container Processing Fee (Each Unit is Processed to Accommodate Loading)		\$100 Net
00888892	Container Loading Fee (Single Charge per Container Load)		\$250 Net
REPLACEMENT ITEMS - AVAILABLE THROUGH ALAMO AG E-COMMERCE			
NOTE: The following items are listed for reference only and are available through Rhino Service Parts. See Alamo Ag E-Commerce site (www.alamoag.com) for latest price and terms information.			
PART NUMBER	DESCRIPTION	QUANTITY REQUIRED	
00778627	Front Chain Guard	1	
00761646	Rear Chain Guard	1	
00778629	Front Double Chain Guard	1	
00769177	Rear Double Chain Guard	1	
00769802	High Lift Blade Kit	1	
00753842	Blades, CCW Suction	2	
00753841	Blades, CW Suction	2	
8264	Blade Bolt Kit	2	
00778047	Washer, Blade Bolt	4	

SE10A

Rotary Mower



SE10A Lift-Type



SE10A Pull-Type

Units shown with extra equipment.

STANDARD EQUIPMENT & SPECIFICATIONS

Cutting Width:	118"
Overall Width:	124 3/8"
Overall Length:	116"
Cutting Height:	1 1/4" - 12"
Height Adjustment:	Ratchet Jack (Lift) Cylinder (Pull, Semi-Mt)
Jack Stand:	Std (Pull)
Hitch:	CAT 2 & 3 QH Pull, Semi-Mt
Blade Carrier:	Pan
Blades:	.401" x 3" Updraft
Blade Overlap:	4"
HP Required:	55 (Lift) 45 (Pull)
Gearbox Rating:	Center 100 HP
	Outboard 70 HP
Gearbox Oil (85W-140):	Factory Filled
Output Shaft Dia.:	2"
Blade Tip Speed:	15,339 FPM
Cutting Capacity:	1"
Driveline Size:	CAT 4
Driveline Protection:	Slip Clutch
Deck Thickness:	10 Ga
Side Skirt:	10 Ga x 9 1/2"
Tires & Wheels:	See Note
Safety Tow Chain:	Std (Pull)
Safety Deflector:	See Group 3

Note: Machines with Lift and Semi-Mount Type hitch use 4 x 8 x 20 Laminated tires. Pull-Type hitch models use 21" Foam Filled Tires.

ORDERING SECTION

To order complete machine, select one item each from groups 1, 2 (Pull-Type only), & 3.
Order special paint and extra equipment as needed.

CATALOG NUMBER	DESCRIPTION	APPROX SHIPPING WEIGHT (LBS)	LIST PRICE (\$US)
GROUP 1. BASE UNIT - SE10A			
00787838	SE10A Rotary Cutter, 120", 540 RPM, Lift-Type Hitch	1,625	\$7,392
00787839	SE10A Rotary Cutter, 120", 540 RPM, Pull-Type Hitch	1,933	\$6,408
00787840	SE10A Rotary Cutter, 120", 540 RPM, Semi-Mount Type Hitch	1,886	\$7,597

1 YEAR MACHINE
5 YEAR LTD GEARBOX *Warranty*

RHINOAG




SE10A Continued

CATALOG NUMBER	DESCRIPTION	APPROX SHIPPING WEIGHT (LBS)	LIST PRICE (\$US)
GROUP 2. TIRE & AXLE SELECTION - SE10A - PULL-TYPE ONLY			
00787842	21" New Foam Filled Tire & Axle		\$2,307
00788188	Laminated Tire & Axle	150	\$2,207
GROUP 3. GUARDING SELECTION - SE10A			
00787843	Rubber Deflectors	In Base	\$349
00787844	Single Chain Guard	169	\$877
SPECIAL PAINT COLOR SELECTION - RHINO ORANGE IS STANDARD			
00787653	JD Green		\$150
00787654	Kubota Orange		\$150
00787655	Case IH Red		\$150
00787656	MF Red		\$150
00787657	NH Blue		\$150
EXTRA EQUIPMENT (DEALER INSTALLED OPTIONS)			
00759191	Spring Shock Absorber - Pull-Type Only	25	\$233
3571M	Check Chain - Lift-Type Only	8	\$225
CONTAINER FEES - INTERNATIONAL SHIPMENTS			
00888891	Container Processing Fee (Each Unit is Processed to Accommodate Loading)		\$100 Net
00888892	Container Loading Fee (Single Charge per Container Load)		\$250 Net
REPLACEMENT ITEMS (SEE NOTE)			
NOTE: The following items are listed for reference only and are available through Rhino Service Parts. See Alamo Ag E-Commerce site (www.alamoag.com) for latest price and terms information.			
PART NUMBER	DESCRIPTION	QUANTITY REQUIRED	
00761977	Blades, CCW Suction	2	
00761985	Blades, CW Suction	2	
00761402	Blade Bolt, 7/8" x 3"	4	
00761535	Washer, 7/8"	4	
00750226	Nut, 7/8" Toplock	4	
00771911	Front Chain Guard	1	
00771914	Rear Chain Guard	1	

TW120

Heavy-Duty Rotary Cutter



Pull-Type
Unit shown with extra equipment.

STANDARD EQUIPMENT & SPECIFICATIONS

Cutting Width:	120"
Overall Width:	127"
Overall Length:	116" (Lift), 156" (Pull)
Cutting Height:	2" - 12"
Height Adjustment:	Ratchet Jack (Lift) Hydraulic Cylinder (Pull)
Jack Stand:	Standard (Pull)
Hitch:	CAT 2 & 3 QH, Pull
Blade Carrier:	Pan
Blades:	1/2" x 4" Updraft
Blade Overlap:	4"
HP Required:	60 (Lift) 50 (Pull)
Gearbox Rating:	Center: 120 HP Outboard: 100 HP
Gearbox Oil (85W-140):	Factory Filled
Output Shaft Dia:	2 3/8"
Blade Tip Speed:	540 RPM 15,423 FPM 1000 RPM 16,166 FPM
Axle Protection:	Spring Shock Absorber (Pull)
Cutting Capacity (Max):	2"
Driveline Size:	CAT 4 w/ 1 3/8" PTO Yoke
Driveline Protection:	Slip Clutch
Deck Thickness:	10 Ga
Side Skirt:	1/4" x 10"
Tires & Wheels:	2 Laminated (Lift) 2 Foam Filled Aircraft (Pull)
Safety Tow Chain:	Standard (Pull)
Safety Deflector:	See Group 5

ORDERING SECTION

To order complete Lift-Type machine, order one item each from groups 1, 2, 3, & 5.
To order complete Pull-Type machine, order one item each from groups 1, 2, 3, 4, & 5.
Order special paint and extra equipment as needed.

CATALOG NUMBER	DESCRIPTION	APPROX SHIPPING WEIGHT (LBS)	LIST PRICE (\$US)
GROUP 1. BASE UNIT - TW120			
00787848	TW120 Rotary Cutter, 120", 540/1000 RPM, Lift-Type Hitch	1,955	\$6,081
00787849	TW120 Rotary Cutter, 120", 540 RPM, Pull-Type Hitch	2,321	\$6,965
GROUP 2. GEARBOX RPM SELECTION - TW120			
00787858	540 RPM Lift & Pull-Type		\$2,571
00787859	1000 RPM Lift-Type		\$2,571

1 YEAR MACHINE
5 YEAR LTD GEARBOX *Warranty*

RHINOAG

TW120 Continued

CATALOG NUMBER	DESCRIPTION	APPROX SHIPPING WEIGHT (LBS)	LIST PRICE (\$US)
GROUP 3. DRIVELINE SELECTION - TW120			
00775385	Lift-Type, 540 RPM	175	\$580
00775390	Lift-Type, 1000 RPM, 1 3/8" - 21	175	\$580
00787856	Pull-Type, 540 RPM	210	\$811
00787857	Pull-Type, 540 CV RPM	240	\$811
GROUP 4. TIRE SELECTION - TW120 - (PULL-TYPE ONLY)			
00787659	21" New Foam Filled Tire, Wheel & Hub (Order 2 or 4 - Price Shown is for quantity of 1)		\$341
00778803	Auxiliary Spindle Kit - Required when ordering 4 Tires & Wheels	38	\$342
GROUP 5. GUARDING SELECTION - TW120			
00787853	Rubber Deflectors		\$240
00787854	Single Chain Guards	141	\$636
00787855	Double Chain Guards (Available on "Build-to-Order" basis.)	159	\$923
SPECIAL PAINT COLOR SELECTION - RHINO ORANGE IS STANDARD			
00787653	JD Green		\$150
00787654	Kubota Orange		\$150
00787655	Case IH Red		\$150
00787656	MF Red		\$150
00787657	NH Blue		\$150
EXTRA EQUIPMENT			
3571M	Check Chains (Lift-Type)	8	\$225
CONTAINER FEES - INTERNATIONAL SHIPMENTS			
00888891	Container Processing Fee (Each Unit is Processed to Accommodate Loading)		\$100 Net
00888892	Container Loading Fee (Single Charge per Container Load)		\$250 Net
REPLACEMENT ITEMS - AVAILABLE THROUGH ALAMO AG E-COMMERCE			
Model TW120 Replacement Items: (See Alamo Ag e-commerce site for terms and latest price information)			
PART NUMBER	DESCRIPTION	QUANTITY REQUIRED	
00762181	Front Chain Guard	1	
00762182	Rear Chain Guard	1	
00769005	Front Double Chain Guard	1	
00769006	Rear Double Chain Guard	1	
8589	Blades, Updraft (Pair) CCW	1	
8590	Blades, Updraft (Pair) CW	1	
8264	Blade Bolt Kit	2	
00758579	Washer, Blade Bolt	4	
00778803	Auxiliary Spindle Kit (Pull-Type, Requires 2 Additional Tires & Wheels)	1	
00766898	Axle Arm Assembly Kit (Pull-Type, Requires 2 Additional Tires & Wheels)	1	

TURBO 120

Super-Duty Rotary Cutter



Semi-Mount with Hydraulic Offset
Unit shown with extra equipment.

Note: Machines with Lift-Type, Semi-Mount, and Semi-Mount with hydraulic offset hitch use 4 x 8 x 20 Laminated tires. Pull-Type hitch models use 21" Foam Filled tires.

*Pull-Type & Semi-Mt configurations include Spring Shock Absorber and Hydraulic Lift Cylinder as standard equipment.



STANDARD EQUIPMENT & SPECIFICATIONS

Cutting Width:	120"
Overall Width:	127"
Overall Length:	116" (Lift); 156" (Pull), 116" (Offset)
Cutting Height:	1" - 12"
Height Adjustment:	Ratchet Jack (Lift) Hydraulic Cylinder (Pull)
Jack Stand:	Std (Pull)
Hitch:	CAT 2 & 3 QH, Pull, Semi-Mt
Offset (S-M Hitch):	15" R or L
Blade Carrier:	Pan
Blades:	1/2" x 4", Updraft
Blade Overlap:	4"
HP Required:	80 (Lift) 55 (Pull/Semi)
Gearbox Rating:*	
Center	210 HP
Outboard	205 HP
Gearbox Oil (85W-140):	Factory Filled
Output Shaft Diameter:	2 3/8"
Blade Tip Speed:	
540 RPM	16,063 FPM
1000 RPM	16,167 FPM
Cutting Capacity (Max):	3"
Driveline Size:	CAT 4
Driveline Protection:	Slip Clutch
Deck Thickness:	10 Ga (Upper & Lower)
Side Skirt:	1/4" x 10"
Tires & Wheels:	See Group 4
Axle Protection:	Spring Shock Absorber (Pull)
Safety Tow Chain:	Std (Pull)
Safety Deflector:	See Group 5

1 YEAR MACHINE
5 YEAR LTD GEARBOX *Warranty*

RHINOAG



TR120 Continued

ORDERING SECTION			
<p>To order complete machine, select as follows: Lift-Type: order one item each from groups 1, 2, 3, & 5. Pull-Type: order one item each from groups 1, 2, 3, 4 & 5. Semi-Mount Type: order from groups 1, 2, 3, & 5. Order special paint and extra equipment as needed.</p>			
CATALOG NUMBER	DESCRIPTION	APPROX SHIPPING WEIGHT (LBS)	LIST PRICE (\$US)
GROUP 1. BASE UNIT - TR120			
00787732	TR120 Rotary Cutter, 120", 540/1000 RPM Lift-Type Hitch	2,451	\$6,651
00787733	TR120 Rotary Cutter, 120", 540/540 CV RPM Pull-Type Hitch	2,889	\$8,129
00787734	TR120 Rotary Cutter, 120", 540/1000 RPM Semi-Mount w/ Hydraulic Offset Hitch	2,634	\$7,193
00789232	TR120 Rotary Cutter, 120", 540/1000 RPM Semi-Mount w/o Hydraulic Offset Hitch	2,510	\$6,651
GROUP 2. GEARBOX RPM SELECTION - TR120			
00787729	540 RPM Lift & Semi-Mount Type		\$3,192
00787730	1000 RPM Lift & Semi-Mount Type		\$3,192
00787731	540 RPM Pull-Type		\$2,476
GROUP 3. DRIVELINE SELECTION - TR120			
00775385	Driveline, 540 RPM, Lift and Semi-Mount Type Hitch	175	\$580
00775390	Driveline, 1000 RPM, 1 3/8" - 21 Lift and Semi-Mount Type Hitch	175	\$580
00778130	Driveline, 540 RPM, Pull-Type Hitch	210	\$487
00787965	Driveline, 540 RPM CV, Pull-Type Hitch	240	\$861
GROUP 4. TIRE SELECTION - TR120 - PULL-TYPE ONLY			
00787659	21" New Foam Filled Tire, Wheel & Hub (Order 2 or 4 - Price Shown is for quantity of 1)		\$341
GROUP 5. GUARDING SELECTION - TR120			
00787724	Rubber Deflectors		\$283
00787725	Single Chain Guards	141	\$699
00788305	Double Chain Guards	159	\$984
SPECIAL PAINT COLOR SELECTION - RHINO ORANGE IS STANDARD			
00787653	JD Green		\$150
00787654	Kubota Orange		\$150
00787655	Case IH Red		\$150
00787656	MF Red		\$150
00787657	NH Blue		\$150



TR120 Continued

CATALOG NUMBER	DESCRIPTION	APPROX SHIPPING WEIGHT (LBS)	LIST PRICE (\$US)
EXTRA EQUIPMENT (DEALER INSTALLED OPTIONS)			
3751M	Check Chains (Lift-Type)		\$225
CONTAINER FEES - INTERNATIONAL SHIPMENTS			
00888891	Container Processing Fee (Each Unit is Processed to Accommodate Loading)		\$100 Net
00888892	Container Loading Fee (Single Charge per Container Load)		\$250 Net
REPLACEMENT ITEMS - AVAILABLE THROUGH ALAMO AG E-COMMERCE			
Model TR120 Replacement Items: (See Alamo Ag e-commerce site (alamoag.com) for terms and latest price information)			
PART NUMBER	DESCRIPTION	QUANTITY REQUIRED	
00778541	Front Chain Guard	1	
00762182	Rear Chain Guard	1	
00778542	Front Double Chain Guard	1	
00769006	Rear Double Chain Guard	1	
8589	Blades, Updraft (Pair) CCW	1	
8590	Blades, Updraft (Pair) CW	1	
8264	Blade Bolt Kit	2	
00778047	Washer, Blade Bolt	4	

TW144

Heavy-Duty Rotary Cutter

STANDARD EQUIPMENT & SPECIFICATIONS

Cutting Width:	144"
Overall Width:	151"
Overall Length:	130" (Lift), 168" (Pull)
Cutting Height:	2" - 12"
Self-Leveling Height Adjustment:	Ratchet Jack (Lift) Hydraulic Cylinder (Pull)
Jack Stand:	Std (Pull)
Hitch:	CAT 2 & 3 QH, Pull
Blade Carrier:	Pan
Blades:	1/2" x 4" Updraft
Blade Overlap:	4"
HP Required:	70 (Lift) 55 (Pull)
Gearbox Rating:	
Center:	120 HP
Outboard:	100 HP
Gearbox Oil (85W-140):	Factory Filled
Output Shaft Diameter:	2 3/8"
Blade Tip Speed:	15,523 FPM
Cutting Capacity :	2"
Axle Protection:	Spring Shock Absorber (Pull)
Driveline Size:	CAT 4
Driveline Protection:	Slip Clutch
Deck Thickness:	10 Ga
Side Skirt:	1/4" x 10"
Tires & Wheels:	See Note
Safety Tow Chain:	Std (Pull)
Light Kit:	Std

Note: Machines with Lift-Type hitch use 4 x 8 x 20 Laminated tires. Pull-Type hitch models use 21" Foam Filled tires.

*Pull-Type configurations include Spring Shock Absorber and Hydraulic Lift Cylinder as standard equipment.



Lift-Type
Unit shown with extra equipment.



TW144 Continued

ORDERING SECTION			
To order complete machine, select one item each from groups 1 - 3. Order special paint and extra equipment as needed			
CATALOG NUMBER	DESCRIPTION	APPROX SHIPPING WEIGHT (LBS)	LIST PRICE (\$US)
GROUP 1. BASE UNIT - TW144			
00787814	TW144 Rotary Cutter Base, 540 RPM	2,177	\$7,814
00788051	TW144 Rotary Cutter, Base 1000 RPM	2,177	\$7,814
GROUP 2. HITCH SELECTION - TW144			
00787812	TW144 Lift-Type Hitch (Includes Driveline)		\$2,811
00787813	TW144 Pull-Type Hitch (Includes Driveline)	275	\$3,975
GROUP 2B. DRIVELINE SELECTION - TW144 - (AUTOMATICALLY CHOSEN DEPENDING ON CHOICES FROM GROUP 1 AND GROUP 2 ABOVE. PRICE IS INCLUDED IN GROUP 2.)			
00775369	Driveline, 540 RPM, Lift-Type Hitch		
00775351	Driveline, 540 RPM, Pull-Type Hitch		
00775435	Driveline, 1000 RPM, 1 3/8" - 21 Lift-Type Hitch		
00775352	Driveline, 1000 RPM, 1 3/8" - 21 Pull-Type Hitch		
GROUP 3. GUARDING SELECTION - TW144			
00787815	Rubber Deflectors		\$279
00787816	Single Chain Guards	95	\$705
00787821	Double Chain Guards	109	\$1,091
SPECIAL PAINT COLOR SELECTION - RHINO ORANGE IS STANDARD			
00787653	JD Green		\$150
00787654	Kubota Orange		\$150
00787655	Case IH Red		\$150
00787656	MF Red		\$150
00787657	NH Blue		\$150



TW144 Continued

CATALOG NUMBER	DESCRIPTION	APPROX SHIPPING WEIGHT (LBS)	LIST PRICE (\$US)
EXTRA EQUIPMENT			
3571M	Check Chains (Lift-Type)	8	\$225
00778803	Auxiliary Spindle & Tire Kit (Pull-Type Only, converts unit to 2 tires per axle)	38	\$342
00766898	Axle Arm Assembly Kit (Pull-Type Only, converts unit to 4 axles w/ 1 tire each)	103	\$1,225
CONTAINER FEES - INTERNATIONAL SHIPMENTS			
00888891	Container Processing Fee (Each Unit is Processed to Accommodate Loading)		\$100 Net
00888892	Container Loading Fee (Single Charge per Container Load)		\$250 Net
REPLACEMENT ITEMS - AVAILABLE THROUGH ALAMO AG E-COMMERCE			
Model TW144 Replacement Items: (See Alamo Ag e-commerce site (www.alamoag.com) for terms and latest price information)			
PART NUMBER	DESCRIPTION	QUANTITY REQUIRED	
8588	Blades, Updraft (Pair) CCW	1	
00761273	Single Blades, Updraft, CW	2	
8264	Blade Bolt Kit	2	
00758579	Washer, Blade Bolt	4	
00761239	Front Chain Guard	1	
00761242	Rear Chain Guard	1	
00769007	Front Double Chain Guard	1	
00769008	Rear Double Chain Guard	1	

TW168

Heavy-Duty Rotary Shredder



Unit shown with extra equipment.

*Pull-Type configurations include Spring Shock Absorber and Hydraulic Lift Cylinder as standard equipment.

STANDARD EQUIPMENT & SPECIFICATIONS

Cutting Width:	168"
Overall Width:	176"
Overall Length:	112" (Lift) 155" (Pull)
Cutting Height:	1" - 14"
Height Adjustment:	Ratchet Jack (Lift) Cylinder (Pull)
Jack Stand:	Std (Pull)
Hitch:	Lift CAT 2 QH & 3 QH, or Pull
Blade Carrier:	Bar
Blades:	1/2" x 4" Flat (Others Optional)
Blade Overlap:	4"
HP Required:	80 (Lift) 50 (Pull)
Gearbox Rating: (540 RPM) (1000 RPM)	125 HP 140 HP
Gearbox Oil (85W-140):	Factory Filled
Output Shaft Diameter:	2 3/8"
Blade Tip Speed: (540 RPM) (1000 RPM)	13,300 FPM 13,200 FPM
Cutting Capacity (Max):	2"
Axle Protection (Pull-Type):	Spring Shock Absorber
Driveline Size:	CAT 4
Driveline Protection:	Slip Clutch
Deck Thickness:	10 Ga
Side Skirt:	1/4" x 11"
Tires & Wheels:	Foam Filled 21" x 7" 12"
Safety Tow Chain:	Std (Pull)
Light Kit:	Std

1 YEAR MACHINE
5 YEAR LTD GEARBOX *Warranty*

RHINOAG



TW168 Continued

ORDERING SECTION			
To order complete machine, select one item each from groups 1 - 3. Order special paint and extra equipment as needed			
CATALOG NUMBER	DESCRIPTION	APPROX SHIPPING WEIGHT (LBS)	LIST PRICE (\$US)
GROUP 1. BASE UNIT - TW168			
00787803	TW168 - Lift-Type Hitch		\$10,293
00787804	TW168 - Pull-Type Hitch		\$10,251
GROUP 2. GEARBOX RPM SELECTION - TW168			
00787808	540 RPM - Pull-Type		\$2,194
00787809	1000 RPM - Lift or Pull-Type		\$2,236
GROUP 3. DRIVELINE SELECTION - TW168			
00775390	Lift-Type, 1000 RPM Driveline, 1 3/8" - 21 Spline		\$580
00775351	Pull-Type, 540 RPM Driveline, 1 3/8" - 6 Spline		\$580
00775352	Pull-Type, 1000 RPM Driveline, 1 3/8" - 21 Spline		\$580
SPECIAL PAINT COLOR SELECTION - RHINO ORANGE IS STANDARD			
00787653	JD Green		\$150
00787654	Kubota Orange		\$150
00787655	Case IH Red		\$150
00787656	MF Red		\$150
00787657	NH Blue		\$150
EXTRA EQUIPMENT			
00763464	Shredding Attachment (30", 38", & 40" Rows)	250	\$1,099
00763510	Axle Arms w/ (2)Foam Filled tires. (Pull-Type Only, Converts unit to 4 axles w/ 1 tire each.	352	\$1,197
CONTAINER FEES - INTERNATIONAL SHIPMENTS			
00888891	Container Processing Fee (Each Unit is Processed to Accommodate Loading)		\$100 Net
00888892	Container Loading Fee (Single Charge per Container Load)		\$250 Net

TS12

Flex-Wing Rotary Cutter




Unit shown with extra equipment.

*Cutting Height dependent on Tire Size.

**Gearbox power rating based on actual field performance.

TS12 is NOT intended for Commercial or Government use.

STANDARD EQUIPMENT & SPECIFICATIONS

Cutting Width:	144"
Transport Width:	97"
Transport Height:	65"
Overall Width:	155"
Overall Length:	148"
Cutting Height: *	2" - 12"
Self-Leveling Height Adjustment:	Hydraulic Cylinder
Jack Stand:	Std
Hitch:	Pull - Swivel
Blade Carrier:	Infinity 
Blades:	1/2" x 3"
Blade Overlap:	6"
HP Required:	35 - 60 PTO
Gearbox Rating: **	
Divider	160 HP
Center & Wing	65 HP
Gearbox Oil (85W-140):	Factory Filled
Output Shaft Diameter:	1 9/16"
Blade Tip Speed:	
Center 540 RPM	14,504 FPM
Wing 540 RPM	13,925 FPM
Cutting Capacity:	1 1/2" Diameter
Driveline Size:	Main Wing CAT 4 Equal Angle Wing CAT 3
Driveline Protection:	Slip Clutch
Deck Thickness:	12 Ga
Center: Wings:	10 Ga Bottom, 12 Ga Top Double 12 Ga
Side Skirt:	1/4" x 11 1/2"
Tires & Wheels:	(4) Foam Filled Aircraft OR (4) Laminated Tires
Wing Lift Hydraulics:	Std
Wing Flex (Degrees):	88° Up / 25° Dn
Safety Tow Chain:	Std
LED Light Kit:	Std
Safety Deflectors:	Chain Guards
Wheel Base:	126 1/4"
Tongue Weight:	748 lbs
Weight (Approx):	2,750 lbs

1 YEAR MACHINE
5 YEAR LTD GEARBOX *Warranty*

RHINOAG



TS12 Continued

ORDERING SECTION		
To order complete machine, select one item each from groups 1 - 3. Order special paint & extra equipment as needed.		
CATALOG NUMBER	DESCRIPTION	LIST PRICE (\$US)
GROUP 1. BASE UNIT - TS12		
TS125403	TS12 Flex-Wing Cutter, 540 RPM	\$11,999
GROUP 2. TIRE SELECTION - TS12		
00025200	Laminated 6" x 9" x 20.75" 4 Tires (2 Center, 2 Wing)	\$932
00790323	Foam Filled Used Airplane 20.5" x 6.75" x 10" - 12 Ply 4 Tires (2 Center, 2 Wing)	\$1144
GROUP 3. GUARDING SELECTION - TS12		
00790297	Single Chain Guards	\$950
SPECIAL PAINT COLOR SELECTION (RHINO ORANGE IS STANDARD)		
00787653	JD Green	\$150
00787654	Kubota Orange	\$150
00787655	Case IH Red	\$150
00787656	MF Red	\$150
00787657	NH Blue	\$150
EXTRA EQUIPMENT (DEALER INSTALLED OPTIONS)		
00790287	2-Function Hydraulic Kit	\$88
00790288	3-Function Hydraulic Kit	\$144
Attention: The standard TS12 is plumbed to require 1 tractor remote valve. Hydraulics are phased so the entire unit level lifts before the wings raise. The above kits allow hydraulic functions to be operated separately, but require 2 or 3 tractor remote valves.		
REPLACEMENT ITEMS (SEE NOTE)		
NOTE: The following items are listed for reference only and are available through Rhino Service Parts. See Alamo Ag E-Commerce site (www.alamoag.com) for latest price and terms information.		
Part Number	Description	
00781341	Blades, Updraft CCW	
00790107	Blades, Updraft CW	
00786548	Blade Bolt Kit	

2150

Medium-Duty Flex-Wing Rotary Cutter




Unit shown with extra equipment.

*Cutting Height dependent on Tire Size.

**Gearbox power rating based on actual field performance.

STANDARD EQUIPMENT & SPECIFICATIONS

Cutting Width:	180"
Transport Width:*	116"
Transport Height:	75"
Overall Width:*	187"
Overall Length:*	172"
Cutting Height:*	2" - 14"
Height Adjustment:	Hydraulic Cylinder
Jack Stand:	Std
Hitch:	Clevis
Blade Carrier:	Infinity 
Blades:	1/2" x 4" Parallel Lift
Blade Overlap:	6"
HP Required:	50
Gearbox Rating: **	
Divider	160 HP
Center & Wing	130 HP
Gearbox Oil (85W-140):	Factory Filled
Output Shaft Dia:	2"
Blade Tip Speed:	
Center 540 RPM	14,861 FPM
1000 RPM	15,570 FPM
Wing 540 RPM	14,861 FPM
1000 RPM	15,776 FPM
Cutting Capacity:	2 1/2"
Driveline Size:	
Main	CAT 5 CV
Wing	CAT 4
Driveline Protection:	Slip Clutch
Deck Thickness:	10 Ga
Center	10 Ga (Top), 7 Ga (Bottom)
Wing	10 Ga (Top & Bottom)
Side Skirt:	1/4" x 12 3/8"
Tire Selections:	See Group 4
Wing Lift:	Mechanical Level Lift
Wing Flex (Degrees):	25° Down, 87° Up, 45° Operational
Weight (Approx):	4290 lbs (w/ Single Chains & 6 Rhino Trax Tires)
Tongue Weight:	1430 lbs
Safety Tow Chain:	Std
LED Light Kit:	Std
Safety Deflectors:	See Group 5

Warranty
1 YEAR MACHINE
5 YEAR GEARBOX
2 YEAR SEALS

RHINOAG

2150 Continued

ORDERING SECTION		
To order complete machine, select one item each from groups 1 - 5. Order special paint & extra equipment as needed.		
CATALOG NUMBER	DESCRIPTION	LIST PRICE (\$US)
GROUP 1. BASE UNIT - 2150		
2150N5403	2150 Flex-Wing Cutter, 540 RPM	\$12,800
2150R5403	2150 Flex-Wing Cutter, 540 RPM w/ Deck Rings	\$13,250
2150N1003	2150 Flex-Wing Cutter, 1000 RPM	\$12,800
2150R1003	2150 Flex-Wing Cutter, 1000 RPM w/ Deck Rings	\$13,250
GROUP 3. DRIVELINE SELECTION - 2150		
00779504	540 RPM w/ 1 3/8" - 6 Spline Driveline	\$1,045
00785545	1000 RPM w/ 1 3/8" - 21 Spline Driveline	\$1,045
GROUP 4. TIRE & WHEEL SELECTION - 2150 (INCLUDES 00790303 HUB & SPINDLE BUNDLE)		
00791365	Rhino Trax Foam Filled 25.6" x 7" x 18"	
	4 Tires (2 Center, 2 Wing)	\$1,500
	6 Tires (4 Center, 2 Wing)	\$2,250
	8 Tires (4 Center, 4 Wing)	\$3,000
00787512	Foam Filled 21" x 7" x 12"	
	4 Tires (2 Center, 2 Wing)	\$1,256
	6 Tires (4 Center, 2 Wing)	\$1,884
	8 Tires (4 Center, 4 Wing)	\$2,512
00025200	Laminated 6" x 9" x 20"	
	4 Tires (2 Center, 2 Wing)	\$932
	6 Tires (4 Center, 2 Wing)	\$1,398
	8 Tires (4 Center, 4 Wing)	\$1,864
<i>New</i> 00791863	Laminated 6.5" x 14" x 25.5"	
	4 Tires (2 Center, 2 Wing)	\$1,020
	6 Tires (4 Center, 2 Wing)	\$1,530
	8 Tires (4 Center, 4 Wing)	\$2,040
00791638	Pneumatic 25.5" x 8" x 14"	
	4 Tires (2 Center, 2 Wing)	\$1,240
	6 Tires (4 Center, 2 Wing)	\$1,860
	8 Tires (4 Center, 4 Wing)	\$2,480

2150 Continued

CATALOG NUMBER	DESCRIPTION	LIST PRICE (\$US)
GROUP 5. GUARDING SELECTION - 2150		
00790576	Rubber Deflectors	\$582
00790577	Single Chain Guards	\$1,443
00790578	Front Chain Guard & Rear Deflectors	\$1,250
SPECIAL PAINT COLOR SELECTION (RHINO ORANGE IS STANDARD)		
00787653	JD Green	\$150
00787654	Kubota Orange	\$150
00787655	Case IH Red	\$150
00787656	MF Ferguson Red	\$150
00787657	NH Blue	\$150
EXTRA EQUIPMENT - 2150		
00791628	Round Pan Blade Carrier (Price shown is for quantity of 1. Order quantity of 3 for 2150 applications.)	\$235 Each
00787326	Hydraulic Splitter Kit (Plumbs both wings to 1 tractor remote valve)	\$26
CONTAINER FEES - INTERNATIONAL SHIPMENTS		
00888891	Container Processing Fee (Each Unit is Processed to Accommodate Loading)	\$410 Net
00888892	Container Loading Fee (Single Charge per Container Load)	\$256 Net



3100


Medium-Duty Offset Flex-Wing Rotary Cutter



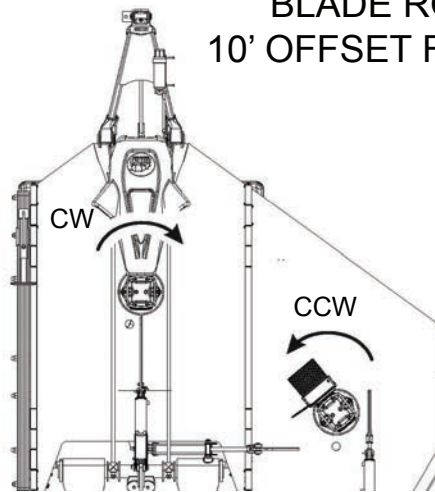
Unit shown with extra equipment.

Double chain guards are highly recommended if the intended use is for highway, right of way, parks, green-belt mowing, and all other applications where humans, dwellings, vehicles, or livestock could be within 300 feet of the mower.

Blade Rotation for offset Flex-Wing Rotary Cutters have been designed to move cut material toward the wing for highway mowing purposes.

STANDARD EQUIPMENT & SPECIFICATIONS	
Cutting Width:	126"
Transport Width:*	88"
Transport Height:*	80"
Overall Width:*	133"
Overall Length:*	176"
Cutting Height:*	2" - 14"
Height Adjustment:	Hydraulic Cylinder
Jack Stand:	Std
Hitch:	Pull
Blade Carrier:	Infinity 
Blades:	1/2" x 4" Parallel Lift
Blade Overlap:	6"
HP Required:	50
Gearbox Rating: **	
Divider	160 HP
Center & Wing	110 HP
Gearbox Oil (85W-140):	Factory Filled
Output Shaft Dia:	2"
Blade Tip Speed:	
Center 540 RPM	14,861 FPM
1000 RPM	15,570 FPM
Wing 540 RPM	14,861 FPM
1000 RPM	15,776 FPM
Cutting Capacity:	3"
Driveline Size:	
Main	CAT 4 CV
Wing	CAT 4
Driveline Protection:	Slip Clutch
Deck Thickness:	10 Ga
Side Skirt:	1/4" x 9 5/8"
Tires & Wheels:	See Group 4
Wing Lift Hydraulics:	Std
Wing Flex (Degrees):	90° Up / 25° Dn
Safety Tow Chain:	Std
LED Light Kit:	Std
Safety Deflectors:	See Group 5
* Dependent on tire size	
** Gearbox rating based on field performance	

BLADE ROTATION 10' OFFSET FLEX-WINGS



Warranty **1** YEAR MACHINE
2 YEAR LTD DRIVELINE
6 YEAR GEARBOX
2 YEAR SEALS



ORDERING SECTION		
To order complete machine, select one item each from groups 1 - 5. Order walking axle, special paint, and extra equipment as needed.		
CATALOG NUMBER	DESCRIPTION	LIST PRICE (\$US)
GROUP 1. BASE UNIT - 3100		
3100N5404	3100 Offset Flex-Wing Cutter, 540 RPM	\$13,414
3100R5404	3100 Offset Flex-Wing Cutter, 540 RPM w/ Deck Rings	\$13,687
3100N1004	3100 Offset Flex-Wing Cutter, 1000 RPM	\$13,414
3100R1004	3100 Offset Flex-Wing Cutter, 1000 RPM w/ Deck Rings	\$13,687
GROUP 2. HITCH SELECTION - 3100		
00791558	Std Pivoting Hitch	\$270
00791652	Pintle Hitch (Does NOT Include Tractor Half)	\$270
00791728	Precision Hitch (Attaches to Tractor Drawbar)	\$979
GROUP 3. DRIVELINE SELECTION - 3100		
00791763	540 RPM w/ 1 3/8" - 6 Spline Driveline	\$1,045
00791764	1000 RPM w/ 1 3/8" - 21 Spline Driveline	\$1,045
00791373	1000 RPM w/ 1 3/4" - 20 Spline Driveline	\$1,199
GROUP 4. TIRE & WHEEL SELECTION - 3100 (INCLUDES 00790303 HUB & SPINDLE BUNDLE)		
00791365A	HD Rhino Trax Foam Filled 25.6" x 7" x 18"	
	5 Tires (4 Center, 1 Wing)	\$1,960
	6 Tires (4 Center, 2 Wing)	\$2,352
00787512	Foam Filled 21" x 7" x 12"	
	5 Tires (4 Center, 1 Wing)	\$1,570
	6 Tires (4 Center, 2 Wing)	\$1,884
00788719	Foam Filled 25.5" x 8" x 14"	
	5 Tires (4 Center, 1 Wing)	\$1,960
	6 Tires (4 Center, 2 Wing)	\$2,352
00025200	Laminated 6" x 9" x 20"	
	5 Tires (4 Center, 1 Wing)	\$1,165
	6 Tires (4 Center, 2 Wing)	\$1,398
<i>New</i> 00791863	Laminated 6.5" x 14" x 25.5"	
	5 Tires (4 Center, 1 Wing)	\$1,275
	6 Tires (4 Center, 2 Wing)	\$1,530
00791638	Pneumatic 25.5" x 8" x 14"	
	5 Tires (4 Center, 1 Wing)	\$1,550
	6 Tires (4 Center, 2 Wing)	\$1,860
GROUP 5. GUARDING SELECTION - 3100		
00791586	Rubber Deflectors	\$445
00791526	Single Chain Guards	\$1,250
00791527	Double Chain Guards	\$1,765



3100 Continued

CATALOG NUMBER	DESCRIPTION	LIST PRICE (\$US)
WALKING AXLE OPTION		
00791673	Center Walking Axle Only (Select 5 or 6 Tire Option)	\$750
00791674	Center & Wing Walking Axle (Select 6 Tire Option)	\$1,125
SPECIAL PAINT COLOR SELECTION - RHINO ORANGE IS STANDARD		
00787653	JD Green	\$150
00787654	Kubota Orange	\$150
00787655	Case IH Red	\$150
00787656	MF Red	\$150
00787657	NH Blue	\$150
EXTRA EQUIPMENT		
00791628	Round Pan Blade Carrier (Price shown is for quantity of 1. Order quantity of 2 for 3100 applications.)	\$235
CONTAINER FEES - INTERNATIONAL SHIPMENTS		
00888891	Container Processing Fee (Each Unit is Processed to Accommodate Loading)	\$410 Net
00888892	Container Loading Fee (Single Charge per Container Load)	\$256 Net



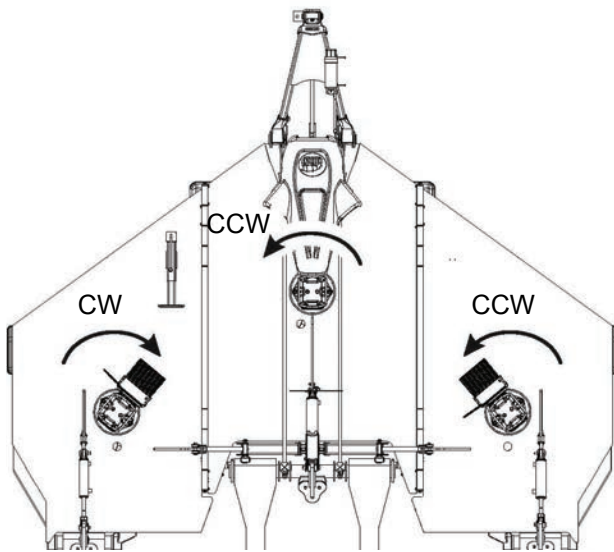
3150

Medium-Duty Flex-Wing Rotary Cutter



Unit shown with extra equipment.


Double chain guards are highly recommended if the intended use is for highway, right of way, parks, green-belt mowing, and all other applications where humans, dwellings, vehicles, or livestock could be within 300 feet of the mower.



BLADE ROTATION
15° FLEX-WINGS

Warranty
1 YEAR MACHINE
2 YEAR LTD DRIVELINE
6 YEAR GEARBOX
2 YEAR SEALS

STANDARD EQUIPMENT & SPECIFICATIONS

Cutting Width:	180"
Transport Width:*	96"
Transport Height:*	80"
Overall Width:*	187"
Overall Length:*	176"
Cutting Height:*	2" - 14"
Height Adjustment:	Hydraulic Cylinder
Jack Stand:	Std
Hitch:	Pull
Blade Carrier:	Infinity 
Blades:	1/2" x 4" Parallel Lift
Blade Overlap:	6"
PTO HP Required:	50
Gearbox Rating: **	
	Divider 160 HP
	Center & Wing 130 HP
Gearbox Oil (85W-140):	Factory Filled
Output Shaft Diameter:	2"
Blade Tip Speed:	
	Center 540 RPM 14,861 FPM
	1000 RPM 15,570 FPM
	Wing 540 RPM 14,861 FPM
	1000 RPM 15,776 FPM
Cutting Capacity:	3"
Driveline Size:	
	Main CAT 4 CV
	Wing CAT 4
Driveline Protection:	Slip Clutch
Deck Thickness:	10 Ga
Side Skirt:	1/4"
Tires & Wheels:	See Group 4
Wing Lift Hydraulics:	Std
Wing Flex (Degrees):	90° Up / 25° Dn
Safety Tow Chain:	Std
LED Light Kit:	Std
Safety Deflectors:	See Group 5
Tongue Weight:	1,610 lbs
Weight (Approx):	5,190 lbs

* Dependent on Tire Size

** Gearbox rating based on Field Performance.

RHINOAG

ORDERING SECTION		
To order complete machine, select one item each from groups 1 - 5. Order walking axle, special paint, and extra equipment as needed.		
CATALOG NUMBER	DESCRIPTION	LIST PRICE (\$US)
GROUP 1. BASE UNIT - 3150		
3150N5404	3150 Flex-Wing Cutter, 540 RPM	\$14,706
3150R5404	3150 Flex-Wing Cutter, 540 RPM w/ Deck Rings	\$15,018
3150N1004	3150 Flex-Wing Cutter, 1000 RPM	\$14,706
3150R1004	3150 Flex-Wing Cutter, 1000 RPM w/ Deck Rings	\$15,018
GROUP 2. HITCH SELECTION - 3150		
00791558	Std Pivoting Hitch	\$270
00791652	Pintle Hitch (Does NOT Include Tractor Half)	\$270
00791728	Precision Hitch (Attaches to Tractor Drawbar)	\$979
GROUP 3. DRIVELINE SELECTION - 3150		
00791763	540 RPM w/ 1 3/8" - 6 Spline Driveline	\$1,045
00791764	1000 RPM w/ 1 3/8" - 21 Spline Driveline	\$1,045
00791373	1000 RPM w/ 1 3/4" - 20 Spline Driveline	\$1,199
GROUP 4. TIRE & WHEEL SELECTION - 3150 (INCLUDES 00790303 HUB & SPINDLE BUNDLE)		
00791365A	HD Rhino Trax Foam Filled 25.6" x 7" x 18"	
	6 Tires (4 Center, 2 Wing)	\$2,352
	8 Tires (4 Center, 4 Wing)	\$3,136
00787512	Foam Filled 21" x 7" x 12"	
	6 Tires (4 Center, 2 Wing)	\$1,884
	8 Tires (4 Center, 4 Wing)	\$2,512
00788719	Foam Filled 25.5" x 8" x 14"	
	6 Tires (4 Center, 2 Wing)	\$2,352
	8 Tires (4 Center, 4 Wing)	\$3,136
00025200	Laminated 6" x 9" x 20"	
	6 Tires (4 Center, 2 Wing)	\$1,398
	8 Tires (4 Center, 4 Wing)	\$1,864
<i>New</i> 00791863	Laminated 6.5" x 14" x 25.5"	
	6 Tires (4 Center, 2 Wing)	\$1,530
	8 Tires (4 Center, 4 Wing)	\$2,040
00791638	Pneumatic 25.5" x 8" x 14"	
	6 Tires (4 Center, 2 Wing)	\$1,860
	8 Tires (4 Center, 4 Wing)	\$2,480
GROUP 5. GUARDING SELECTION - 3150		
00791587	Rubber Deflectors	\$582
00791528	Single Chain Guards	\$1,443
00791529	Double Chain Guards	\$2,067



3150 Continued

CATALOG NUMBER	DESCRIPTION	LIST PRICE (\$US)
WALKING AXLE OPTION		
00791673	Center Walking Axle Only (Select 6 or 8 Tire Option)	\$750
00791675	Center & Wing Walking Axle (Select 8 Tire Option)	\$1,500
SPECIAL PAINT COLOR SELECTION (RHINO ORANGE IS STANDARD)		
00787653	JD Green	\$150
00787654	Kubota Orange	\$150
00787655	Case IH Red	\$150
00787656	MF Red	\$150
00787657	NH Blue	\$150
EXTRA EQUIPMENT		
00787326	Hydraulic Splitter Kit (Plumbs both wings to 1 tractor remote valve)	\$26
00791628	Round Pan Blade Carrier (Price shown is for quantity of 1. Order quantity of 3 for 3150 applications.)	\$235
CONTAINER FEES - INTERNATIONAL SHIPMENTS		
00888891	Container Processing Fee (Each Unit is Processed to Accommodate Loading)	\$410 Net
00888892	Container Loading Fee (Single Charge per Container Load)	\$256 Net



4105


“PRO” Heavy-Duty Offset Flex-Wing Rotary Cutter



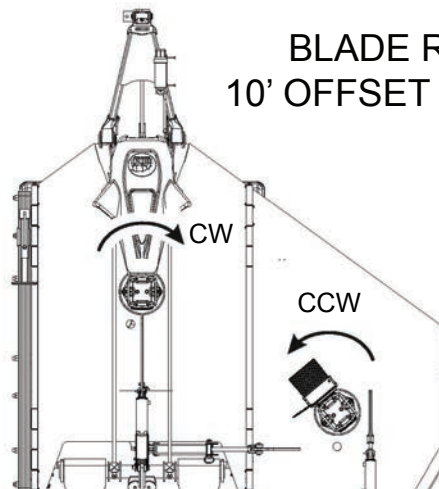
Unit shown with extra equipment.

Double chain guards are highly recommended if the intended use is for highway, right of way, parks, green-belt mowing, and all other applications where humans, dwellings, vehicles, or livestock could be within 300 feet of the mower.

Blade rotation on offset Flex-Wing cutters is designed to move cut material toward the wing for highway mowing applications.

STANDARD EQUIPMENT & SPECIFICATIONS	
Cutting Width:	126"
Transport Width:*	88"
Transport Height:*	80"
Overall Width:*	133"
Overall Length:*	183"
Cutting Height:*	2" - 14"
Height Adjustment:	Hydraulic Cylinder
Jack Stand:	Std
Hitch:	Pull
Blade Carrier:	Infinity 
Blades:	1/2" x 4" Parallel Lift
Blade Overlap:	6"
HP Required:	60 PTO
Gearbox Rating: * *	
Divider	250 HP
Center & Wing	225 HP
Gearbox Oil (85W-140):	Factory Filled
Output Shaft Diameter:	3"
Blade Tip Speed:	
Center 540 RPM	16,286 FPM
1000 RPM	16,380 FPM
Wing 540 RPM	16,422 FPM
1000 RPM	15,983 FPM
Cutting Capacity:	4 1/2"
Driveline Size:	
Main	CAT 5 CV
Wing	CAT 5
Driveline Protection:	Slip Clutch
Deck Thickness:	7 Ga
Side Skirt:	1/4"
Wheel Hubs:	Service Free
Tires & Wheels:	See Group 4
Wing Lift Hydraulics:	Std
Wing Flex (Degrees):	90° Up/ 25° Dn
Safety Tow Chain:	Std
LED Light Kit:	Std
Safety Deflectors:	See Group 5
Weight (Approx):	5,400 lbs
* Dependent on tire size	
** Gearbox rating based on Field Performance	

BLADE ROTATION 10' OFFSET FLEX-WINGS



Warranty 1 YEAR MACHINE
2 YEAR LTD DRIVELINE
6 YEAR GEARBOX
2 YEAR SEALS

4105 Continued

ORDERING SECTION		
To order complete machine, select one item each from groups 1 - 5. Order walking axle, special paint, and extra equipment as needed.		
CATALOG NUMBER	DESCRIPTION	LIST PRICE (\$US)
GROUP 1. BASE UNIT - 4105		
4105N5404	4105 Flex-Wing Cutter, 540 RPM	\$16,910
4105R5404	4105 Flex-Wing Cutter, 540 RPM w/ Deck Rings	\$17,167
4105N1004	4105 Flex-Wing Cutter, 1000 RPM	\$16,910
4105R1004	4105 Flex-Wing Cutter, 1000 RPM w/ Deck Rings	\$17,167
GROUP 2. HITCH SELECTION - 4105		
00791558	Std Pivoting Hitch	\$270
00791652	Pintle Hitch (Does NOT Include Tractor Half)	\$270
00791728	Precision Hitch (Attaches to Tractor Drawbar)	\$979
GROUP 3. DRIVELINE SELECTION - 4105		
00791581	540 RPM w/ 1 3/8" - 6 Spline Driveline	\$1,143
00791582	1000 RPM w/ 1 3/8" - 21 Spline Driveline	\$1,143
00791583	1000 RPM w/ 1 3/4" - 20 Spline Driveline	\$1,199
GROUP 4. TIRE & WHEEL SELECTION - 4105 (INCLUDES 00790303 HUB & SPINDLE BUNDLE)		
00791365A	HD Rhino Trax Foam Filled 25.6" x 7" x 18"	
	5 Tires (4 Center, 2 Wing)	\$1,960
	6 Tires (4 Center, 4 Wing)	\$2,352
00788719	Foam Filled 25.5" x 8" x 14"	
	5 Tires (4 Center, 1 Wing)	\$1,960
	6 Tires (4 Center, 2 Wing)	\$2,352
00025200	Laminated 6" x 9" x 20"	
	5 Tires (4 Center, 1 Wing)	\$1,165
	6 Tires (4 Center, 2 Wing)	\$1,398
<i>New</i> 00791863	Laminated 6.5" x 14" x 25.5"	
	5 Tires (4 Center, 1 Wing)	\$1,275
	6 Tires (4 Center, 2 Wing)	\$1,530
00791638	Pneumatic 25.5" x 8" x 14"	
	5 Tires (4 Center, 1 Wing)	\$1,550
	6 Tires (4 Center, 2 Wing)	\$1,860
GROUP 5. GUARDING SECTION - 4105		
00791526	Single Chain Guards	\$1,250
00791527	Double Chain Guards	\$1,765



4105 Continued

CATALOG NUMBER	DESCRIPTION	LIST PRICE (\$US)
WALKING AXLE OPTION		
00791673	Center Walking Axle Only (Select 5 or 6 Tire Option)	\$750
00791674	Center & Wing Walking Axle (Select 6 Tire Option)	\$1,125
SPECIAL PAINT COLOR SELECTION (RHINO ORANGE IS STANDARD)		
00787653	JD Green	\$150
00787654	Kubota Orange	\$150
00787655	Case IH Red	\$150
00787656	MF Red	\$150
00787657	NH Blue	\$150
EXTRA EQUIPMENT		
00791628	Round Pan Blade Carrier (Price shown is for quantity of 1. Order quantity of 2 for 4105 applications.)	\$235
CONTAINER FEES - INTERNATIONAL SHIPMENTS		
00888891	Container Processing Fee (Each Unit is Processed to Accommodate Loading)	\$410 Net
00888892	Container Loading Fee (Single Charge per Container Load)	\$256 Net

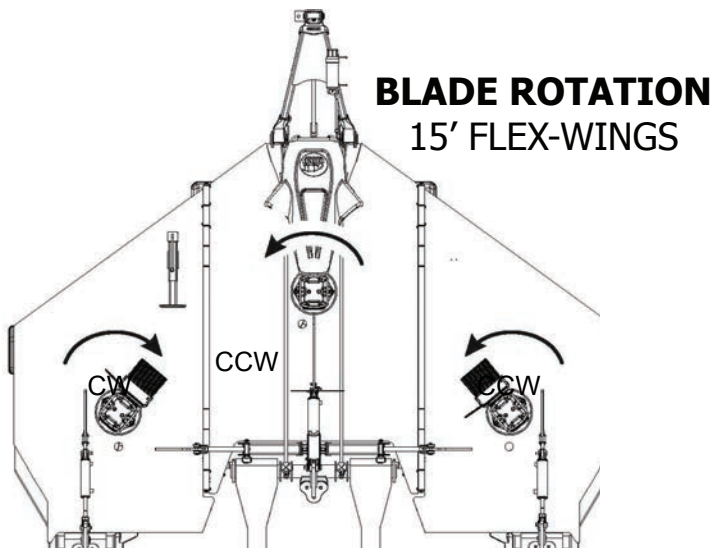
4150


“Ag” Heavy-Duty Flex-Wing Rotary Cutter



Unit shown with extra equipment.

Double Chain Guards are highly recommended if the intended use is for highway, right of way, parks, green-belt mowing, and all other applications where humans, dwellings, vehicles, or livestock could be within 300 feet of the mower.



STANDARD EQUIPMENT & SPECIFICATIONS	
Cutting Width:	180"
Transport Width:*	96"
Transport Height:*	80"
Overall Width:*	187"
Overall Length:*	183"
Cutting Height:*	2" - 14"
Height Adjustment:	Hydraulic Cylinder
Jack Stand:	Std
Hitch:	Pull
Blade Carrier:	Infinity 
Blades:	1/2" x 4" Parallel Lift
Blade Overlap:	6"
PTO HP Required:	60
Gearbox Rating:**	
Divider	250 HP
Center & Wing	225 HP
Gearbox Oil (85W-140):	Factory Filled
Output Shaft Dia:	3"
Blade Tip Speed:	
Center 540 RPM	16,286 FPM
1000 RPM	16,380 FPM
Wing 540 RPM	16,422 FPM
1000 RPM	15,983 FPM
Cutting Capacity:	4"
Driveline Size:	
Main Wing	CAT 5 CV CAT 4
Driveline Protection:	Slip Clutch
Deck Thickness:	7 Ga
Side Skirt:	1/4"
Tires & Wheels:	See Group 4
Wing Lift Hydraulics:	Std
Wing Flex (Degrees):	90° Up / 25° Dn
Safety Tow Chain:	Std
LED Light Kit:	Std
Safety Deflectors:	See Group 5
Tongue Weight:	1,840 lbs
Weight (Approx):	5,395 lbs
* Dependent on tire size	
** Gearbox Ratings Based on Field Performance	

Warranty

- 1 YEAR MACHINE**
- 2 YEAR LTD DRIVELINE**
- 6 YEAR GEARBOX**
- 2 YEAR SEALS**

RHINOAG



4150 Continued

ORDERING SECTION		
To order complete machine, select one item each from groups 1 - 5. Order walking axle, special paint, and extra equipment as needed.		
CATALOG NUMBER	DESCRIPTION	LIST PRICE (\$US)
GROUP 1. BASE UNIT - 4150		
4150N5404	4150 Flex-Wing Cutter, 540 RPM	\$18,130
4150R5404	4150 Flex-Wing Cutter, 540 RPM w/ Deck Rings	\$18,434
4150N1004	4150 Flex-Wing Cutter, 1000 RPM	\$18,130
4150R1004	4150 Flex-Wing Cutter, 1000 RPM w/ Deck Rings	\$18,434
GROUP 2. HITCH SELECTION - 4150		
00791558	Std Pivoting Hitch	\$270
00791652	Pintle Hitch (Does NOT Include Tractor Half)	\$270
00791728	Precision Hitch (Attaches to Tractor Drawbar)	\$979
GROUP 3. DRIVELINE SELECTION - 4150		
00791578	540 RPM w/ 1 3/8" - 6 Spline Driveline	\$1,143
00791579	1000 RPM w/ 1 3/8" - 21 Spline Driveline	\$1,143
00791580	1000 RPM w/ 1 3/4" - 20 Spline Driveline	\$1,199
GROUP 4. TIRE & WHEEL SELECTION - 4150 (INCLUDES 00790303 HUB & SPINDLE BUNDLE)		
00791365A	HD Rhino Trax Foam Filled 25.6" x 7" x 18"	
	6 Tires (4 Center, 2 Wing)	\$2,352
	8 Tires (4 Center, 4 Wing)	\$3,136
00788719	Foam Filled 25.5" x 8" x 14"	
	6 Tires (4 Center, 2 Wing)	\$2,352
	8 Tires (4 Center, 4 Wing)	\$3,136
00025200	Laminated 6" x 9" x 20"	
	6 Tires (4 Center, 2 Wing)	\$1,398
	8 Tires (4 Center, 4 Wing)	\$1,864
<i>New</i> 00791863	Laminated 6.5" x 14" x 25.5"	
	6 Tires (4 Center, 2 Wing)	\$1,530
	8 Tires (4 Center, 4 Wing)	\$2,040
00791638	Pneumatic 25.5" x 8" x 14"	
	6 Tires (4 Center, 2 Wing)	\$1,860
	8 Tires (4 Center, 4 Wing)	\$2,480
GROUP 5. GUARDING SELECTION - 4150		
00791528	Single Chain Guards	\$1,443
00791529	Double Chain Guards	\$2,067




4150 Continued

CATALOG NUMBER	DESCRIPTION	LIST PRICE (\$US)
WALKING AXLE OPTION		
00791673	Center Walking Axle Only (Select 6 or 8 Tire Option)	\$750
00791675	Center & Wing Walking Axle (Select 8 Tire Option)	\$1,500
SPECIAL PAINT COLOR SELECTION - RHINO ORANGE IS STANDARD		
00787653	JD Green	\$150
00787654	Kubota Orange	\$150
00787655	Case IH Red	\$150
00787656	MF Red	\$150
00787657	NH Blue	\$150
EXTRA EQUIPMENT		
00787326	Hydraulic Splitter Kit (operates both wings from 1 tractor remote)	\$26
00791628	Round Pan Blade Carrier (Price shown is for quantity of 1. Order quantity of 3 for 4150 applications)	\$235
CONTAINER FEES - INTERNATIONAL SHIPMENTS		
00888891	Container Processing Fee (Each Unit is Processed to Accommodate Loading)	\$410 Net
00888892	Container Loading Fee (Single Charge per Container Load)	\$256 Net



4155

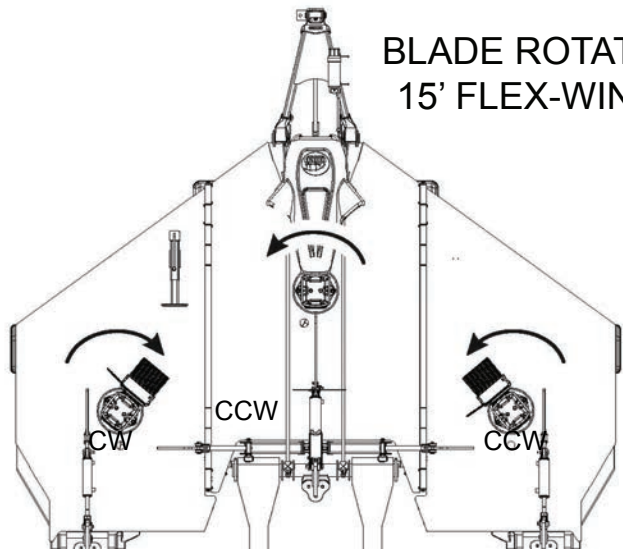
“PRO” Heavy-Duty Flex-Wing Rotary Cutter

STANDARD EQUIPMENT & SPECIFICATIONS	
Cutting Width:	180"
Transport Width:*	96"
Transport Height:*	80"
Overall Width:*	187"
Overall Length:*	183"
Cutting Height: *	2" - 14"
Height Adjustment:	Hydraulic Cylinder
Jack Stand:	Std
Hitch:	Pull
Blade Carrier:	Infinity 
Blades:	1/2" x 4" Parallel Lift
Blade Overlap:	6"
PTO HP Required:	60
Gearbox Rating:**	
Divider	250 HP
Center & Wing	225 HP
Gearbox Oil (85W-140):	Factory Filled
Output Shaft Dia.:	3"
Blade Tip Speed:	
Center 540 RPM	16,286 FPM
1000 RPM	16,380 FPM
Wing 540 RPM	16,422 FPM
1000 RPM	15,983 FPM
Cutting Capacity:	4 1/2"
Driveline Size:	"Lube 4 Life"
Main	CAT 5 CV
Wing	CAT 5
Driveline Protection:	Slip Clutch
Deck Thickness:	7 Ga
Side Skirt:	1/4"
Tires & Wheels:	See Group 4
Wing Lift Hydraulics:	Std
Wing Flex (Degrees):	90° Up / 25° Dn
Safety Tow Chain:	Std
Safety Deflectors:	See Group 5
LED Light Kit:	Std
Tongue Weight:	1,870 lbs
Weight (Approx):	5,455 lbs
* Dependent on tire size	
** Gearbox Ratings Based on Field Performance	



Unit shown with extra equipment.

Double chain guards are highly recommended if the intended use is for highway, right of way, parks, greenbelt mowing, and all other applications where humans, dwellings, vehicles, or livestock could be within 300 feet of the mower.



BLADE ROTATION
15' FLEX-WINGS



Warranty
1 YEAR MACHINE
2 YEAR LTD DRIVELINE
6 YEAR GEARBOX
2 YEAR SEALS



4155 Continued

ORDERING SECTION		
To order complete machine, select one item each from groups 1 - 5. Order walking axle, special paint, and extra equipment as needed.		
CATALOG NUMBER	DESCRIPTION	LIST PRICE (\$US)
GROUP 1. BASE UNIT - 4155		
4155N5404	4155 Flex-Wing Cutter, 540 RPM	\$20,047
4155R5404	4155 Flex-Wing Cutter, 540 RPM w/ Deck Rings	\$20,340
4155N1004	4155 Flex-Wing Cutter, 1000 RPM	\$20,047
4155R1004	4155 Flex-Wing Cutter, 1000 RPM w/ Deck Rings	\$20,340
GROUP 2. HITCH SELECTION - 4155		
00791558	Std Pivoting Hitch	\$270
00791652	Pintle Hitch (Does NOT Include Tractor Half)	\$270
00791728	Precision Hitch (Attaches to Tractor Drawbar)	\$979
GROUP 3. DRIVELINE SELECTION - 4155		
00791581	540 RPM w/ 1 3/8" - 6 Spline Driveline	\$1,143
00791582	1000 RPM w/ 1 3/8" - 21 Spline Driveline	\$1,143
00791583	1000 RPM w/ 1 3/4" - 20 Spline Driveline	\$1,199
GROUP 4. TIRE & WHEEL SELECTION - 4155 (INCLUDES 00790303 HUB & SPINDLE BUNDLE)		
00791365A	HD Rhino Trax Foam Filled 25.6" x 7" x 18"	
	6 Tires (4 Center, 2 Wing)	\$2,352
	8 Tires (4 Center, 4 Wing)	\$3,136
00788719	Foam Filled 25.5" x 8" x 14"	
	6 Tires (4 Center, 2 Wing)	\$2,352
	8 Tires (4 Center, 4 Wing)	\$3,136
00025200	Laminated 6" x 9" x 20"	
	6 Tires (4 Center, 2 Wing)	\$1,398
	8 Tires (4 Center, 4 Wing)	\$1,864
<i>New</i> 00791863	Laminated 6.5" x 14" x 25.5"	
	6 Tires (4 Center, 2 Wing)	\$1,530
	8 Tires (4 Center, 4 Wing)	\$2,040
00791638	Pneumatic 25.5" x 8" x 14"	
	6 Tires (4 Center, 2 Wing)	\$1,860
	8 Tires (4 Center, 4 Wing)	\$2,480
GROUP 5. GUARDING SELECTION - 4155		
00791528	Single Chain Guards	\$1,443
00791529	Double Chain Guards	\$2,067



CATALOG NUMBER	DESCRIPTION	LIST PRICE (\$US)
WALKING AXLE OPTION		
00791673	Center Walking Axle Only (Select 6 or 8 Tire Option)	\$750
00791675	Center & Wing Walking Axle (Select 8 Tire Option)	\$1,500
SPECIAL PAINT COLOR SELECTION - RHINO ORANGE IS STANDARD		
00787653	JD Green	\$150
00787654	Kubota Orange	\$150
00787655	Case IH Red	\$150
00787656	MF Red	\$150
00787657	NH Blue	\$150
EXTRA EQUIPMENT		
00787326	Hydraulic Splitter Kit (operates both wings from 1 tractor remote)	\$26
00791628	Round Pan Blade Carrier (Price shown is for quantity of 1. Order quantity of 3 for 4155 applications.)	\$235
CONTAINER FEES - INTERNATIONAL SHIPMENTS		
00888891	Container Processing Fee (Each Unit is Processed to Accommodate Loading)	\$410 Net
00888892	Container Loading Fee (Single Charge per Container Load)	\$256 Net

5100

Super-Duty Offset Flex-Wing Rotary Cutter

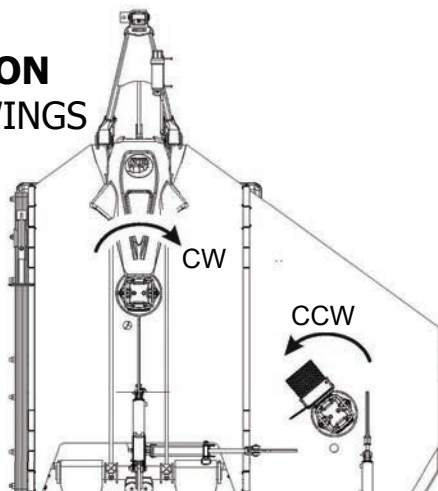


Unit shown with extra equipment.

Double chain guards are highly recommended if the intended use is for highway, right of way, parks, green-belt mowing, and all other applications where humans, dwellings, vehicles, or livestock could be within 300 feet of the mower.


Blade Rotation for offset Flex-Wing rotary cutters have been designed to move cut material toward the wing for highway mowing purposes.

BLADE ROTATION 10' OFFSET FLEX-WINGS



Warranty
1 YEAR MACHINE
2 YEAR LTD DRIVELINE
6 YEAR GEARBOX
2 YEAR SEALS

STANDARD EQUIPMENT & SPECIFICATIONS

Cutting Width:	126"
Transport Width:	88"
Transport Height:*	80"
Overall Width:	133"
Overall Length:	187"
Cutting Height:	2" - 14"
Height Adjustment:	Hydraulic Cylinder
Jack Stand:	Std
Hitch:	Pull
Blade Carrier:	Infinity 
Blades:	1/2" x 5" Parallel Lift
Blade Overlap:	6"
HP Required:	70 PTO
Gearbox Rating:**	
Divder Center & Wing	250 HP 225 HP
Gearbox Oil (85W-140):	Factory Filled
Output Shaft Diameter:	3"
Blade Tip Speed:	
Center 540 RPM	13,436 FPM
1000 RPM	13,704 FPM
Wing 540 RPM	13,169 FPM
1000 RPM	13,367 FPM
Cutting Capacity:	5"
Driveline Size:	
Main Wing	CAT 6 CV CAT 6
Driveline Protection:	Slip Clutch
Deck Thickness:	1/4"
Side Skirt:	1/4"
Tires & Wheels:	See Group 4
Wing Lift Hydraulics:	Std
Wing Flex (Degrees):	90° Up/ 25° Dn
Safety Tow Chain:	Std
LED Light Kit:	Std
Safety Deflectors:	See Group 5
* Cutting Height dependent on tire size	
** Gearbox rating based on Field Performance	

RHINOAG



5100 Continued

ORDERING SECTION		
To order complete machine, select one item each from groups 1 - 5. Order walking axle, special paint, and extra equipment as needed.		
CATALOG NUMBER	DESCRIPTION	LIST PRICE (\$US)
GROUP 1. BASE UNIT - 5100		
5100N5404	5100 Flex-Wing Cutter, 540 RPM	\$19,511
5100R5404	5100 Flex-Wing Cutter, 540 RPM w/ Deck Rings	\$19,957
5100N1004	5100 Flex-Wing Cutter, 1000 RPM	\$19,511
5100R1004	5100 Flex-Wing Cutter, 1000 RPM w/ Deck Rings	\$19,957
GROUP 2. HITCH SELECTION - 5100		
00791558	Std Pivoting Hitch	\$270
00791652	Pintle Hitch (Does NOT Include Tractor Half)	\$270
00791728	Precision Hitch (Attaches to Tractor Drawbar)	\$979
GROUP 3. DRIVELINE SELECTION - 5100		
00791368	540 RPM w/ 1 3/8" - 6 Spline Driveline	\$1,143
00791369	1000 RPM w/ 1 3/8" - 21 Spline Driveline	\$1,143
00791370	1000 RPM w/ 1 3/4" - 20 Spline Driveline	\$1,199
GROUP 4. TIRE & WHEEL SELECTION - 5100 (INCLUDES 00787716 HUB & SPINDLE BUNDLE)		
00791365A	HD Rhino Trax Foam Filled 25.6" x 7" x 18"	
	5 Tires (4 Center, 2 Wing)	\$1,960
	6 Tires (4 Center, 4 Wing)	\$2,352
00788719	Foam Filled 25.5" x 8" x 14"	
	5 Tires (4 Center, 1 Wing)	\$1,960
	6 Tires (4 Center, 2 Wing)	\$2,352
<i>New</i> 00791863	Laminated 6.5" x 14" x 25.5"	
	5 Tires (4 Center, 1 Wing)	\$1,275
	6 Tires (4 Center, 2 Wing)	\$1,530
00791638	Pneumatic 25.5" x 8" x 14"	
	5 Tires (4 Center, 1 Wing)	\$1,550
	6 Tires (4 Center, 2 Wing)	\$1,860
GROUP 5. GUARDING SELECTION - 5100		
00791526	Single Chain Guards	\$1,250
00791527	Double Chain Guards	\$1,765



5100 Continued

CATALOG NUMBER	DESCRIPTION	LIST PRICE (\$US)
WALKING AXLE OPTION		
00791673	Center Walking Axle Only (Select 5 or 6 Tire Option)	\$750
00791674	Center & Wing Walking Axle (Select 6 Tire Option)	\$1,125
SPECIAL PAINT COLOR SELECTION (RHINO ORANGE IS STANDARD)		
00787653	JD Green	\$150
00787654	Kubota Orange	\$150
00787655	Case IH Red	\$150
00787656	MF Red	\$150
00787657	NH Blue	\$150
EXTRA EQUIPMENT		
00791628	Round Pan Blade Carrier (Price shown is for quantity of 1. Order quantity of 2 for 5100 applications.)	\$235
CONTAINER FEES - INTERNATIONAL SHIPMENTS		
00888891	Container Processing Fee (Each Unit is Processed to Accommodate Loading)	\$410 Net
00888892	Container Loading Fee (Single Charge per Container Load)	\$256 Net




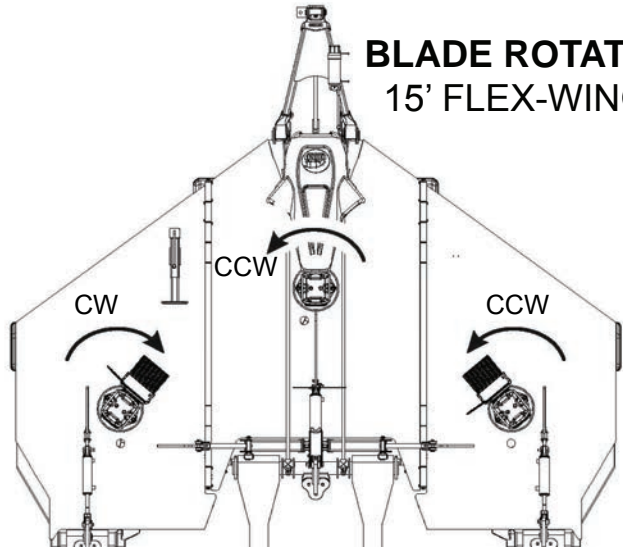
5150 Super-Duty Flex-Wing Rotary Cutter



Unit shown with extra equipment.

Double chain guards are highly recommended if the intended use is for highway, right of way, parks, greenbelt mowing, and all other applications where humans, dwellings, vehicles, or livestock could be within 300 feet of the mower.

STANDARD EQUIPMENT & SPECIFICATIONS	
Cutting Width:	180"
Transport Width:*	96"
Transport Height:*	80"
Overall Width:*	187"
Overall Length:*	183"
Cutting Height:*	2" - 14"
Height Adjustment:	Hydraulic Cylinder
Jack Stand:	Std
Hitch:	Pull
Blade Carrier:	Infinity 
Blades:	1/2" x 5" Parallel Lift
Blade Overlap:	6"
PTO HP Required:	70
Gearbox Rating:**	
Divider	250 HP
Center & Wing	225 HP
Gearbox Oil (85W-140):	Factory Filled
Output Shaft Dia.:	3"
Blade Tip Speed:	
Center 540 RPM	13,436 FPM
1000 RPM	13,704 FPM
Wing 540 RPM	13,169 FPM
1000 RPM	13,367 FPM
Cutting Capacity:	5"
Driveline Size:	
Main	CAT 6 CV
Wing	CAT 6
Driveline Protection:	Slip Clutch
Deck Thickness:	1/4"
Side Skirt:	1/4"
Tires & Wheels:	See Group 4
Wing Lift Hydraulics:	Std
Wing Flex (Degrees):	90° Up / 25° Dn
Safety Tow Chain:	Std
LED Light Kit:	Std
Safety Deflectors:	See Group 5
Tongue Weight:	1,970 lbs
Weight (Approx):	5,635 lbs
* Cutting Height dependent on tire size	
** Gearbox Ratings Based on Field Performance	



BLADE ROTATION
15' FLEX-WINGS



Warranty
1 YEAR MACHINE
2 YEAR LTD DRIVELINE
6 YEAR GEARBOX
2 YEAR SEALS



5150 Continued

ORDERING SECTION		
To order complete machine, select one item each from groups 1 - 5. Order walking axle, special paint, and extra equipment as needed.		
CATALOG NUMBER	DESCRIPTION	LIST PRICE (\$US)
GROUP 1. BASE UNIT - 5150		
5150N5404	5150 Flex-Wing Cutter, 540 RPM	\$23,990
5150R5404	5150 Flex-Wing Cutter, 540 RPM w/ Deck Rings	\$24,695
5150N1004	5150 Flex-Wing Cutter, 1000 RPM	\$23,990
5150R1004	5150 Flex-Wing Cutter, 1000 RPM w/ Deck Rings	\$24,695
GROUP 2. DRIVE SELECTION - 5150		
00791558	Std Pivoting Hitch	\$270
00791652	Pintle Hitch (Does NOT Include Tractor Half)	\$270
00791728	Precision Hitch (Attaches to Tractor Drawbar)	\$979
GROUP 3. DRIVELINE SELECTION - 5150		
00791368	540 RPM w/ 1 3/8" - 6 Spline Driveline	\$1,143
00791369	1000 RPM w/ 1 3/8" - 21 Spline Driveline	\$1,143
00791370	1000 RPM w/ 1 3/4" - 20 Spline Driveline	\$1,199
GROUP 4. TIRE & WHEEL SELECTION - 5150 (INCLUDES 00787716 HUB & SPINDLE BUNDLE)		
00791365A	HD Rhino Trax Foam Filled 25.6" x 7" x 18"	
	6 Tires (4 Center, 2 Wing)	\$2,352
	8 Tires (4 Center, 4 Wing)	\$3,136
00788719	Foam Filled 25.5" x 8" x 14"	
	6 Tires (4 Center, 2 Wing)	\$2,352
	8 Tires (4 Center, 4 Wing)	\$3,136
<i>New</i> 00791863	Laminated 6.5" x 14" x 25.5"	
	6 Tires (4 Center, 2 Wing)	\$1,530
	8 Tires (4 Center, 4 Wing)	\$2,040
00791638	Pneumatic 25.5" x 8" x 14"	
	6 Tires (4 Center, 2 Wing)	\$1,860
	8 Tires (4 Center, 4 Wing)	\$2,480
GROUP 5. GUARDING SELECTION - 5150		
00791528	Single Chain Guards	\$1,443
00791529	Double Chain Guards	\$2,067



5150 Continued

CATALOG NUMBER	DESCRIPTION	LIST PRICE (\$US)
WALKING AXLE OPTION		
00791673	Center Walking Axle Only (Select 6 or 8 Tire Option)	\$750
00791675	Center & Wing Walking Axle (Select 8 Tire Option)	\$1,500
SPECIAL PAINT COLOR SELECTION - RHINO ORANGE IS STANDARD		
00787653	JD Green	\$150
00787654	Kubota Orange	\$150
00787655	Case IH Red	\$150
00787656	MF Red	\$150
00787657	NH Blue	\$150
EXTRA EQUIPMENT		
00787326	Hydraulic Splitter Kit (operates both wings from 1 tractor remote)	\$26
00791628	Round Pan Blade Carrier (Price shown is for quantity of 1. Order quantity of 3 for 5150 applications)	\$235
CONTAINER FEES - INTERNATIONAL SHIPMENTS		
00888891	Container Processing Fee (Each Unit is Processed to Accommodate Loading)	\$410 Net
00888892	Container Loading Fee (Single Charge per Container Load)	\$256 Net

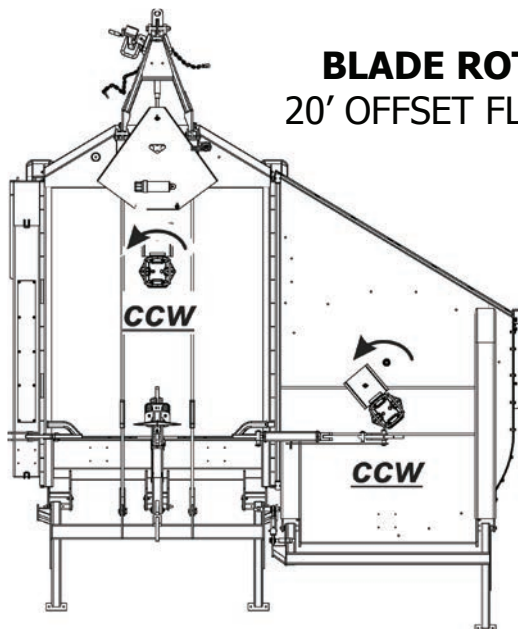
6140

14' Heavy-Duty Offset Flex-Wing Rotary Cutter



Unit shown with extra equipment.

Double chain guards are highly recommended if the intended use is for highway, right of way, parks, green-belt mowing, and all other applications where humans, dwellings, vehicles, or livestock could be within 300 feet of the mower.



BLADE ROTATION

20' OFFSET FLEX-WINGS

STANDARD EQUIPMENT & SPECIFICATIONS

Cutting Width:	162"
Transport Width:	106"
Transport Height:	100"
Overall Width:	170"
Overall Length:	216"
Cutting Height:*	2" - 16"
Height Adjustment:	Hydraulic Cylinder
Jack Stand:	Std
Hitch:	Pull
Blade Carrier:	Wing Pan or Oval Pan
Blades:	1/2" x 4"
Blade Types Available:	Updraft, Flat
Blade Overlap:	6"
HP Required:	80 PTO Min
Gearbox Rating:**	
Power Divider	250 HP
Center & Wing	225 HP
Gearbox Oil (85W-140):	Factory Filled
Output Shaft Diameter:	3"
Blade Tip Speed:	
Center 540 RPM	15,675 FPM
1000 RPM	16,054 FPM
Wing 540 RPM	15,703 FPM
1000 RPM	15,804 FPM
Cutting Capacity (Max):	4 1/2" Dia
Driveline Size:	
Main	CAT 6 CV
Wing	CAT 6
Driveline Protection:	Slip Clutch
Deck Thickness:	10 Ga Top/ Bottom
Side Skirt:	1/4" x 12"
Tires & Wheels:	See Group 4
Wing Lift Hydraulics:	Std
Wing Flex (Degrees):	90° Up/ 22° Down
Deck Rings:	Std
Safety Tow Chain:	Std
Safety Deflectors:	See Group 3
LED Light Kit:	Std
* Cutting Height dependent on Tire Size	
** Gearbox Ratings Based on Field Performance	

Warranty

1 YEAR MACHINE
 2 YEAR LTD DRIVELINE
 6 YEAR GEARBOX
 2 YEAR SEALS

RHINOAG



6140 Continued

ORDERING SECTION		
To order complete machine, select one item each from groups 1 - 4. Order special paint & extra equipment as needed.		
CATALOG NUMBER	DESCRIPTION	LIST PRICE (\$US)
GROUP 1. BASE UNIT - 6140		
6140W5403	6140 Flex-Wing Cutter, 540 RPM, Dog Bone Pan Carrier	\$19,635
6140P5403	6140 Flex-Wing Cutter, 540 RPM, Oval Pan Carrier	\$20,810
6140W10003	6140 Flex-Wing Cutter, 1000 RPM, Dog Bone Pan Carrier	\$20,220
6140P10003	6140 Flex-Wing Cutter, 1000 RPM, Oval Pan Carrier	\$21,400
GROUP 2. DRIVELINE SELECTION - 6140		
00786843	540 RPM w/ 1 3/8" - 6 Spline Driveline	\$1,143
00786844	1000 RPM w/ 1 3/8" - 21 Spline Driveline	\$1,143
00786845	1000 RPM w/ 1 3/4" - 20 Spline Driveline	\$1,143
GROUP 3. GUARDING SELECTION - 6140		
00787750	Single Chain Guards	\$1,374
00787751	Double Chain Guards	\$3,095
GROUP 4. TIRE & WHEEL SELECTION - 6140 (INCLUDES 00787716 HUB & SPINDLE BUNDLE)		
00788719	Foam Filled 25.5" x 8" x 14"	
	5 Tires (4 Center, 1 Wing)	\$1,960
	6 Tires (4 Center, 2 Wing)	\$2,352
<i>New</i> 00791863	Laminated 6.5" x 14" x 25.5"	
	5 Tires (4 Center, 1 Wing)	\$1,275
	6 Tires (4 Center, 2 Wing)	\$1,530
00787522	Pneumatic Used Airplane 29" x 9" x 15"	
	5 Tires (4 Center, 1 Wing)	\$1,250
	6 Tires (4 Center, 2 Wing)	\$1,500
SPECIAL PAINT COLOR SELECTION - RHINO ORANGE IS STANDARD		
00787653	JD Green	\$150
00787654	Kubota Orange	\$150
00787655	Case IH Red	\$150
00787656	MF Red	\$150
00787657	NH Blue	\$150



6140 Continued

CATALOG NUMBER	DESCRIPTION	LIST PRICE (\$US)
EXTRA EQUIPMENT- REVERSE ROTATION DRIVE		
00788906	Reverse Rotation Exchange Kit-540 PTO RPM	\$444
00788907	Reverse Rotation Exchange Kit-1000 PTO RPM	\$444
*Reverse Rotation Kit moves cut material to the wing. NOTE: Machines with Reverse Rotation Kits above cannot be ordered through the online order system. Contact Rhino Customer Service to order machines with the Reverse Rotation drive.		
EXTRA EQUIPMENT - FACTORY INSTALLED OPTIONS		
00778917	Center Section Walking Axle Kit (5 Tires Required)	\$754
0811270500	Winch & Stand (to Manually Fold Wing)	\$684
00769178	Ball Hitch (2 5/16" Ball)	\$564
00773869	Pintle Hitch Kit (Requires Tractor Drawbar Modification)	\$810
CONTAINER FEES - INTERNATIONAL SHIPMENTS		
00888891	Container Processing Fee (Each Unit is Processed to Accommodate Loading)	\$410 Net
00888892	Container Loading Fee (Single Charge per Container Load)	\$256 Net



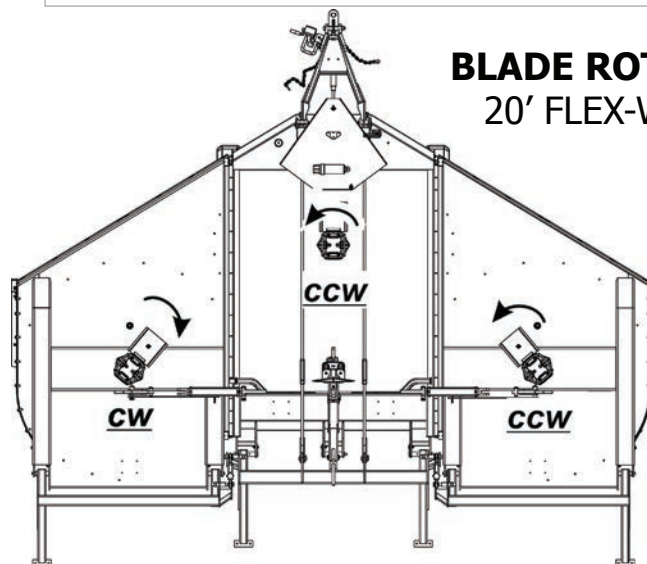
6200 Heavy-Duty Flex-Wing Rotary Cutter

STD EQUIPMENT & SPECIFICATIONS	
Cutting Width:	240"
Transport Width:	115"
Transport Height:	100"
Overall Width:	248"
Overall Length:	216"
Cutting Height:*	2" - 16"
Height Adjustment:	Hydraulic Cylinder
Jack Stand:	Std
Hitch:	Pull
Blade Carrier:	Wing Pan, Oval Pan, or Shredder Bar
Blades:	1/2" x 4" Updraft
Blade Overlap:	6"
HP Required:	80 PTO
Tractor Drawbar Load:	2920 lbs
Gearbox Rating:**	
Power Divider	250 HP
Center & Wing	225 HP
Gearbox Oil (85W-140):	Factory Filled
Output Shaft Dia:	3"
Blade Tip Speed:	
Center 540 RPM	15675 FPM
Center 1000 RPM	16054 FPM
Wing 540 RPM	15703 FPM
Wing 1000 RPM	15804 FPM
Cutting Capacity (Max.):	4-1/2"
Driveline Size:	
Main	CAT 6 CV
Wing	CAT 6 HD
Driveline Protection:	Slip Clutch
Deck Thickness:	10 Ga Top / Bottom
Side Skirt:	1/4" x 12"
Tires & Wheels:	See Group 4
Wing Lift Hydraulics:	Std
Wing Flex (Degrees):	90° Up/ 22° Down
Safety Tow Chain:	Std
Deck Rings:	Std
Safety Deflectors:	See Group 3
LED Light Kit:	Std
* Cutting Height dependent on Tire Size	
** Gearbox Ratings Based on Field Performance	



Unit shown with extra equipment.

These rotary cutters may be set up with single or double chain guards. For most agricultural applications, single chain guards may be used. If the intended use is for highway, right of way, parks, or greenbelt mowing, or all other mowing where human, dwellings, vehicles, or livestock could be within 300 feet of the mower, double chain guards should be ordered and used.



BLADE ROTATION
20' FLEX-WINGS



Warranty
1 YEAR MACHINE
2 YEAR LTD DRIVELINE
6 YEAR GEARBOX
2 YEAR SEALS



6200 Continued

ORDERING SECTION		
To order complete machine, order one item each from groups 1 - 4. Order special paint & extra equipment as needed.		
CATALOG NUMBER	DESCRIPTION	LIST PRICE (\$US)
GROUP 1. BASE UNIT - 6200		
6200W5403	6200 Flex-Wing Cutter, 540 RPM, Dog Bone Pan Carrier	\$24,400
6200P5403	6200 Flex-Wing Cutter, 540 RPM, Oval Pan Carrier	\$25,235
6200W10003	6200 Flex-Wing Cutter, 1000 RPM, Dog Bone Pan Carrier	\$24,995
6200P10003	6200 Flex-Wing Cutter, 1000 RPM, Oval Pan Carrier	\$25,830
6200S10003	6200 Flex-Wing Cutter, 1000 RPM, Shredder Bar Carrier, Baffle kit	\$25,200
6200R10003	6200 Flex-Wing Cutter, 1000 RPM, Row Crop (30" Row Spacing), Bar Carrier, Baffle Kit, 9.5L-15 FL-D Highway Implement Tires qty 4)	\$26,985
GROUP 2. DRIVE SELECTION - 6200		
00786843	540 RPM w/ 1 3/8" - 6 Spline Driveline	\$1,143
00786844	1000 RPM w/ 1 3/8" - 21 Spline Driveline	\$1,143
00786845	1000 RPM w/ 1 3/4" - 20 Spline Driveline	\$1,143
GROUP 3. GUARDING SELECTION - 6200		
00787745	Single Chain Guards	\$1,528
00787746	Double Chain Guards	\$3,726
GROUP 4. TIRE & WHEEL SELECTION - 6200 - (NOT REQUIRED FOR 6200R10003) (INCLUDES 00787716 HUB & SPINDLE BUNDLE)		
00788719	Foam Filled 25.5" x 8" x 14"	
	6 Tires (4 Center, 2 Wing)	\$2,352
	8 Tires (4 Center, 4 Wing)	\$3,136
<i>New</i> 00791863	Laminated 6.5" x 14" x 25.5"	
	6 Tires (4 Center, 2 Wing)	\$1,530
	8 Tires (4 Center, 4 Wing)	\$2,040
00787522	Pneumatic Used Airplane 29" x 9" x 15"	
	6 Tires (4 Center, 2 Wing)	\$1,500
	8 Tires (4 Center, 4 Wing)	\$2,000
SPECIAL PAINT COLOR SELECTION (RHINO ORANGE IS STANDARD)		
00787653	JD Green	\$150
00787654	Kubota Orange	\$150
00787655	Case IH Red	\$150
00787656	MF Red	\$150
00787657	NH Blue	\$150





6200 Continued

CATALOG NUMBER	DESCRIPTION	LIST PRICE (\$US)
EXTRA EQUIPMENT (FACTORY INSTALLED OPTIONS)		
0811270500	Winch & Stand (To Manually Fold Wings)	\$684
00778712	Baffle Kit Assembly	\$621
00769178	Ball Hitch (2 5/16" Ball)	\$564
00773869	Pintle Hitch Kit (Requires Tractor Drawbar Modification)	\$810
00778917	Center Section Walking Axle Kit (6 Tires Required)	\$754
00787326	Hydraulic Splitter Kit (Operates both wings from 1 tractor remote)	\$26
CONTAINER FEES - INTERNATIONAL SHIPMENTS		
00888891	Container Processing Fee (Each Unit is Processed to Accommodate Loading)	\$410 Net
00888892	Container Loading Fee (Single Charge per Container Load)	\$256 Net

STD EQUIPMENT & SPECIFICATIONS

Cutting Width:	26'
Transport Width:	126"
Transport Height:	148"
Overall Width:	321"
Overall Length:	205"
Cutting Height:*	1" - 14"
Jack Stand:	HD Jack
Hitch:	CV, Equal Angle
Blade Carrier:	Pan or Bar
Blades:	Flat, Updraft, Shredder
Blade Overlap:	6" (Center - Wing) 5" (Inside - Outside Wing)
HP Required:	120
Tongue Weight:	2,400 lbs
Gearbox Rating:** Power Divider	260 HP
Gearbox Oil (80W-90):	Factory Filled
Output Shaft Dia:	2"
Blade Tip Speed:	
Wing Outer	15,300 FPM
Wing Inner	15,300 FPM
Center	15,079 FPM
Cutting Capacity (Max.):	2"
Driveline Size:	1000 RPM
Driveline Protection:	HD Slip Clutch w/ 80° CV U-Joint, Equal Angle
Deck Thickness:	10 Ga
Side Skirt:	1/4"
Skid Shoes:	2 Piece Replaceable
Tires & Wheels:	Used Aircraft Tire or Light Truck Tire
Wing Lift Hydraulics:	3" x 30" Hydraulic Phasing
Wing Flex (Degrees):	45° Up/15° Dn
Safety Tow Chain:	Std
Deck Rings:	Std
Safety Deflectors:	Single Chains, Double Chains, Chain / Deflector Combo
Light Kit:	Std
Weight (Approx):	7,900 lbs
* Cutting Height dependent on Tire Size	
** Gearbox Ratings Based on Field Performance	

**Not available in OR, WA, ID and the
following territories in TX:**

- West of the Eastern County Lines of Childress, Cottle,
King, Stonewall, Shackelford, Callahan, Coleman,
McCulloch, Mason and Gillespie Counties.
- North of the Southern County Lines of Kimble, Sutton,
Crockett and Terrell Counties.

New! 7026 26' Flex-Wing Rotary Cutter



RHINOAG



Warranty **1** YEAR MACHINE
1 YEAR LTD DRIVELINE
3 YEAR PRORATED GEARBOX
2 YEAR SEALS

7026 Continued

ORDERING SECTION		
To order complete machine, select one item each from groups 1 - 5. Order extra equipment as needed.		
CATALOG NUMBER	DESCRIPTION	LIST PRICE (\$US)
GROUP 1. BASE UNIT- 7026		
7026-1OR1	Rhino 7026 Base 26' Flex-Wing (Rhino Orange Paint and Light Kit Included)	\$40,107
GROUP 2. HITCH TYPE - 7026 (SELECT HITCH TYPE A, B OR C, THEN CHOOSE HITCH STYLE FROM 1 AND DRIVELINE STYLE FROM 2)		
C502-810	(A) Trailing Hitch, CV Style	\$840
	<i>(1) Choose one of the following hitch options</i>	
C502-113WG	Solid Tongue	\$114
C502-107WG	Open Clevis	\$103
C000-300WG	Precision Hitch	\$401
C502-816WG	Solid Tongue w/ 2 3/16" hole for 2" pin	\$127
C502-815WG	Clevis w/ 2 3/16" Opening	\$132
C000-360WG	Adjustable Clevis	\$281
	<i>(2) Choose one of the following CV Drivelines</i>	
340-8082WG	CV, 1 3/4" x 20 Spline	\$1,635
340-8092WG	CV, 1 3/8" x 21 Spline	\$1,623
C502-820	(B) Equal Angle Hitch	\$1,585
	<i>(1) Choose one of the following Hitch Blocks</i>	
C502-821	CAT 3, Fits up to a 1 1/2" Pin and a Drawbar 2 1/4" x 3 1/2"	\$255
C502-822	CAT 4, Fits up to a 2" Pin and a Drawbar 2 1/2" x 5 1/8"	\$258
C502-828	CAT 5, Fits up to a 2 3/4" Pin and a Drawbar 3 1/8" x 6 1/4"	\$257
	<i>(2) Choose one of the following Equal Angle Drivelines</i>	
340-5505WG	1 3/8" x 21 Spline	\$785
340-5506WG	1 3/4" x 20 Spline	\$583
C502-825	(C) Parallel Ring Hitch	\$1371
230-015WG	(1) (Required) Pintle Ring, Forged, PT-48 (Installed on Parallel Hitch)	\$128
	<i>(2) Choose one of the following Parallel Ring Drivelines</i>	
340-8082WG	CV, 1 3/4" x 20 Spline	\$1,635
340-8092WG	CV, 1 3/8" x 21 Spline	\$1,623
GROUP 3. BLADE SELECTION- 7026		
C502-250	Two Blade Pan Kit	\$3,621
C502-251	Two Blade Pan Kit w/ Shredder Blades	\$3,903
C502-270	Fixed Knife Shredder Kit w/ Updraft Blades	\$5,512
C502-280	Fixed Knife Shredder Kit w/ Flat Blades	\$5,510

7026 Continued

CATALOG NUMBER	DESCRIPTION	LIST PRICE (\$US)
GROUP 4. GUARDING SELECTION- 7026		
C502-420	Single Chains Front and Rear c/w Front Rubber Belting	\$1,815
C502-430	Single Chains Front Only c/w Front and Rear Rubber Belting	\$1,619
C502-500	Single Chains Front and Rear	\$1,612
C502-440	Single Chains Front and Rear c/w Front and Rear Belting	\$2,509
C502-550	Double Chains Front and Rear	\$2,274
GROUP 5. AXLE & TIRE SELECTION- 7026		
(A) Axle Selection (Select one axle)		
C502-622	Standard Axle Kit (6 Tires)	\$2,431
C502-624	Standard Axle Kit (8 Tires)	\$3,189
C502-626	Walking Axle Kit (8 Tires)	\$3,624
C502-628	618 Walking Axle Kit (8 Tires)	\$5,189
(B) Tire Selection (Select set of tires based on axle selection)		
210-182NRWG	<i>Used Aircraft Tires 29 x 9 x 15</i>	
	6 Tires (4 Center, 2 Wing)	\$1,896
	8 Tires (4 Center, 4 Wing)	\$2,528
210-505WG	<i>Light Truck Tires 7.00 x 15 x 8 Ply</i>	
	6 Tires (4 Center, 2 Wing)	\$1,740
	8 Tires (4 Center, 4 Wing)	\$2,320
EXTRA EQUIPMENT AND OPTIONS- 7026		
	Set-up Charge- Pan Unit (Recommended)	\$550 NET
	Set-up Charge- Fixed Knives Unit (Recommended)	\$650 NET
C502-570	Cable Through Chains (for C502-500 and C502-550)	\$107
C502-920	Crop Dividers	\$234
C502-740	HYD Cooler (Factory Installed)	\$3,838
C502-745	HYD Cooler (Crated)	\$3,669
C502-780	Deck Debris Fan Kit (Factory Installed)	\$6,572
C502-790	Deck Debris Fan Kit (Crated)	\$6,385



STANDARD EQUIPMENT & SPECIFICATIONS

Cutting Width:	60"
Transport Width:	60"
Overall Width (Skid to Skid):	69 1/2"
Overall Length (Guard - Guard):	83 1/4"
Cutting Height:	1 1/2" - 12"
Hitch:	CAT 2 Std & CAT 3 Std
Blade Carrier:	Infinity - Cast
Blades:	1/2" x 4"
Blade Rotation:	Counter Clockwise
PTO HP Required (Min):	60 w/ 25% of Weight on Front Wheels
Min Tractor Weight:	5,000 lbs
Gearbox HP:	Center Deck 100 Deck 130
Tractor PTO Speed:	540 RPM 1000 RPM
Drive Type:	Mechanical
Mechanical Breakaway:	Std
Blade Tip Speed:	540 RPM 13,904 1000 RPM 14,128
Horizontal Reach (Max):	130"
Cutting Capacity (Max):	2"
Driveline Size:	CAT 4
Overload Protection:	Slip Clutch
Deck Thickness:	10 Ga
Side Skirt:	7 Ga x 9 1/8"
Range of Head Movement:	40° Up / 40° Down
Skid Shoes:	Replaceable/ Bolt on
Optional Gauge Wheel(s) (Max 3)	See Extra Equipment
Safety Guarding:	Single Chains
Weight (Approx):	1,900 lbs

MDB130

Mechanically Driven Ditch Bank Mower



Shown with optional front right gauge wheel.

ORDERING SECTION

CATALOG NUMBER	DESCRIPTION	APPROX SHIPPING WEIGHT (LBS)	LIST PRICE (\$US)
BASE UNIT - MDB130			
MDB130540	MDB130 Ditch Bank Mower, w/ Chain Guards - 540 RPM 1 3/8 6 Spline	2,150	\$10,255
MDB130100	MDB130 Ditch Bank Mower, w/ Chain Guards - 1000 RPM 1 3/8 21 Spline	2,150	\$10,255
EXTRA EQUIPMENT			
00792126	Side Mount Gauge Wheel (4" x 8" Laminated) - Front Right	75	\$560
00792140	Side Mount Gauge Wheel (4" x 8" Laminated) - Rear Right or Rear Left **For use on Serial #10058 or greater**	72	\$465
00791628	Round Pan for Infinity Carrier	70	\$235

1 YEAR MACHINE
6 YEAR GEARBOX *Warranty*

DB150

Hydraulic Ditch Bank Rotary Cutter



Unit shown with extra equipment.



DB150 Units are built to order. Contact Customer Service for Availability.

STANDARD EQUIPMENT & SPECIFICATIONS

Cutting Width:	60"
Transport Width:	119"
Overall Width (Head):	65 1/4"
Overall Length (Head):	71 3/8"
Cutting Height (Min):	1"
Hitch:	CAT 2 & 3 QH Compatible w/ Adapter kit (See Extra Equipment)
Blade Carrier:	Pan
Blades:	1/2" x 4" Updraft
Blade Rotation:	Clockwise
HP Required:	60 w/ Adequate Front Wt.
Tractor PTO Speed:	540 RPM
Oil Reservoir Capacity:	55 Gallons-Factory Filled
Max System Pressure:	3,000 PSI
Blade Tip Speed:	16,870 FPM
Horizontal Reach (Max):	158" From Center of Tractor
Extension Cylinder Stroke:	30"
Cutting Capacity (Max):	1"
Driveline Size:	CAT 4
Overload Protection:	Relief Valve
Deck Thickness:	10 Ga
Side Skirt:	10 Ga x 9 1/4"
Range of Head Movement:	85° Up / 90° Dn
Hydraulic Pump Capacity:	18.32 GPM
Skid Shoes:	Replaceable
Safety Deflectors:	Rubber Deflectors or Chain Guards
Weight (Approx):	2,140 lbs w/ Oil

ORDERING SECTION

CATALOG NUMBER	DESCRIPTION	APPROX SHIPPING WEIGHT (LBS)	LIST PRICE (\$US)
BASE UNIT - DB150			
DB156101	DB150 Ditch Bank Mower, w/ Rubber Deflectors	2,050	\$13,700
DB156501	DB150 Ditch Bank Mower, w/ Chain Guards	2,140	\$14,100
DB156701	DB150 Ditch Bank Mower, w/ Double Chain Guards	2,240	\$14,500
EXTRA EQUIPMENT			
00777523	Rear Mount Tailwheel	85	\$473
00775786	Side Mount Gauge Wheel	40	\$680
00776352	Lower Hitch Position Quick-Hitch Adapter Kit	12	\$199

1 YEAR MACHINE *Warranty*

RHINOAG

2160

Hydraulic Boom Rotary Cutter

Not Intended for Commercial Contractor Use.



Unit shown with extra equipment.

Rhino 2160 Models are built to order.
Contact Customer Service for Availability.

A Protective Cage is required for use on non-cab tractor applications and may require some tractor modifications. Order Protective Cage Kit below for all Non-Cab tractor applications.

1 YEAR MACHINE *Warranty*

STANDARD EQUIPMENT & SPECIFICATIONS	
Cutting Width:	60"
Transport Width:	113"
Overall Width (Head):	69"
Overall Length (Head):	71 3/8"
Cutting Height (Min):	1 3/4"
Support Stand:	Std
Hitch:	CAT 2 & 3 QH
Blade Carrier:	Pan
Blades:	1/2" x 4" Updraft
Blade Rotation:	Clockwise
HP Required:	110 PTO w/ Adequate Front & Side Weights
PTO Type:	540 RPM Only
Oil Reservoir Capacity:	55 Gallons Factory Filled
Max Operating Pressure:	3,000 PSI
Breakaway Pressure:	2,750 PSI
Blade Tip Speed:	16,870 FPM
Horizontal Reach (Max):	21'
Vertical Reach (Max):	22' 6"
Down Reach (Max):	11' 6"
Cutting Capacity (Max):	2"
Driveline Size:	CAT 4
Overload Protection:	Hydraulic Relief Valve
Deck Thickness:	10 Ga
Side Skirt:	10 Ga x 9 1/4"
Range of Head Movement:	190 Degrees
Hydraulic Pump Rating:	18.32 GPM
Protective Cage*:	Required for Non-Cab Tractors
Safety Deflectors:	Rubber Belting
Weight (Approx):	2,700 lbs (w/ Oil)

ORDERING SECTION

To order complete machine, select one item each from groups 1 - 2.
Order operator protective cage for non-cab tractor applications.

CATALOG NUMBER	DESCRIPTION	APPROX SHIPPING WEIGHT (LBS)	LIST PRICE (\$US)
GROUP 1. BASE UNIT - 2160			
07226054	Rhino 2160, 60" Cutter, 540 RPM	2,460	\$23,500
GROUP 2. HYDRAULIC VALVE KIT SELECTION - 2160			
00765473	Direct Connect to Tractor (Tractors w/ 4-Spool Hydraulic System)	5	\$1,100
00770017	Electro-Hydraulic Cylinder Control Valve Kit (Tractors must have mechanical levers for hydraulic activation)	40	\$3,055
OPERATOR PROTECTIVE CAGE - 2160 - REQUIRED FOR NON-CAB TRACTORS			
00765754K	Operator Protective Cage for Non-Cab Tractors	174	\$1,117
EXTRA EQUIPMENT			
00765478	Hyd. Relief Arm Kit (Required for Non-Quick Hitch Tractors to lock 3pt in place)	91	\$680
00775786	Side Mount Gauge Wheel	40	\$553

PULVERIZERS

(SINGLE ROLLER)



PVS (Spike Shanks)



PVB (Bar Shanks)

SPECIFICATIONS	PVS (Single Roller)	PVB (Single Roller)
Overall Height:	34 7/8"	34 7/8"
Overall Width:	60", 66", 72", 84"	60", 66", 72", 84"
Overall Depth:	24"	24"
Hitch:	3 pt CAT 1 & CAT 1 QH	3 pt CAT 1 & CAT 1 QH
Lower Hitch Pin Height:	15 3/8"	15 3/8"
Weight (Approx):	530 lbs (60") 560 lbs (66") 590 lbs (72") 650 lbs (84")	550 lbs (60") 580 lbs (66") 610 lbs (72") 670 lbs (84")
Type of Shanks:	Spikes (Non-Reversible)	Bars (Reversible)
Shank Size:	5/8" Square x 8"	1/2" x 2 x 12 1/2"
Number of Shanks:		
Spikes (PVS)	27 (60") 29 (66") 33 (72") 37 (84")	N/A
Bars (PVB)	N/A	21 (60") 23 (66") 25 (72") 29 (84")
Spike/Bar Spacing	4 1/4"	5 1/2"
Horse Power (2WD-4WD):	Up to 60	Up to 60
Roller Bearing Size:	1"	1"

*Note: Pulverizers are priced as complete machines and are shipped fully assembled.

ORDERING SECTION

CATALOG NUMBER	MODEL	DESCRIPTION	APPROX SHIPPING WEIGHT (LBS)	LIST PRICE (\$US)
GROUP 1. BASE UNIT - PVS & PVB				
PVS600-CY1	PVS	Pulverizer, Single Roller, 60" Wide (Spike Shanks)	530	\$1,681
PVS660-CY1		Pulverizer, Single Roller, 66" Wide (Spike Shanks)	560	\$1,837
PVS720-CY1		Pulverizer, Single Roller, 72" Wide (Spike Shanks)	590	\$2,012
PVS840-CY1		Pulverizer, Single Roller, 84" Wide (Spike Shanks)	650	\$2,398
PVB600-CY1	PVB	Pulverizer, Single Roller, 60" Wide (Bar Shanks)	550	\$1,681
PVB660-CY1		Pulverizer, Single Roller, 66" Wide (Bar Shanks)	580	\$1,837
PVB720-CY1		Pulverizer, Single Roller, 72" Wide (Bar Shanks)	610	\$2,012
PVB840-CY1		Pulverizer, Single Roller, 84" Wide (Bar Shanks)	670	\$2,398

1 YEAR MACHINE *Warranty*

RHINOAG

PULVERIZERS (DOUBLE ROLLER)

SPECIFICATIONS	PVS (Double Roller)	PVB (Double Roller)
Overall Height:	34 7/8"	34 7/8"
Overall Width:	60", 66", 72", 84"	60", 66", 72", 84"
Overall Depth:	24"	24"
Hitch:	3 pt CAT 1 & CAT 1 QH	3 pt CAT 1 & CAT 1 QH
Lower Hitch Pin Height:	15 3/8"	15 1/8"
Weight (Approx):	640 lbs (60") 680 lbs (66") 720 lbs (72") 790 lbs (84")	660 lbs (60") 700 lbs (66") 740 lbs (72") 810 lbs (84")
Type of Shanks:	Spikes (Non-Reversible)	Bars (Reversible)
Shank Size:	5/8" Square x 8"	1/2" x 2 x 12 1/2"
Number of Shanks:		
Spikes (PVS)	27 (60") 29 (66") 33 (72") 37 (84")	N/A
Bars (PVB)	N/A	21 (60") 23 (66") 25 (72") 29 (84")
Spike/Bar Spacing	4 1/4"	5 1/2"
Horse Power (2WD-4WD):	Up to 60	Up to 60
Roller Bearing Size:	1"	1"



PVS (Spike Shanks)



PVB (Bar Shanks)

*Note: Pulverizers are priced as complete machines and are shipped fully assembled.

ORDERING SECTION

CATALOG NUMBER	MODEL	DESCRIPTION	APPROX SHIPPING WEIGHT (LBS)	LIST PRICE (\$US)
GROUP 1. BASE UNIT - PVS & PVB				
PVS602-CY1	PVS	Pulverizer, Double Roller, 60" Wide (Spike Shanks)	640	\$2,123
PVS662-CY1		Pulverizer, Double Roller, 66" Wide (Spike Shanks)	680	\$2,291
PVS722-CY1		Pulverizer, Double Roller, 72" Wide (Spike Shanks)	720	\$2,594
PVS842-CY1		Pulverizer, Double Roller, 84" Wide (Spike Shanks)	790	\$3,040
PVB602-CY1	PVB	Pulverizer, Double Roller, 60" Wide (Bar Shanks)	660	\$2,123
PVB662-CY1		Pulverizer, Double Roller, 66" Wide (Bar Shanks)	700	\$2,291
PVB722-CY1		Pulverizer, Double Roller, 72" Wide (Bar Shanks)	740	\$2,594
PVB842-CY1		Pulverizer, Double Roller, 84" Wide (Bar Shanks)	810	\$3,040

PG SERIES PLUGGERS (CORE TYPE AERATOR)



The PG Series Pluggers are priced as complete machines and are shipped fully assembled.

SPECIFICATIONS	PG600	PG720
Overall Height:	39 1/4"	39 1/4"
Overall Width:	64 1/2"	76 1/2"
Overall Depth:	25"	25"
Working Width:	60"	72"
Hitch:	3 pt CAT 1 & CAT 1 QH	3 pt CAT 1 & CAT 1 QH
Lower Hitch Pin Height:	19 3/4"	19 3/4"
Weight (Approx):	350 lbs	390 lbs
Number of Hubs:	8	10
Type of Spoons:	3/4" Closed Design Hardened Spoons	
Number of Spoons:	64	80
Spoon Spacing:	8"	8"
Horse Power (2WD-4WD):	Up to 60	Up to 60
Axle Shaft Diameter:	1 1/4"	1 1/4"
Weight Rack:	Std	Std



ORDERING SECTION

CATALOG NUMBER	DESCRIPTION	APPROX SHIPPING WEIGHT (LBS)	LIST PRICE (\$US)
GROUP 1. BASE UNIT - PG			
PG600-1CY1	PG Plugger, Lift-Type, 60" Wide (8 Hubs, 64 Spoons)	350	\$2,991
PG720-1CY1	PG Plugger, Lift-Type, 72" Wide (10 Hubs, 80 Spoons)	390	\$3,389
EXTRA EQUIPMENT			
95159	Knife, Slicing (Requires 4 per Hub)		\$23

1 YEAR MACHINE *Warranty*

RHINOAG

MPG SERIES PLUGGERS (HEAVY-DUTY CORE AERATOR)

SPECIFICATIONS	MPG600	MPG720
Overall Height:	41 7/8"	41 7/8"
Overall Width:	67 1/2"	79 1/2"
Overall Depth:	25"	25"
Working Width:	60"	72"
Hitch:	3 pt CAT 1 & CAT 1 QH	3 pt CAT 1 & CAT 1 QH
Lower Hitch Pin Height:	22 3/8"	22 3/8"
Weight (Approx):	460 lbs	500 lbs
Number of Hubs:	10	12
Type of Spoons:	3/4" Closed Design Hardened Spoons	
Number of Spoons:	80	96
Spoon Spacing:	7"	7"
Horse Power (2WD-4WD):	Up to 60	Up to 60
Axle Shaft Diameter:	1 1/4"	1 1/4"
Weight Rack:	Std	Std
Parking Stand:	Std	Std

The MPG Series Pluggers are priced as complete machines and are shipped fully assembled.



ORDERING SECTION

CATALOG NUMBER	DESCRIPTION	APPROX SHIPPING WEIGHT (LBS)	LIST PRICE (\$US)
GROUP 1. BASE UNIT - MPG			
MPG600-CY1	MPG Plugger, Lift-Type, 60" Wide (10 Hubs, 80 Spoons)	460	\$3,126
MPG720-CY1	MPG Plugger, Lift-Type, 72" Wide (12 Hubs, 96 Spoons)	500	\$3,572
EXTRA EQUIPMENT			
95159	Knife, Slicing (Requires 4 per Hub)		\$23

PA SERIES

PASTURE AERATORS

SPECIFICATIONS	PA8	PA10
Tractor HP Required:	40-90	
Working Width:	86"	116"
Overall Height (w/ tines on ground):	44.25"	
Overall Width:	97.38"	127.63"
Overall Length:	136" in transport position	
Weight (Approx) (w/o added weight):	1,700 lbs	2,200 lbs
Weight Box:	Std (Welded to Frame)	Std (Welded to Frame)
Max Weight Box Capacity:	2,200 lbs (Not Supplied)	2,900 lbs (Not Supplied)
Number of Tines:	24 LH & 24 RH	32 LH & 32 RH
Tine Material:	Forged & Heat Treated Steel	
Tine Hub Spacing:	7.5"	
Tine Penetration:	Up to 8.125" depending on ground condition	
Frame Construction:	4" Square Tubing; All Welded Construction	
Hitch Type:	Heavy-Duty Pull-Type w/ Clevis Hitch - 1.25" Max Pin Dia	
Main Tongue Beam:	4" Square	
Hitch Jack:	10" Top Wind Jack - Mounted to Frame	
Rotor Tine Support Hangers:	1" x 7" Heavy-Duty Hangers	
Rotor Bearings:	Heavy-Duty Greasable Bearings	
Rotor Bearing Protection:	.375" x 3.5" Metal Housing	
Rotor Angle Adjustment:	2.5 Degrees, 5 Degrees, 7.5 Degrees	
Tire and Wheel:	9.5L x 15 8 Ply Tires on 15"- 5 Bolt Wheels	
Tine Depth Control:	Add Spacer Donuts to Cylinder Rod - Included	
Hydraulic Cylinder:	3.5" x 8"	
Transport Lock	Manual Cylinder Lock	
Rear Axle Pivot:	Greaseable	



The PA Series Pasture Aerator Units are shipped in one crate for dealer assembly.

1 YEAR MACHINE *Warranty*

RHINOAG

PA Series Continued

ORDERING SECTION				
CATALOG NUMBER		DESCRIPTION	APPROX SHIPPING WEIGHT (LBS)	LIST PRICE (\$US)
GROUP 1. BASE UNIT - PA8 & PA10				
PA8-1OR1	PA8	Pasture Aerator, 8 Ft. Wide - Rhino Orange	1,700	\$10,921
PA8-1RD3		Pasture Aerator, 8 Ft. Wide - MF Red	1,700	\$10,921
PA8-1GR1		Pasture Aerator, 8 Ft. Wide - JD Green	1,700	\$10,921
PA8-1OR2		Pasture Aerator, 8 Ft. Wide - Kubota Orange	1,700	\$10,921
PA8-1BL1		Pasture Aerator, 8 Ft. Wide - NH Blue	1,700	\$10,921
PA8-1CY1		Pasture Aerator, 8 Ft. Wide - CAT Yellow	1,700	\$10,921
PA10-1OR1	PA10	Pasture Aerator, 10 Ft. Wide - Rhino Orange	2,200	\$13,109
PA10-1RD3		Pasture Aerator, 10 Ft. Wide - MF Red	2,200	\$13,109
PA10-1GR1		Pasture Aerator, 10 Ft. Wide - JD Green	2,200	\$13,109
PA10-1OR2		Pasture Aerator, 10 Ft. Wide - Kubota Orange	2,200	\$13,109
PA10-1BL1		Pasture Aerator, 10 Ft. Wide - NH Blue	2,200	\$13,109
PA10-1CY1		Pasture Aerator, 10 Ft. Wide - CAT Yellow	2,200	\$13,109





LLR


Landscape Rakes

STANDARD EQUIPMENT & SPECIFICATIONS

Model	LLR60	LLR72	LLR84
Rake Width:	60"	72"	84"
Rake Height:	15"	15"	15"
Hitch:	CAT 1 QH	CAT 1 QH	CAT 1 QH
Max PTO HP:	35	35	35
Kingpin Diameter:	1 1/4"	1 1/4"	1 1/4"
Adjustment Type:	Manual		
Pivot:			
	Forward	5 - Up to 30 Degrees	5 - Up to 30 Degrees
	Reverse	3 - Up to 18 Degrees	3 - Up to 18 Degrees
Tine Material:	High Carbon Spring Steel	High Carbon Spring Steel	High Carbon Spring Steel
Tine Size:	5/16" x 1"	5/16" x 1"	5/16" x 1"
Tine Spacing:	1"	1"	1"
Weight (Approx):	205 lbs	225 lbs	245 lbs

ORDERING SECTION

CATALOG NUMBER	DESCRIPTION	APPROX SHIPPING WEIGHT (LBS)	LIST PRICE (\$US)
GROUP 1. BASE UNIT - LLR			
LLR60-1CY1	60 Landscape Rake - CAT Yellow	205	\$837
LLR72-1CY1	72" Landscape Rake - CAT Yellow	225	\$905
LLR84-1CY1	84" Landscape Rake - CAT Yellow	245	\$1,039
EXTRA EQUIPMENT			
50047898	Gauge Wheel Kit	20	\$295



1 YEAR MACHINE *Warranty*

RHINOAG

***PAGE LEFT BLANK
INTENTIONALLY***

New!
CBX
 Compact Box Blade

STANDARD EQUIPMENT & SPECIFICATIONS		
Model	CBX48	CBX60
Overall Height	29 1/2"	29 1/2"
Overall Width	48"	60"
Overall Depth	23 1/2"	23 1/2"
Box Depth	17 11/16"	17 11/16"
Number of Scarifiers	4	5
Number of Plow Bolts	8	10
Weight	240 lbs	280 lbs
Lower Hitch Pin Height	13 5/8"	
Cutting Edge	2 - 3/8" x 6" Bolt on, Reversible, & Replaceable	
Hitch	3 pt CAT 0 & CAT 1 Q.H.	
HP Required	24 - 40	
Side Plates	3/16"	



ORDERING SECTION			
CATALOG NUMBER	MOUNT TYPE	DESCRIPTION	LIST PRICE (\$US)
CBX48			
CBX48-1OR1	3 PT	Compact 4' Box Blade - Rhino Orange	\$769
CBX48-1GR1	3 PT	Compact 4' Box Blade - JD Green	\$769
CBX48-1OR2	3 PT	Compact 4' Box Blade - Kubota Orange	\$769
CBX48-1RD3	3 PT	Compact 4' Box Blade - MF Red	\$769
CBX48-1BL1	3 PT	Compact 4' Box Blade - NH Blue	\$769
CBX60			
CBX60-1OR1	3 PT	Compact 5' Box Blade - Rhino Orange	\$862
CBX60-1GR1	3 PT	Compact 5' Box Blade - JD Green	\$862
CBX60-1OR2	3 PT	Compact 5' Box Blade - Kubota Orange	\$862
CBX60-1RD3	3 PT	Compact 5' Box Blade - MF Red	\$862
CBX60-1BL1	3 PT	Compact 5' Box Blade - NH Blue	\$862

SBX

Medium Duty Box Blades



STANDARD EQUIPMENT & SPECIFICATIONS

Model	SBX48	SBX60	SBX65	SBX72	SBX78	SBX84
Working Width:	48"	60"	65"	72"	78"	84"
Overall Width:	49"	61"	66"	73"	78"	85"
Moldboard Height:	18"	18"	18"	18"	18"	18"
Box Depth:	24"	24"	24"	24"	24"	24"
Overall Depth:	27 1/2"	27 1/2"	27 1/2"	27 1/2"	27 1/2"	27 1/2"
Overall Height:	35 1/4"	35 1/4"	35 1/4"	35 1/4"	35 1/4"	35 1/4"
Cutting Edges:	1/2" x 6"	1/2" x 6"	1/2" x 6"	1/2" x 6"	1/2" x 6"	1/2" x 6"
Scarifier Size:	3/4" x 2 1/2"	3/4" x 2 1/2"	3/4" x 2 1/2"	3/4" x 2 1/2"	3/4" x 2 1/2"	3/4" x 2 1/2"
Number of Scarifiers:	4	5	5	6	6	6
Hitch:	CAT 1 QH	CAT 1 QH	CAT 1 QH	CAT 1 QH	CAT 1 QH	CAT QH
Max Tractor HP (2WD):	50	50	50	50	50	50
Max Tractor HP (FWA):	40	40	40	40	40	40
End Plate Thickness:	3/8"	3/8"	3/8"	3/8"	3/8"	3/8"
Weight (Approx):	430 lbs	490 lbs	510 lbs	550 lbs	580 lbs	610 lbs

ORDERING SECTION

CATALOG NUMBER	MODEL	DESCRIPTION	APPROX SHIPPING WEIGHT (LBS)	LIST PRICE (\$US)
GROUP 1. BASE UNIT - SBX				
SBX48-1OR1	SBX48	4' Blade, w/ Scarifier Shanks - Rhino Orange	430	\$927
SBX48-1GR1		4' Blade, w/ Scarifier Shanks - JD Green	430	\$927
SBX48-1OR2		4' Blade, w/ Scarifier Shanks - Kubota Orange	430	\$927
SBX48-1RD3		4' Blade, w/ Scarifier Shanks - MF Red	430	\$927
SBX48-1BL1		4' Blade, w/ Scarifier Shanks - NH Blue	430	\$927
SBX60-1OR1	SBX60	5' Blade, w/ Scarifier Shanks - Rhino Orange	490	\$1,045
SBX60-1GR1		5' Blade, w/ Scarifier Shanks - JD Green	490	\$1,045
SBX60-1OR2		5' Blade, w/ Scarifier Shanks - Kubota Orange	490	\$1,045
SBX60-1RD3		5' Blade, w/ Scarifier Shanks - MF Red	490	\$1,045
SBX60-1BL1		5' Blade, w/ Scarifier Shanks - NH Blue	490	\$1,045
SBX65-1OR1	SBX65	5' 4" Blade, w/ Scarifier Shanks - Rhino Orange	510	\$1,106
SBX65-1GR1		5' 4" Blade, w/ Scarifier Shanks - JD Green	510	\$1,106
SBX65-1OR2		5' 4" Blade, w/ Scarifier Shanks - Kubota Orange	510	\$1,106
SBX65-1RD3		5' 4" Blade, w/ Scarifier Shanks - MF Red	510	\$1,106
SBX65-1BL1		5' 4" Blade, w/ Scarifier Shanks - NH Blue	510	\$1,106



1 YEAR MACHINE *Warranty*

SBX Box Blades Continued

ORDERING SECTION				
CATALOG NUMBER	MODEL	DESCRIPTION	APPROX SHIPPING WEIGHT (LBS)	LIST PRICE (\$US)
GROUP 1. BASE UNIT - Continued - SBX				
SBX72-1OR1	SBX72	6' Blade w/ Scarifier Shanks - Rhino Orange	550	\$1,159
SBX72-1GR1		6' Blade w/ Scarifier Shanks - JD Green	550	\$1,159
SBX72-1OR2		6' Blade w/ Scarifier Shanks - Kubota Orange	550	\$1,159
SBX72-1RD3		6' Blade w/ Scarifier Shanks - MF Red	550	\$1,159
SBX72-1BL1		6' Blade w/ Scarifier Shanks - NH Blue	550	\$1,159
SBX78-1OR1	SBX78	6' 5" Blade w/ Scarifier Shanks - Rhino Orange	580	\$1,235
SBX78-1GR1		6' 5" Blade w/ Scarifier Shanks - JD Green	580	\$1,235
SBX78-1OR2		6' 5" Blade w/ Scarifier Shanks - Kubota Orange	580	\$1,235
SBX78-1RD3		6' 5" Blade w/ Scarifier Shanks - MF Red	580	\$1,235
SBX78-1BL1		6' 5" Blade w/ Scarifier Shanks - NH Blue	580	\$1,235
SBX84-1OR1	SBX84	7' Blade w/ Scarifier Shanks - Rhino Orange	610	\$1,331
SBX84-1GR1		7' Blade w/ Scarifier Shanks - JD Green	610	\$1,331
SBX84-1OR2		7' Blade w/ Scarifier Shanks - Kubota Orange	610	\$1,331
SBX84-1RD3		7' Blade w/ Scarifier Shanks - MF Red	610	\$1,331
SBX84-1BL1		7' Blade w/ Scarifier Shanks - NH Blue	610	\$1,331

SBX Box Blades are priced as complete units and are shipped fully assembled.



1 YEAR MACHINE *Warranty*

RHINOAG

MBX

Heavy-Duty Box Blades

STANDARD EQUIPMENT & SPECIFICATIONS				
Model	MBX60	MBX72	MBX84	MBX96
Working Width:	60"	72"	84"	96"
Overall Width:	61"	73"	85"	97"
Moldboard Height:	18"	18"	18"	18"
Box Depth:	21 1/2"	21 1/2"	21 1/2"	21 1/2"
Overall Depth:	27 1/2"	27 1/2"	27 1/2"	27 1/2"
Overall Height:	34"	34"	34"	34"
Cutting Edges:	1/2" x 6"	1/2" x 6"	1/2" x 6"	1/2" x 6"
Scarifier Size:	3/4" x 2 1/2"	3/4" x 2 1/2"	3/4" x 2 1/2"	3/4" x 2 1/2"
Number of Scarifiers:	5	6	6	6
Hitch:	CAT 1, 2 QH	CAT 1, 2 QH	CAT 1, 2 QH	CAT 1, 2 QH
Max Tractor HP (2WD):	65	65	65	65
Max Tractor HP (FWA):	55	55	55	55
End Plate Thickness:	3/8"	3/8"	3/8"	3/8"
Weight (Approx):	580 lbs	640 lbs	710 lbs	790 lbs

ORDERING SECTION

CATALOG NUMBER	MODEL	DESCRIPTION	APPROX SHIPPING WEIGHT (LBS)	LIST PRICE (\$US)
GROUP 1. BASE UNIT - MBX				
MBX60-1CY1	MBX60	5' HD Blade, w/ Scarifier Shanks - CAT Yellow	580	\$1,249
MBX72-1CY1	MBX72	6' HD Blade, w/ Scarifier Shanks - CAT Yellow	640	\$1,479
MBX84-1CY1	MBX84	7' HD Blade, w/ Scarifier Shanks - CAT Yellow	710	\$1,733
MBX96-1CY1	MBX96	8' HD Blade, w/ Scarifier Shanks - CAT Yellow	790	\$1,947



MBX Heavy-Duty Box Blades are priced as complete machines and are shipped fully assembled.

RO

Roll-Over Box Blades

STANDARD EQUIPMENT & SPECIFICATIONS				
Model	RO600	RO650	RO720	RO840
Working Width:	60"	65"	72"	84"
Overall Width:	61"	66"	73"	85"
Box Depth:	22 3/4"	22 3/4"	22 3/4"	22 3/4"
Overall Depth:	43"	43"	43"	43"
Overall Height:	34 1/4"	34 1/4"	34 1/4"	34 1/4"
Cutting Edges (2 Ea):	1/2" x 6"	1/2" x 6"	1/2" x 6"	1/2" x 6"
Scarifier Size:	3/4" x 2 1/2"	3/4" x 2 1/2"	3/4" x 2 1/2"	3/4" x 2 1/2"
Number of Scarifiers:	5	6	6	6
Hitch:	CAT 1 QH	CAT 1 QH	CAT 1 QH	CAT 1 QH
Max Tractor HP (2WD - 4WD):	60 - 40	60 - 40	60 - 40	60 - 40
Weight (Approx):	630 lbs	680 lbs	710 lbs	780 lbs

ORDERING SECTION			
CATALOG NUMBER	DESCRIPTION	APPROX SHIPPING WEIGHT (LBS)	LIST PRICE (\$US)
GROUP 1. BASE UNIT- RO			
RO600-1CY1	Roll-Over Box Blade, 60" - CAT Yellow	630	\$2,168
RO650-1CY1	Roll-Over Box Blade, 65" - CAT Yellow	680	\$2,356
RO720-1CY1	Roll-Over Box Blade, 72" - CAT Yellow	710	\$2,518
RO840-1CY1	Roll-Over Box Blade, 84" - CAT Yellow	780	\$2,881



1 YEAR MACHINE *Warranty*

RHINOAG

DSP

Pull-Type Dirt Scrapers



Unit shown with extra equipment.

DSP Scrapers will require dealer assembly of the tongue, tail wheels, and options.

DSP Pull-Type Dirt Scrapers can be equipped with your choice of a fixed axle or hydraulic tilt axle.

STANDARD EQUIPMENT & SPECIFICATIONS		
Model	DSP10	DSP12
Tractor HP (Min - Max):	70 - 125	70 - 125
Working Width:	120 3/16"	144 3/16"
Transport Width:	121"	145"
Moldboard Height:	18"	18"
Box Capacity:	2 1/4 CU YDS	2 3/4 CU YDS
Box Depth:	39"	39"
Max Cutting Depth:	5" Below Grade	5" Below Grade
Dump Clearance:	21"	21"
Tilt Axle:	Fixed or Hydraulic	
Max Tilt Depth to the Right:	7 5/8"	8 1/4"
Max Tilt Angle:	3 1/2 Degrees	3 1/2 Degrees
Tongue Construction:	4" x 4" Tube	4" x 4" Tube
End Plate Construction:	3/8" Plate	3/8" Plate
Cutting Edge:	1/2" x 6"	1/2" x 6"
Tires (Quantity 2):	9.5L x 15 8 Ply	9.5L x 15 8 Ply
Weight Box:	Optional	Optional
Weight (Approx):	1,645 lbs	1,700 lbs

ORDERING SECTION

CATALOG NUMBER	MODEL	DESCRIPTION	APPROX SHIPPING WEIGHT (LBS)	LIST PRICE (\$US)
GROUP 1. BASE UNIT - DSP				
DSP10-1OR1	DSP10	10' Pull-Type Dirt Scraper - Rhino Orange	1,645	\$3,123
DSP10-1GR1		10' Pull-Type Dirt Scraper - JD Green		\$3,123
DSP10-1OR2		10' Pull-Type Dirt Scraper - Kubota Orange		\$3,123
DSP10-1RD3		10' Pull-Type Dirt Scraper - MF Red		\$3,123
DSP10-1BL1		10' Pull-Type Dirt Scraper - NH Blue		\$3,123
DSP10-1CY1		10' Pull-Type Dirt Scraper - CAT Yellow		\$3,123
DSP12-1OR1	DSP12	12' Pull-Type Dirt Scraper - Rhino Orange	1,700	\$3,601
DSP12-1GR1		12' Pull-Type Dirt Scraper - JD Green		\$3,601
DSP12-1OR2		12' Pull-Type Dirt Scraper - Kubota Orange		\$3,601
DSP12-1RD3		12' Pull-Type Dirt Scraper - MF Red		\$3,601
DSP12-1BL1		12' Pull-Type Dirt Scraper - NH Blue		\$3,601
DSP12-1CY1		12' Pull-Type Dirt Scraper - CAT Yellow		\$3,601
GROUP 2. AXLE TYPE - DSP				
50072337		Fixed Gauge Wheel Bundle		\$1,596
50072336		Hydraulic Tilt Bundle		\$2,030
OPTIONAL EQUIPMENT				
50072350		Weight Box, Bolt On (No weights included)		\$298



1 YEAR MACHINE *Warranty*

GS60, GS72, GS84, HDGS84, HDGS96

STD & Heavy-Duty Grading Scrapers

STANDARD EQUIPMENT & SPECIFICATIONS					
Model	GS60	GS72	GS84	HDGS84	HDGS96
Hitch:	3 pt CAT 1 & CAT 1 QH			CAT 1 & 2 QH	CAT 1 & 2 QH
Working Width:	60"	72"	84"	84"	96"
Overall Width:	65 3/16"	77 3/16"	89 3/16"	90"	102"
Overall Height:	31 1/2"			34 7/16"	
Overall Length:	49 1/2"			54 7/16"	
Box Height:	13 3/4"			15 7/8"	
Side Panel Thickness:	3/16"			3/16"	
Front Beam Size:	4" x 4" x 5/16" Wall			4" x 4" x 3/8" Wall	
Rear Beam Size:	2 1/2" x 2 1/2" x 3/16" Wall			4" x 4" x 1/4" Wall	
Skid Shoes:	3/8" x 2 1/2" x 46 3/4" Long			1/2" x 2 1/2" x 52" Long	
Scarifier Shanks:	3 Position w/ dimpled-on hardened tips			3/4" x 2 1/2" x 19 1/8" 4 holes, heat treated plow point	
Number of Shanks:	4	6	6	6	8
Cutting Edge:	1/2" x 6" bolt-on, replaceable, reversible heat treated blades			1/2" x 6" Bolt-on, replaceable & reversible	
Cutting Edge Angle:	6 Degrees			6 Degrees	
Cutting Edge Spacing:	20 3/16"			20 5/16"	
Tractor Min HP:	50 - 2WD / 40 - FWA			90 - 2WD / 72 - 4WD	
Weight (Approx):	500 lbs	571 lbs	642 lbs	750 lbs	828 lbs



The Machines noted below are complete machines.
Rhino Grading Scrapers come in Rhino Orange color.

ORDERING SECTION

CATALOG NUMBER	MODEL	DESCRIPTION	APPROX SHIPPING WEIGHT (LBS)	LIST PRICE (\$US)
GROUP 1. BASE UNIT - STANDARD DUTY GRADER SCRAPER				
GS601000	GS60	5' Blade, w/ Scarifier Shanks	500	\$1,486
GS721000	GS72	6' Blade, w/ Scarifier Shanks	571	\$1,612
GS841000	GS84	7' Blade, w/ Scarifier Shanks	642	\$1,731

ORDERING SECTION

CATALOG NUMBER	MODEL	DESCRIPTION	APPROX SHIPPING WEIGHT (LBS)	LIST PRICE (\$US)
GROUP 1. BASE UNIT- HEAVY-DUTY GRADER SCRAPER				
HDGS8400	HDGS84	7' Blade, w/ Scarifier Shanks- Heavy-Duty	750	\$2,155
HDGS9600	HDGS96	8' Blade, w/ Scarifier Shanks- Heavy-Duty	828	\$2,501

1 YEAR MACHINE *Warranty*

RHINOAG

AP PLOW

All Purpose Plow

STANDARD EQUIPMENT & SPECIFICATIONS						
Model	AP48-3	AP60-5	AP66-5	AP66-7	AP85-7	AP85-9
Working Width:	44"	56"	62"	62"	80"	80"
Overall Width:	49 5/8"	61 5/8"	67 5/8"	67 5/8"	85 5/8"	85 5/8"
Depth:	39 3/4"					
Height:	40 3/8"					
Weight (Approx):	206 lbs	228 lbs	284 lbs	367 lbs	386 lbs	455 lbs
Type of Shanks:	Spring Loaded Auto Reset Shanks					
Number of Shanks:	3	5	5	7	7	9
Angle Iron Size:	2 1/2" x 2 1/2" x 3/8" Steel Frame					
Hole Spacing:	Easily Adjustable - 1" Hole Spacing					
Hitch:	3 pt CAT 1 & CAT 1 QH					
Points:	5/16" x 2" x 10 1/8" High Carbon Reversible					
Min PTO HP:	24	35	35	49	49	55




The AP Plows are priced as complete machines and are shipped fully assembled.

ORDERING SECTION

CATALOG NUMBER	DESCRIPTION	APPROX SHIPPING WEIGHT (LBS)	LIST PRICE (\$US)
GROUP 1. BASE UNIT - AP PLOW			
APP483-OR1	All Purpose Plow, 48", 3-Shanks	206	\$715
APP605-OR1	All Purpose Plow, 60", 5-Shanks	228	\$1,019
APP665-OR1	All Purpose Plow, 66", 5-Shanks	284	\$1,124
APP667-OR1	All Purpose Plow, 66", 7-Shanks	367	\$1,316
APP857-OR1	All Purpose Plow, 85", 7-Shanks	386	\$1,364
APP859-OR1	All Purpose Plow, 85", 9-Shanks	455	\$1,568

Spring Loaded Auto Reset Shanks With High Carbon Reversible Points



1 YEAR MACHINE *Warranty*

SUBSOILER HEAVY-DUTY

1 Shank



STANDARD EQUIPMENT & SPECIFICATIONS		
Model	SSHD1S	SSHD1L
Description:	Subsoiler Heavy-Duty 1 Shank-Short	Subsoiler Heavy-Duty 1 Shank-Long
Hitch:	3 pt CAT 1, CAT 2 & CAT 1, CAT 2 QH	
Shear Bolt Protection:	3/4" x 4" Grade 2	
Overall Width:	41"	
Overall Height:	39 1/2"	43 1/2"
Horse Power:	Approximately 35 Per Shank - Up to 85	
Weight (Approx):	261 lbs	276 lbs
Shank Size:	1 1/4" x 9 7/16" x 22 1/8"	1 1/4" x 9 7/16" x 26 1/8"
Number of Shanks:	1	
Cutting Point:	1" x 2 1/2" x 9 3/8"	
Max Cutting Depth:	19 1/8"	23 1/8"

The Heavy-Duty Subsoilers with one Shank are priced as complete machines and are shipped fully assembled.

ORDERING SECTION				
CATALOG NUMBER		DESCRIPTION	APPROX SHIPPING WEIGHT (LBS)	LIST PRICE (\$US)
GROUP 1. BASE UNIT - SSHD1S, SSHD1L				
HDSS1S-OR1	SSHD1S	HD Subsoiler, 1 Short Shank - Rhino Orange	261	\$1,108
HDSS1S-GR1		HD Subsoiler, 1 Short Shank - JD Green	261	\$1,108
HDSS1S-OR2		HD Subsoiler, 1 Short Shank - Kubota Orange	261	\$1,108
HDSS1S-RD3		HD Subsoiler, 1 Short Shank - MF Red	261	\$1,108
HDSS1S-BL1		HD Subsoiler, 1 Short Shank - NH Blue	261	\$1,108
HDSS1S-CY1		HD Subsoiler, 1 Short Shank - CAT Yellow	261	\$1,108
HDSS1L-OR1	SSDH1L	HD Subsoiler, 1 Long Shank - Rhino Orange	276	\$1,130
HDSS1L-GR1		HD Subsoiler, 1 Long Shank - JD Green	276	\$1,130
HDSS1L-OR2		HD Subsoiler, 1 Long Shank - Kubota Orange	276	\$1,130
HDSS1L-RD3		HD Subsoiler, 1 Long Shank - MF Red	276	\$1,130
HDSS1L-BL1		HD Subsoiler, 1 Long Shank - NH Blue	276	\$1,130
HDSS1L-CY1		HD Subsoiler, 1 Long Shank - CAT Yellow	276	\$1,130

1 YEAR MACHINE *Warranty*

RHINOAG

SUBSOILER HEAVY-DUTY 2 Shanks

STANDARD EQUIPMENT & SPECIFICATIONS		
Model	SSHD2S	SSHD2L
Description:	Subsoiler Heavy-Duty 2 Shank-Short	Subsoiler Heavy-Duty 2 Shank-Long
Hitch:	3 pt CAT 1, CAT 2 & CAT 1, CAT 2 QH	
Shear Bolt Protection:	3/4" x 4" Grade 2	
Overall Width:	49"	
Overall Height:	39 1/2"	43 1/2"
Horse Power:	Approx 35 Per Shank - Up to 85	
Weight (Approx):	420 lbs	450 lbs
Shank Size:	1 1/4" x 9 7/16" x 22 1/8"	1 1/4" x 9 7/16" x 26 1/8"
Number of Shanks:	2	
Cutting Point:	1" x 2 1/2" x 9 3/8"	
Max Cutting Depth:	19 1/8"	23 1/8"



The Heavy-Duty Subsoilers with two Shanks are priced as complete machines and are shipped fully assembled.

ORDERING SECTION

CATALOG NUMBER	DESCRIPTION	APPROX SHIPPING WEIGHT (LBS)	LIST PRICE (\$US)
GROUP 1. BASE UNIT - SSHD2S, SSHD2L			
HDSS2S-OR1	SSHD2S HD Subsoiler, 2 Short Shanks - Rhino Orange	420	\$2,111
HDSS2S-GR1	HD Subsoiler, 2 Short Shanks - JD Green	420	\$2,111
HDSS2S-OR2	HD Subsoiler, 2 Short Shanks - Kubota Orange	420	\$2,111
HDSS2S-RD3	HD Subsoiler, 2 Short Shanks - MF Red	420	\$2,111
HDSS2S-BL1	HD Subsoiler, 2 Short Shanks - NH Blue	420	\$2,111
HDSS2S-CY1	HD Subsoiler, 2 Short Shanks - CAT Yellow	420	\$2,111
HDSS2L-OR1	SSDH2L HD Subsoiler, 2 Long Shanks - Rhino Orange	450	\$2,133
HDSS2L-GR1	HD Subsoiler, 2 Long Shanks - JD Green	450	\$2,133
HDSS2L-OR2	HD Subsoiler, 2 Long Shanks - Kubota Orange	450	\$2,133
HDSS2L-RD3	HD Subsoiler, 2 Long Shanks - MF Red	450	\$2,133
HDSS2L-BL1	HD Subsoiler, 2 Long Shanks - NH Blue	450	\$2,133
HDSS2L-CY1	HD Subsoiler, 2 Long Shanks - CAT Yellow	450	\$2,133

SUBSOILER

STANDARD DUTY



STANDARD EQUIPMENT & SPECIFICATIONS

Model	SS1
Overall Width:	32 3/8"
Overall Height:	50"
Hitch:	3 pt CAT 1 & CAT 1 QH
Horse Power:	25 - 45
Weight (Approx):	113 lbs
Shank Size:	3/4" x 6"
Number of Shanks:	1
Cutting Point:	1/2" x 2 1/2" x 12"
Max Cutting Depth:	25 5/8"

The Standard Duty Subsoilers are priced as complete machines and are shipped fully assembled.

ORDERING SECTION

CATALOG NUMBER	DESCRIPTION	APPROX SHIPPING WEIGHT (LBS)	LIST PRICE (\$US)
GROUP 1. BASE UNIT - SD SUBSOILER			
SS1-1OR1	SD Subsoiler, 1 Shank - Rhino Orange	113	\$378
SS1-1GR1	SD Subsoiler, 1 Shank - JD Green	113	\$378
SS1-1OR2	SD Subsoiler, 1 Shank - Kubota Orange	113	\$378
SS1-1RD3	SD Subsoiler, 1 Shank - MF Red	113	\$378
SS1-1BL1	SD Subsoiler, 1 Shank - NH Blue	113	\$378
SS1-1CY1	SD Subsoiler, 1 Shank - CAT Yellow	113	\$378

1 YEAR MACHINE *Warranty*

RHINOAG

LAY OFF PLOW

Light Duty



STANDARD EQUIPMENT & SPECIFICATIONS	
Model	LP
Overall Width:	32 3/8"
Overall Height:	38"
Hitch:	3 pt CAT 1 & CAT 1 QH
Horse Power:	25 - 45
Weight (Approx):	75 lbs
Shank Size:	3/4" x 4"
Number of Shanks:	1
Cutting Point:	16" x 4.75mm

The Lay Off Plows are priced as complete machines and are shipped fully assembled.

ORDERING SECTION

CATALOG NUMBER	DESCRIPTION	APPROX SHIPPING WEIGHT (LBS)	LIST PRICE (\$US)
GROUP 1. BASE UNIT - LAY OFF PLOW			
LP-1OR1	Lay Off Plow, Light-Duty - Rhino Orange	75	\$218
LP-1GR1	Lay Off Plow, Light-Duty - JD Green	75	\$218
LP-1OR2	Lay Off Plow, Light-Duty - Kubota Orange	75	\$218
LP-1RD3	Lay Off Plow, Light-Duty - MF Red	75	\$218
LP-1BL1	Lay Off Plow, Light-Duty - NH Blue	75	\$218
LP-1CY1	Lay Off Plow, Light-Duty - CAT Yellow	75	\$218

ONE ROW CULTIVATOR



The One Row Cultivators are priced as complete machines and are shipped fully assembled.

STANDARD EQUIPMENT & SPECIFICATIONS

Model	1RCV
Width:	58"
Length:	40"
Height:	41 3/16"
Hitch:	3 pt CAT 1 & CAT 1 QH
Horse Power:	25 - 45
Weight (Approx):	171 lbs
Number of Shanks:	6
Shank Size:	3/8" x 1 3/4"
Row Widths:	Adjustable
Point Dimensions:	1.25" x 8" Reversible Curved Points
Cutting Point:	1/4" x 2 1/2" x 11"

ORDERING SECTION

CATALOG NUMBER	DESCRIPTION	APPROX SHIPPING WEIGHT (LBS)	LIST PRICE (\$US)
GROUP 1. BASE UNIT - 1RCV			
1RCV-1OR1	One Row Cultivator, Light-Duty - Rhino Orange	171	\$504
1RCV-1GR1	One Row Cultivator, Light-Duty - JD Green	171	\$504
1RCV-1OR2	One Row Cultivator, Light-Duty - Kubota Orange	171	\$504
1RCV-1RD3	One Row Cultivator, Light-Duty - MF Red	171	\$504
1RCV-1BL1	One Row Cultivator, Light-Duty - NH Blue	171	\$504
1RCV-1CY1	One Row Cultivator, Light-Duty - CAT Yellow	171	\$504
EXTRA EQUIPMENT			
50072481	Kit, Middle Tine	21	\$96

1 YEAR MACHINE *Warranty*

RHINOAG

1D, 2D, 3D

Lift-Type

Compact Disk Harrows

STANDARD EQUIPMENT & SPECIFICATIONS

Model Number	1D60		1D78		2D78		2D96		3D96		3D118	
Hitch:	3 pt CAT 1 & CAT 1 QH				3 pt CAT 1 & CAT 1 QH				C3 pt CAT 1, CAT 2 & CAT 1, CAT 2 QH			
Working Width:	60"		78"		78"		96"		96"		118"	
Recommended HP:	35				65				95			
Disc Size:	16"	18"	16"	18"	18"	20"	18"	20"	20"	22"	20"	22"
Number of Disc Blades:												
7.5" Frt & Rear	16		24		20		24		24		28	
9" Frt & Rear	12		20		16		20		20		24	
9" Frt, 7.5" Rear	14		18		18		22		22		26	
Weight (lbs):												
7.5" Frt & Rear	483	530	672	720	700	770	912	984	1186	1311	1344	1484
9" Frt & Rear	384	420	640	700	672	740	740	815	1152	1275	1246	1381
9" Frt, 7.5" Rear	490	525	535	580	695	766	858	902	1173	1299	1356	1485
Weight per Disk:												
7.5" Frt & Rear	30	33	28	30	35	39	38	41	49	55	48	53
9" Frt & Rear	32	35	32	35	42	46	37	41	58	64	52	62
9" Frt, 7.5" Rear	35	38	30	32	39	43	39	41	53	59	52	57
Bearing Hanger:	3/8" x 6" Plate, w/ Dual 1/2" U-Bolts				3/8" x 6" Plate, w/ Dual 5/8" U-Bolts				1/2" x 7" Plate, w/ Dual 5/8" U-Bolts			
Ball Bearing Type:	Self-Aligning, Sealed				Self-Aligning, Sealed				Self-Aligning, Sealed			
Disc Gang Angles:	Frt & Rear: 0, 7, 14, 21 Degrees				Frt & Rear: 0, 7, 14, 21 Degrees				Frt & Rear: 0, 7, 14, 21 Degrees			
Frame Tubes:	2" Square				2 1/2" Square				3" Square			
Gang Tube:	3" x 1 1/2"				3" x 2"				4" x 3"			
Gang Axle:	1" Square High Carbon Steel				1" Square High Carbon Steel				1 1/8" Square High Carbon Steel			

Units are shipped fully assembled.
Extra equipment will require dealer assembly.

1D60

1D Lift-Type Compact Disk Harrow Continued

ORDERING SECTION

To order complete machine, order one item each from groups 1 - 2.
Order extra equipment as needed.

CATALOG NUMBER		DESCRIPTION	LIST PRICE (\$US)
GROUP 1. BASE UNIT - 1D60			
1D60-1OR1	1D60	Disk Harrow, Lift-Type, 1D Series, 60" - Rhino Orange	\$386
1D60-1GR1		Disk Harrow, Lift-Type, 1D Series, 60" - JD Green	\$386
1D60-1OR2		Disk Harrow, Lift-Type, 1D Series, 60" - Kubota Orange	\$386
1D60-1RD3		Disk Harrow, Lift-Type, 1D Series, 60" - MF Red	\$386
1D60-1BL1		Disk Harrow, Lift-Type, 1D Series, 60" - NH Blue	\$386
1D60-1CY1		Disk Harrow, Lift-Type, 1D Series, 60" - CAT Yellow	\$386
GROUP 2. DISK GANGS - 1D60			
50072592	1D60	16" Disk Gang, 7.5" Front & Rear Spacing	\$1,243
50072593		16" Disk Gang, 9" Front & Rear Spacing	\$1,157
50072594		16" Disk Gang, 9" Front, 7.5" Rear Spacing	\$1,208
50072595		18" Disk Gang, 7.5" Front & Rear Spacing	\$1,304
50072596		18" Disk Gang, 9" Front & Rear Spacing	\$1,202
50072597		18" Disk Gang, 9" Front, 7.5" Rear Spacing	\$1,260
EXTRA EQUIPMENT			
50073441	1D60	Scraper Kit, 7.5" Front & Rear Spacing	\$452
50073442		Scraper Kit, 9" Front & Rear Spacing	\$357
50069898		Scraper Kit, 9" Front & 7.5" Rear Spacing	\$426

Unit shown with extra equipment.



1D78

1D Lift-Type Compact Disk Harrow Continued

ORDERING SECTION

To order complete machine, order one item each from groups 1 - 2.
Order extra equipment as needed.

CATALOG NUMBER		DESCRIPTION	LIST PRICE (\$US)
GROUP 1. BASE UNIT - 1D Series			
1D78-1OR1	1D78	Disk Harrow, Lift-Type, 1D Series, 78" - Rhino Orange	\$386
1D78-1GR1		Disk Harrow, Lift-Type, 1D Series, 78" - JD Green	\$386
1D78-1OR2		Disk Harrow, Lift-Type, 1D Series, 78" - Kubota Orange	\$386
1D78-1RD3		Disk Harrow, Lift-Type, 1D Series, 78" - MF Red	\$386
1D78-1BL1		Disk Harrow, Lift-Type, 1D Series, 78" - NH Blue	\$386
1D78-1CY1		Disk Harrow, Lift-Type, 1D Series, 78" - CAT Yellow	\$386
GROUP 2. DISK GANGS - 1D Series			
50072598	1D78	16" Disk Gang, 7.5" Front & Rear Spacing	\$1,351
50072599		16" Disk Gang, 9" Front & Rear Spacing	\$1,286
50072600		16" Disk Gang, 9" Front & 7.5" Rear Spacing	\$1,322
50072601		18" Disk Gang, 7.5" Front & Rear Spacing	\$1,439
50072602		18" Disk Gang, 9" Front & Rear Spacing	\$1,357
50072603		18" Disk Gang, 9" Front & 7.5" Rear Spacing	\$1,396
EXTRA EQUIPMENT			
50073443	1D78	Scraper Kit, 7.5" Front & Rear Spacing	\$527
50073444		Scraper Kit, 9" Front & Rear Spacing	\$487
50070558		Scraper Kit, 9" Front & 7.5" Rear Spacing	\$513

Handle for Easy Disk Adjustment.



2D78

2D Lift-Type Compact Disk Harrow Continued

ORDERING SECTION

To order complete machine, order one item each from groups 1 - 2.
Order extra equipment as needed.

CATALOG NUMBER		DESCRIPTION	LIST PRICE (\$US)
GROUP 1. BASE UNIT - 2D Series			
2D78-1OR1	2D78	Disk Harrow, Lift-Type, 2D Series, 78" - Rhino Orange	\$639
2D78-1GR1		Disk Harrow, Lift-Type, 2D Series, 78" - JD Green	\$639
2D78-1OR2		Disk Harrow, Lift-Type, 2D Series, 78" - Kubota Orange	\$639
2D78-1RD3		Disk Harrow, Lift-Type, 2D Series, 78" - MF Red	\$639
2D78-1BL1		Disk Harrow, Lift-Type, 2D Series, 78" - NH Blue	\$639
2D78-1CY1		Disk Harrow, Lift-Type, 2D Series, 78" - CAT Yellow	\$639
GROUP 2. DISK GANGS - 2D Series			
50072738	2D78	18" Disk Gang, 7.5" Front & Rear Spacing	\$1,605
50072739		18" Disk Gang, 9" Front & Rear Spacing	\$1,482
50072740		18" Disk Gang, 9" Front & 7.5" Rear Spacing	\$1,494
50072741		20" Disk Gang, 7.5" Front & Rear Spacing	\$1,823
50072742		20" Disk Gang, 9" Front & Rear Spacing	\$1,669
50072743		20" Disk Gang, 9" Front & 7.5" Rear Spacing	\$1,692
EXTRA EQUIPMENT			
50073445	2D78	Scraper Kit, 7.5" Front & Rear Spacing	\$575
50073446		Scraper Kit, 9" Front & Rear Spacing	\$518
50069897		Scraper Kit, 9" Front & 7.5" Rear Spacing	\$564

Unit shown with extra equipment.



2D96

*2D Lift-Type Compact Disk Harrow Continued***ORDERING SECTION**

To order complete machine, order one item each from groups 1 - 2.
Order extra equipment as needed.

CATALOG NUMBER		DESCRIPTION	LIST PRICE (\$US)
GROUP 1. BASE UNIT - 2D Series			
2D96-1OR1	2D96	Disk Harrow, Lift-Type, 2D Series, 96" - Rhino Orange	\$639
2D96-1GR1		Disk Harrow, Lift-Type, 2D Series, 96" - JD Green	\$639
2D96-1OR2		Disk Harrow, Lift-Type, 2D Series, 96" - Kubota Orange	\$639
2D96-1RD3		Disk Harrow, Lift-Type, 2D Series, 96" - MF Red	\$639
2D96-1BL1		Disk Harrow, Lift-Type, 2D Series, 96" - NH Blue	\$639
2D96-1CY1		Disk Harrow, Lift-Type, 2D Series, 96" - CAT Yellow	\$639
GROUP 2. DISK GANGS - 2D Series			
50072744	2D96	18" Disk Gang, 7.5" Front & Rear Spacing	\$1,929
50072745		18" Disk Gang, 9" Front & Rear Spacing	\$1,828
50072746		18" Disk Gang, 9" Front & 7.5" Rear Spacing	\$1,857
50072747		20" Disk Gang, 7.5" Front & Rear Spacing	\$2,278
50072748		20" Disk Gang, 9" Front & Rear Spacing	\$2,078
50072749		20" Disk Gang, 9" Front & 7.5" Rear Spacing	\$2,091
EXTRA EQUIPMENT			
50073447	2D96	Scraper Kit, 7.5" Front & Rear Spacing	\$662
50073448		Scraper Kit, 9" Front & Rear Spacing	\$599
50070559		Scraper Kit, 9" Front & 7.5" Rear Spacing	\$650

Unit shown with extra equipment.



3D Lift-Type Compact Disk Harrow Continued

3D96**ORDERING SECTION**

To order complete machine, order one item each from groups 1 - 2.
Order extra equipment as needed.

CATALOG NUMBER		DESCRIPTION	LIST PRICE (\$US)
GROUP 1. BASE UNIT - 3D Series			
3D96-1OR1	3D96	Disk Harrow, Lift-Type, 3D Series, 96" - Rhino Orange	\$1,154
3D96-1GR1		Disk Harrow, Lift-Type, 3D Series, 96" - JD Green	\$1,154
3D96-1OR2		Disk Harrow, Lift-Type, 3D Series, 96" - Kubota Orange	\$1,154
3D96-1RD3		Disk Harrow, Lift-Type, 3D Series, 96" - MF Red	\$1,154
3D96-1BL1		Disk Harrow, Lift-Type, 3D Series, 96" - NH Blue	\$1,154
3D96-1CY1		Disk Harrow, Lift-Type, 3D Series, 96" - CAT Yellow	\$1,154
GROUP 2A. DISK GANGS - 3D Series			
50072750	3D96	20" Disk Gang, 7.5" Front & Rear Spacing	\$3,088
50072751		20" Disk Gang, 9" Front & Rear Spacing	\$3,045
50072752		20" Disk Gang, 9" Front & 7.5" Rear Spacing	\$2,991
50072753		22" Disk Gang, 7.5" Front & Rear Spacing	\$3,429
50072754		22" Disk Gang, 9" Front & Rear Spacing	\$3,208
50072755		22" Disk Gang, 9" Front & 7.5" Rear Spacing	\$3,294
EXTRA EQUIPMENT			
50073447	3D96	Scraper Kit, 7.5" Front & Rear Spacing	\$662
50073448		Scraper Kit, 9" Front & Rear Spacing	\$599
50070559		Scraper Kit, 9" Front & 7.5" Rear Spacing	\$650

Unit shown with extra equipment.



3D118

*3D Lift-Type Compact Disk Harrow Continued***ORDERING SECTION**

To order complete machine, order one item each from groups 1 - 2.
Order extra equipment as needed.

CATALOG NUMBER		DESCRIPTION	LIST PRICE (\$US)
GROUP 1. BASE UNIT - 3D Series			
3D118-1OR1	3D118	Disk Harrow, Lift-Type, 3D Series, 118" - Rhino Orange	\$1,154
3D118-1GR1		Disk Harrow, Lift-Type, 3D Series, 118" - JD Green	\$1,154
3D118-1OR2		Disk Harrow, Lift-Type, 3D Series, 118" - Kubota Orange	\$1,154
3D118-1RD3		Disk Harrow, Lift-Type, 3D Series, 118" - MF Red	\$1,154
3D118-1BL1		Disk Harrow, Lift-Type, 3D Series, 118" - NH Blue	\$1,154
3D118-1CY1		Disk Harrow, Lift-Type, 3D Series, 118" - CAT Yellow	\$1,154
GROUP 2. DISK GANGS - 3D Series			
50072756	3D118	20" Disk Gang, 7.5" Front & Rear Spacing	\$3,554
50072757		20" Disk Gang, 9" Front & Rear Spacing	\$3,398
50072758		20" Disk Gang, 9" Front & 7.5" Rear Spacing	\$3,463
50072759		22" Disk Gang, 7.5" Front & Rear Spacing	\$3,952
50072760		22" Disk Gang, 9" Front & Rear Spacing	\$3,765
50072761		22" Disk Gang, 9" Front & 7.5" Rear Spacing	\$3,832
EXTRA EQUIPMENT			
50073449	3D118	Scraper Kit, 7.5" Front & Rear Spacing	\$700
50073450		Scraper Kit, 9" Front & Rear Spacing	\$646
50069896		Scraper Kit, 9" Front & 7.5" Rear Spacing	\$692



DHP

Pull-Type Compact Disk Harrows

STANDARD EQUIPMENT & SPECIFICATIONS			
Model	DHP8	DHP10	DHP12
Tractor Drawbar HP:	40 - 65	45 - 100	55 - 100
Hitch Type:	Pull-Type w/ Clevis and Hole for 1 1/4" Pin		
Approx Transport Width:	8' 10"	10' 10"	12' 4"
Max Cultivation Width:	8' 6"	10' 6"	12'
Main Frame Width:	60"	93.5"	93.5"
Weight (Approx) Per Disc:	95 - 114 lbs	84 - 98 lbs	78 - 90 lbs
Disc Blade Size & Type:	20" or 22" Notched		
Disc Spacing:	7.5", 9", or Combination		
Disc Bearing Type:	Greaseable Triple Lip Sealed Ball Bearing		
Number of Bearings:	8	12	12
Forward Gang Angle Adjustment:	15, 16.5, 18, 19.5, 21 Degrees		
Rear Gang Angle Adjustment:	12, 13.5, 15, 16.5, 18		
Hitch Frame Construction:	4" x 4" x 1/4" Tubing		
Slide Frame Construction:	4" x 3" x 1/4" Tubing		
Gang Arm Construction:	4" x 3" x 1/4" Tubing		
Gang Axles:	1 1/8" Square High Carbon Steel		
Front to Rear Leveling System:	Manual Crank Adjustment		
Depth Control:	Cylinder Stroke Control Spacers		
Hydraulic Cylinder:	3 1/2" x 8" ASABE		
Transport Tires & Wheels:	(2) - 9.5L x 15 w/ 5 - Bolt Wheels		
Parking Jack:	Standard		
Options:	Disk Scrapers, Dual Transport Wheel Kit		

Units are shipped in three crates for dealer assembly.

1 YEAR MACHINE *Warranty*

RHINOAG

DHP8 Pull-Type Compact Disk Harrow Continued

ORDERING SECTION			
To order complete machine, order one item each from groups 1 - 2. Order extra equipment as needed.			
CATALOG NUMBER		DESCRIPTION	LIST PRICE (\$US)
GROUP 1. BASE UNIT - DHP8			
DHP8-1OR1	DHP8	Disk Harrow, Pull-Type, 8' - Rhino Orange	\$5,325
DHP8-1GR1		Disk Harrow, Pull-Type, 8' - JD Green	\$5,325
DHP8-1OR2		Disk Harrow, Pull-Type, 8' - Kubota Orange	\$5,325
DHP8-1RD3		Disk Harrow, Pull-Type, 8' - MF Red	\$5,325
DHP8-1BL1		Disk Harrow, Pull-Type, 8' - NH Blue	\$5,325
DHP8-1CY1		Disk Harrow, Pull-Type, 8' - CAT Yellow	\$5,325
GROUP 2. DISK GANGS - DHP8			
50072135	DHP8	20" Disk Gang Asy, 7.5" Front & Rear Spacing	\$3,870
50072136		20" Disk Gang Asy, 9" Front & Rear Spacing	\$3,701
50072137		20" Disk Gang Asy, 9" Front & 7.5" Rear Spacing	\$3,758
50072138		22" Disk Gang Asy, 7.5" Front & Rear Spacing	\$4,098
50072139		22" Disk Gang Asy, 9" Front & Rear Spacing	\$3,924
50072140		22" Disk Gang Asy, 9" Front & 7.5" Rear Spacing	\$4,004
EXTRA EQUIPMENT			
50072310	DHP8	Scraper Kit, 7.5" Front & Rear Spacing	\$991
50072311		Scraper Kit, 9" Front & Rear Spacing	\$828
50072312		Scraper Kit, 9" Front & 7.5" Rear Spacing	\$881
50072233		Dual Wheel Transport Kit	\$764



DHP10 Pull-Type Compact Disk Harrow Continued

ORDERING SECTION			
To order complete machine, order one item each from groups 1 - 2. Order extra equipment as needed.			
CATALOG NUMBER		DESCRIPTION	LIST PRICE (\$US)
GROUP 1. BASE UNIT - DHP10			
DHP10-1OR1	DHP10	Disk Harrow, Pull-Type, 10' - Rhino Orange	\$5,382
DHP10-1GR1		Disk Harrow, Pull-Type, 10' - JD Green	\$5,382
DHP10-1OR2		Disk Harrow, Pull-Type, 10' - Kubota Orange	\$5,382
DHP10-1RD3		Disk Harrow, Pull-Type, 10' - MF Red	\$5,382
DHP10-1BL1		Disk Harrow, Pull-Type, 10' - NH Blue	\$5,382
DHP10-1CY1		Disk Harrow, Pull-Type, 10' - CAT Yellow	\$5,382
GROUP 2. DISK GANGS - DHP10			
50072141	DHP10	20" Disk Gang Asy, 7.5" Front & Rear Spacing	\$4,667
50072142		20" Disk Gang Asy, 9" Front & Rear Spacing	\$4,439
50072143		20" Disk Gang Asy, 9" Front & 7.5" Rear Spacing	\$4,598
50072144		22" Disk Gang Asy, 7.5" Front & Rear Spacing	\$4,935
50072145		22" Disk Gang Asy, 9" Front & Rear Spacing	\$4,709
50072146		22" Disk Gang Asy, 9" Front & 7.5" Rear Spacing	\$4,822
EXTRA EQUIPMENT			
50072313	DHP10	Scraper Kit, 7.5" Front & Rear Spacing	\$1,244
50072314		Scraper Kit, 9" Front & Rear Spacing	\$1,199
50072315		Scraper Kit, 9" Front & 7.5" Rear Spacing	\$1,155
50072233		Dual Wheel Transport Kit	\$764



Unit shown with extra equipment.

DHP12 Pull-Type Compact Disk Harrow Continued

ORDERING SECTION			
To order complete machine, order one item each from groups 1 - 2. Order extra equipment as needed.			
CATALOG NUMBER	DESCRIPTION		LIST PRICE (\$US)
GROUP 1. BASE UNIT - DHP12			
DHP12-1OR1	DHP12	Disk Harrow, Pull-Type, 12' - Rhino Orange	\$5,382
DHP12-1GR1		Disk Harrow, Pull-Type, 12' - JD Green	\$5,382
DHP12-1OR2		Disk Harrow, Pull-Type, 12' - Kubota Orange	\$5,382
DHP12-1RD3		Disk Harrow, Pull-Type, 12' - MF Red	\$5,382
DHP12-1BL1		Disk Harrow, Pull-Type, 12' - NH Blue	\$5,382
DHP12-1CY1		Disk Harrow, Pull-Type, 12' - CAT Yellow	\$5,382
GROUP 2. DISK GANGS - DHP12			
50072147	DHP12	20" Disk Gang Asy, 7.5" Front & Rear Spacing	\$6,279
50072148		20" Disk Gang Asy, 9" Front & Rear Spacing	\$6,054
50072149		20" Disk Gang Asy, 9" Front & 7.5" Rear Spacing	\$6,168
50072230		22" Disk Gang Asy, 7.5" Front & Rear Spacing	\$6,672
50072231		22" Disk Gang Asy, 9" Front & Rear Spacing	\$6,469
50072232		22" Disk Gang Asy, 9" Front & 7.5" Rear Spacing	\$6,558
EXTRA EQUIPMENT			
50072316	DHP12	Scraper Kit, 7.5" Front & Rear Spacing	\$1,376
50072317		Scraper Kit, 9" Front & Rear Spacing	\$1,309
50072318		Scraper Kit, 9" Front & 7.5" Rear Spacing	\$1,332
50072233		Dual Wheel Transport Kit	\$764

Unit shown with extra equipment.





FB SERIES SPREADERS



STANDARD EQUIPMENT & SPECIFICATIONS			
Model	FB659	FB1159	FB1200
Hitch:	CAT 1 Std	CAT 1 Std	CAT 1 Std
Hopper Capacity:			
Bushels	6.6	12.7	12.7
Cu Feet	8	16	16
Liters	230	450	450
Hopper Style:	Steel	Steel	Plastic
Spreader Width:			
Powdered	16' 5" - 26' 4"	16' 5" - 26' 4"	16' 5" - 26' 4"
Granular	39' 6" - 52' 8"	39' 6" - 52' 8"	39' 6" - 52' 8"
Spreading Speed:	2 - 9 MPH	2 - 9 MPH	2 - 9 MPH
Stirring Agitator:	Std	Std	Std
Max Load Capacity:	660 lbs	1,100 lbs	1,100 lbs
Tractor PTO:	540 RPM	540 RPM	540 RPM
Weight (Approx):	136 lbs	150 lbs	115 lbs

The Machines noted below are complete machines.

ORDERING SECTION			
CATALOG NUMBER	DESCRIPTION	APPROX SHIPPING WEIGHT	LIST PRICE (\$US)
GROUP 1. BASE UNIT - FB SERIES			
FB659	Seeder, 6.6 Bu Capacity, w/ Steel Hopper	136	\$733
FB1159	Seeder, 12.7 Bu Capacity, w/ Steel Hopper	150	\$819
FB1200	Seeder, 12.7 Bu Capacity, w/ Plastic Hopper	115	\$1,215

1 YEAR MACHINE *Warranty*

RHINOAG

REBEL

Rotary Tillers (Standard & Reverse)

Freight Discount when Ordered in Multiples of 3

STANDARD EQUIPMENT & SPECIFICATIONS						
	Standard			Reverse		
	REB60	REB72	REB84	REB60R	REB72R	REB84R
Tilling Width:	59"	70.5"	82.5"	59"	70.5"	82.5"
Overall Width:	66"	78"	90"	66"	78"	90"
Tilling Depth (Max)*:	7 1/2"	7 1/2"	7 1/2"	7 1/2"	7 1/2"	7 1/2"
Hitch:						
Standard	CAT 1	CAT 1	Cat 1 & 2	CAT 1	CAT 1	Cat 1 & 2
Quick Hitch	CAT 1 QH	CAT 1 QH	CAT 1 & 2 QH	CAT 1 QH	CAT 1 QH	CAT 1 & 2 QH
Knife Type:	"L"	"L"	"L"	"L"	"L"	"L"
Number of Knives:	42	54	66	42	54	66
Number of Flanges:	7	9	11	7	9	11
Recommended PTO HP (Min/Max):	25 / 45	35 / 55	45 / 65	25 / 45	35 / 55	45 / 65
Rotor Speed:	211 RPM	211 RPM	211 RPM	211 RPM	211 RPM	211 RPM
Driveline Size:	CAT 4	CAT 4	CAT 4	CAT 4	CAT 4	CAT 4
Driveline Protection:	Slip Clutch	Slip Clutch	Slip Clutch	Slip Clutch	Slip Clutch	Slip Clutch
Gearbox Housing:	Cast	Cast	Cast	Cast	Cast	Cast
End Plate Thickness:	1/2"	1/2"	1/2"	1/2"	1/2"	1/2"
Rotor/ Blade Rotation Dia:	17"	17"	17"	17"	17"	17"
Rotor Shaft Dia:	3"	3"	3"	3"	3"	3"
Rotor Drive Type:	Gear Driven	Gear Driven	Gear Driven	Gear Driven	Gear Driven	Gear Driven
Tine Rotation:	Standard	Standard	Standard	Reverse	Reverse	Reverse
Weight (Approx):	673 lbs	747 lbs	817 lbs	683 lbs	759 lbs	831 lbs

*Requires multiple passes

REB60



REB72



REB Standard Rotation

ORDERING SECTION - REBEL STANDARD ROTATION

Select tiller model from the selections below. Units are priced complete.

CATALOG NUMBER	MODEL	DESCRIPTION	APPROX SHIPPING WEIGHT (LBS)	LIST PRICE (\$US)
REB60-1OR	REB60 Standard	60" Rotary Tiller Standard Rotation - Rhino Orange	798	\$2,342
REB60-1RD	REB60 Standard	60" Rotary Tiller Standard Rotation - MF Red	798	\$2,342
REB60-1GR	REB60 Standard	60" Rotary Tiller Standard Rotation - JD Green	798	\$2,342
REB60-2OR	REB60 Standard	60" Rotary Tiller Standard Rotation - Kubota Orange	798	\$2,342
REB60-1BL	REB60 Standard	60" Rotary Tiller Standard Rotation - NH Blue	798	\$2,342
REB72-1OR	REB72 Standard	72" Rotary Tiller Standard Rotation - Rhino Orange	877	\$2,713
REB72-1RD	REB72 Standard	72" Rotary Tiller Standard Rotation - MF Red	877	\$2,713
REB72-1GR	REB72 Standard	72" Rotary Tiller Standard Rotation - JD Green	877	\$2,713
REB72-2OR	REB72 Standard	72" Rotary Tiller Standard Rotation - Kubota Orange	877	\$2,713
REB72-1BL	REB72 Standard	72" Rotary Tiller Standard Rotation - NH Blue	877	\$2,713
REB84-1OR1	REB84 Standard	84" Rotary Tiller Standard Rotation - Rhino Orange	952	\$3,194
REB84-1RD3	REB84 Standard	84" Rotary Tiller Standard Rotation - MF Red	952	\$3,194
REB84-1GR1	REB84 Standard	84" Rotary Tiller Standard Rotation - JD Green	952	\$3,194
REB84-1OR2	REB84 Standard	84" Rotary Tiller Standard Rotation - Kubota Orange	952	\$3,194
REB84-1BL1	REB84 Standard	84" Rotary Tiller Standard Rotation - NH Blue	952	\$3,194

REB Reverse Rotation

ORDERING SECTION - REBEL REVERSE ROTATION

Select tiller model from the selections below. Units are priced complete.

CATALOG NUMBER	MODEL	DESCRIPTION	APPROX SHIPPING WEIGHT (LBS)	LIST PRICE (\$US)
REB60R-1OR	REB60 Reverse	60" Rotary Tiller Reverse Rotation - Rhino Orange	808	\$2,508
REB60R-1RD	REB60 Reverse	60" Rotary Tiller Reverse Rotation - MF Red	808	\$2,508
REB60R-1GR	REB60 Reverse	60" Rotary Tiller Reverse Rotation - JD Green	808	\$2,508
REB60R-2OR	REB60 Reverse	60" Rotary Tiller Reverse Rotation - Kubota Orange	808	\$2,508
REB60R-1BL	REB60 Reverse	60" Rotary Tiller Reverse Rotation - NH Blue	808	\$2,508
REB72R-1OR	REB72 Reverse	72" Rotary Tiller Reverse Rotation - Rhino Orange	889	\$2,880
REB72R-1RD	REB72 Reverse	72" Rotary Tiller Reverse Rotation - MF Red	889	\$2,880
REB72R-1GR	REB72 Reverse	72" Rotary Tiller Reverse Rotation - JD Green	889	\$2,880
REB72R-2OR	REB72 Reverse	72" Rotary Tiller Reverse Rotation - Kubota Orange	889	\$2,880
REB72R-1BL	REB72 Reverse	72" Rotary Tiller Reverse Rotation - NH Blue	889	\$2,880
REB84R-1OR1	REB84 Reverse	84" Rotary Tiller Reverse Rotation - Rhino Orange	966	\$3,360
REB84R-1RD3	REB84 Reverse	84" Rotary Tiller Reverse Rotation - MF Red	966	\$3,360
REB84R-1GR1	REB84 Reverse	84" Rotary Tiller Reverse Rotation - JD Green	966	\$3,360
REB84R-1OR2	REB84 Reverse	84" Rotary Tiller Reverse Rotation - Kubota Orange	966	\$3,360
REB84R-1BL1	REB84 Reverse	84" Rotary Tiller Reverse Rotation - NH Blue	966	\$3,360

SRT & SRM

Rotary Tillers



STANDARD EQUIPMENT & SPECIFICATIONS			
Model	SRT48	SRM81V	SRM91V
Tilling Width:	48"	81"	91"
Overall Width:	53"	87"	96"
Tilling Depth (Max):	7"	8"	8"
Support Stand:	Std	Std	Std
Hitch:	CAT 1	CAT 1 & 2, CAT 1 QH	CAT 1 & 2, CAT 1 QH
Knife Type:	"C"	"C"	"C"
Number of Knives:	20	48	54
Number of Flanges:	5	8	9
Recommended PTO HP (Min/Max):	16 / 30	40 / 70	40 / 70
Rotor Speed (at 540 RPM):	370	185 / 208 / 235 / 266**	
Driveline Size:	CAT 3	CAT 4	CAT 4
Driveline Protection:	Slip Clutch	Slip Clutch	Slip Clutch
Housing Thickness:	4mm	4mm	4mm
End Plate Thickness:	5mm	8mm	8mm
Rotor Drive Type:	Chain	Gear	Gear
Tine Rotation:	Forward	Forward	Forward
Weight (Approx):	318 lbs	981 lbs	992 lbs
**4-Speed Gearbox			

ORDERING SECTION				
Order machine model from appropriate base machine group below. Machines noted are complete.				
CATALOG NUMBER	MODEL	DESCRIPTION	APPROX SHIPPING WEIGHT (LBS)	LIST PRICE (\$US)
SRT48001	SRT48	48" Tiller	318	\$2,405
SRM81V01	SRM81V	81" Tiller w/ 4-Speed Gearbox	981	\$7,425
SRM91V01	SRM91V	91" Tiller w/ 4-Speed Gearbox	992	\$8,000

130P, 240P, 340P, 440P

3-Point Mounted Post Hole Diggers

STANDARD EQUIPMENT & SPECIFICATIONS				
Model	130P	240P	340P	440P
Max PTO HP:	25	35	65	95
PTO Speed:	540 RPM	540 RPM	540 RPM	540 RPM
Output Shaft Diameter:	2" Round	2" Round	2" Round	2" Round
Hitch Category:	CAT 0 Std	CAT 1 Std & CAT 2 Std	CAT 1 Std & CAT 2 Std	CAT 1 Std & CAT 2 Std
Auger Diameters:	6", 9", 12"	6", 9", 12", 15", 18", 24"		
Auger Overall Length:	30"	48"	48"	48"
Driveline Protection:	Shear Bolt	Shear Bolt	Shear Bolt	Shear Bolt
Yoke Size:	1/2" x 3"	3"	3"	3"
Boom Tubing:	2 7/8"	2 7/8"	3 1/2"	3 1/2"
Down Force Kit:	N/A	Optional	Optional	Optional
Gearbox Ratio:	3:1	3:1	3.18:1	4.1:1
Weight (Approx):	149 lbs	160 lbs	206 lbs	210 lbs

ORDERING SECTION - 130P

CATALOG NUMBER	DESCRIPTION	APPROX SHIPPING WEIGHT (LBS)	LIST PRICE (\$US)
GROUP 1. BASE UNIT - 130P			
PHD13001	130P Compact Digger, 2 7/8" Boom, 25 HP Max	149	\$993
GROUP 2. AUGER - 130P			
00788402	6" Diameter x 30" Long, Std Duty, w/ Fishtail Replaceable Points		\$151
00788403	9" Diameter x 30" Long, Std Duty, w/ Fishtail Replaceable Points		\$168
00788404	12" Diameter x 30" Long, Std Duty, w/ Fishtail Replaceable Points		\$188
EXTRA EQUIPMENT			
00788401	Parking Stand, 130P		\$124

1 YEAR MACHINE *Warranty*

RHINOAG



3-Pt PHD's Continued

ORDERING SECTION - 240P/340P/440P				
CATALOG NUMBER	DESCRIPTION		APPROX SHIPPING WEIGHT (LBS)	LIST PRICE (\$US)
GROUP 1. BASE UNIT - 240P, 340P, 440P				
PHD24001	240P Standard Duty Digger, 2 7/8" Boom, 35 HP Max		160	\$1,010
PHD34001	340P Heavy-Duty Digger, 3.5" Boom, 65 HP Max		206	\$1,345
PHD44001	440P Industrial Duty Digger, 3.5" Boom, 95 HP Max		210	\$1,750
GROUP 2. AUGER - 240P, 340P, 440P				
00780367	6" Auger	Heavy-Duty w/ Aggressor Bit Point x 48" Long	42	\$278
00780368	9" Auger	Heavy-Duty w/ Aggressor Bit Point x 48" Long	57	\$329
00780369	12" Auger	Heavy-Duty w/ Aggressor Bit Point x 48" Long	64	\$345
00780370	15" Auger	Heavy-Duty w/ Aggressor Bit Point x 48" Long	77	\$410
00780371	18" Auger	Heavy-Duty w/ Aggressor Bit Point x 48" Long	82	\$490
00780372	24" Auger	Heavy-Duty w/ Aggressor Bit Point x 48" Long	109	\$573
EXTRA EQUIPMENT				
50072108	Parking Stand, 240P/340P		12	\$150
50072111	Parking Stand, 440P		13	\$163
50072109	Hydraulic Down Force Kit - 240P		26	\$600
50072110	Hydraulic Down Force Kit - 340P		46	\$600
50072112	Hydraulic Down Force Kit - 440P		46	\$586
01A01030	7" Auger Extension		4	\$219
01A01040	14" Auger Extension		7	\$279

Units shown with extra equipment.



N15, N20, N30

Planetary Drive Posthole Diggers

STANDARD EQUIPMENT & SPECIFICATIONS

Model	N15	N20	N30
Drive Type:	Planetary w/ Reversible Motor	Planetary w/ Reversible Motor	Planetary w/ Reversible Motor
Output Shaft Size:	2" Hex	2" Hex	2" Hex
Mount Types:	Skid Steer Universal, Loader Bucket, Euro Style QA	Skid Steer Universal, Loader Bucket, Euro Style QA	Skid Steer Universal, Loader Bucket, Euro Style QA
Max Auger Diameter: (HSDA: Dirt)	18"	18"	36"
Max Auger Diameter: (HRAD: Rock)	--	9"	12"
Max Output Torque:	1,419 Ft - lbs	1,777 Ft - lbs	2,632 Ft - lbs
Recommended Hyd Flow:	6 -15 GPM	10 - 20 GPM	15 - 30 GPM
Max System Pressure:	3,000 PSI	3,000 PSI	3,000 PSI
Digging Depth (w/ Std Auger):	48"	48"	48"
Drive Protection:	Hydraulic Relief Valve	Hydraulic Relief Valve	Hydraulic Relief Valve
Hydraulic Hoses:	1/2" x 108" - Included	1/2" x 108" - Included	1/2" x 108" - Included

ORDERING SECTION

CATALOG NUMBER	DESCRIPTION	APPROX SHIPPING WEIGHT (LBS)	LIST PRICE (\$US)
GROUP 1. DRIVE UNIT SELECTION - N15, N20, N30			
07720015	N15: For Systems Delivering 6-15 GPM; 1419 Ft Lbs Torque at Max Operating Pressure of 3000 PSI	130	\$1,954
07720020	N20: For Systems Delivering 10-20 GPM; 1777 Ft Lbs Torque at Max Operating Pressure of 3000 PSI	130	\$1,978
07720030	N30: For Systems Delivering 15-30 GPM; 2623 Ft Lbs Torque at Max Operating Pressure of 3000 PSI	130	\$2,144
GROUP 2. MOUNTING KIT SELECTION - N15, N20, N30			
00776622	Universal Skid Steer Quick Attach Frame (Centered)	146	\$505
00776623	Front End Loader Mounting Bracket (Requires Drilling 2 Holes in Bucket) (Hoses Not Included)	75	\$355
00785966	Universal Skid Steer Quick Attach Frame (Offset to the Right 15")	146	\$505
00785967	Euro Style Quick Attach Front End Loader Frame (Offset to the Right 15")	142	\$564

NOTES:

- N Series Diggers are Intermediate-Duty, designed for use with Tractor Front End Loaders or small Skid Steer Loaders.
- Mounting brackets with frames offset to the right are designed for use on a Tractor Front End Loader to provide visibility to the auger.
- To order a complete unit, select one item each from Groups 1 & 2. Add an Auger and any desired Extra Equipment to complete.

1 YEAR MACHINE *Warranty*

RHINOAG

N Series PHD's Continued

CATALOG NUMBER	DESCRIPTION		APPROX SHIPPING WEIGHT (LBS)	LIST PRICE (\$US)
GROUP 3A. AUGER SELECTION - N15, N20, N30 - DRIVE-IN TEETH HSDA AUGERS (SOIL, CLAY, LOOSE ROCK) (48" LONG)				
00789048	HSDA60	6" Auger w/ Drive-In Teeth	68	\$293
00789049	HSDA90	9" Auger w/ Drive-In Teeth	69	\$419
00789050	HSDA120	12" Auger w/ Drive-In Teeth	108	\$472
00789051	HSDA180	18" Auger, w/ Drive-In Teeth	159	\$710
00789052	HSDA240	24" Auger (N30 Only) w/ Drive-In Teeth	245	\$809
00789053	HSDA300	30" Auger (N30 Only) w/ Drive-In Teeth	303	\$1,156
00789054	HSDA360	36" Auger (N30 Only) w/ Drive-In Teeth	333	\$1,434
GROUP 3B. AUGER SELECTION - N15, N20, N30 - BOLT-ON TEETH HSDA AUGERS				
00776635	HSDA90	9" Auger w/ Bolt-On Teeth	69	\$419
00776636	HSDA120	12" Auger w/ Bolt-On Teeth	108	\$472
00789217	HSDA150	15" Auger w/ Bolt-On Teeth	159	\$597
00789055	HSDA954	9" x 18" Tree Auger w/ Bolt-On Teeth	136	\$767
00789056	HSDA1254	12" x 24" Tree Auger w/ Bolt-On Teeth	287	\$809
00789057	HSDA1854	18" x 36" Tree Auger (N30 Only) w/ Bolt-On Teeth	322	\$1,380
GROUP 3C. AUGER SELECTION - N15, N20, N30 - T-POST PUFF AUGER (SOIL, CLAY, COMPACTED SOIL)				
00776653	HRP 2" Auger		25	\$431
AUGER EXTENSIONS AND ADAPTERS				
00776654	24" Variable Length Auger Extension		33	\$277
00776655	48" Variable Length Auger Extension		57	\$403
00785968	2" Hex (Female) to 2" Round (Male)		15	\$227
00786085	2" Round (Female) to 2" Hex (Male) (3/4" Hole)		14	\$227
EXTRA EQUIPMENT				
00768105	Hydraulic Hose Kit for Bolt-On Bucket Mount Kit (Hoses are 25' Long)		25	\$392

H200, H300, H350

Planetary Drive Posthole Diggers

STANDARD EQUIPMENT & SPECIFICATIONS			
Model	H200	H300	H350
Drive Type:	Planetary w/ Reversible Motor	Planetary w/ Reversible Motor	Planetary w/ Reversible Motor
Output Shaft Size:	2" Hex	2" Hex	2" Hex
Mount Types:	Skid Steer Universal, Backhoe, Mini-Excavator, Front End Loader	Skid Steer Universal, Backhoe, Mini-Excavator, Front End Loader	Skid Steer Universal, Backhoe, Mini-Excavator, Front End Loader
Max Auger Dia: (HSDA: Dirt)	30"	36"	36"
Max Auger Dia: (HRAD: Rock)	24"	36"	36"
Max Output Torque:	2,008 Ft-Lbs	2,937 Ft-Lbs	3,582 Ft-Lbs
Recommended Hyd Flow:	10 - 20 GPM	15 - 30 GPM	20 - 35 GPM
Max System Pressure:	3,000 PSI	3,000 PSI	3,000 PSI
Digging Depth:	48"	48"	48"
Drive Protection:	Hyd Relief Valve	Hyd Relief Valve	Hyd Relief Valve
Hydraulic Hoses:	1/2" x 108" (Included)	1/2" x 108" (Included)	1/2" x 108" (Included)

Unit shown with extra equipment.



H Series Diggers are Heavy-Duty, designed for use with Skid Steer Loaders, Tractor Loaders Backhoes, and Mini-Excavators.

Case, Ford, JCB, John Deere, and CAT are trade names &/or registered trademarks which are the intellectual property of the entity listed or of the entity's successor(s). These names are used only to clarify the identification of skid steer loaders.

To order a complete unit, select a drive unit from Group 1, and a mounting kit from Group 2A or 2B. Add augers from Group 3A-E and any desired extra equipment as needed to complete the unit.

See instructions at the end of the Ordering Section for Backhoe or Excavator Mounting Kits that are not listed.

1 YEAR MACHINE *Warranty*

RHINOAG



H Series PHD's Continued

ORDERING SECTION			
CATALOG NUMBER	DESCRIPTION	APPROX SHIPPING WEIGHT (LBS)	LIST PRICE (\$US)
GROUP 1. DRIVE UNIT SELECTION - H200, H300, H350			
07710019	H200: For Systems Delivering 10-20 GPM; 2008 Ft. Lbs Torque at Max Operating Pressure of 3000 PSI.	211	\$2,671
07710020	H300: For Systems Delivering 15-30 GPM; 2937 Ft. Lbs Torque at Max Operating Pressure of 3000 PSI.	211	\$2,810
07710021	H350: For Systems Delivering 20-35 GPM; 3582 Ft. Lbs Torque at Max Operating Pressure of 3000 PSI.	211	\$3,047
GROUP 2A. MOUNTING KIT - SKID STEER - H200, H300, H350			
00776622	Universal Skid Steer Quick Attach Frame (Centered Hitch)	146	\$505
00776623	Front End Loader Mounting Bracket (Requires Drilling 2 Holes in Bucket) (Hoses Not Included)	75	\$355
00785966	Universal Skid Steer Quick Attach Frame (Offset to the Right 15")	146	\$505
GROUP 2B. BACKHOE AND MINI-EXCAVATOR MOUNTING KITS - H200, H300, H350 SEE INSTRUCTIONS AT END OF ORDERING SECTION			
00776624	Case 580, 580E, 580SE	32	\$350
00776625	Case 780	32	\$350
00776626	Ford CL55, 555 Series Deere 12, B, C; 410A, B, C, D; 9300, 9305, 210C, 300B, D; 310A, B, C, D, E, 500C, 510B, 510C, 510D; 610B, 610C	32	\$350
00776627	JCB 1400B, 1500, 215, 217, 214	32	\$350
00776629	Deere 9450, 9550, 401C	32	\$350
00776630	Deere 310SE, 410E	32	\$350
00776631	Cat 410, 416, 426	32	\$350
00788379	Kubota KX91	32	\$350
Mounting Kits for most Backhoe and Excavator models are available. See Instructions at the end of this Ordering Section for Backhoe or Excavator models not listed above.			
GROUP 3A. T-POST "PUFF" AUGER - H200, H300, H350 (SOLID ROCK)			
00776653	HRP 2" Auger	25	\$431



H Series PHD's Continued

ORDERING SECTION - Continued			
CATALOG NUMBER	DESCRIPTION	APPROX SHIPPING WEIGHT (LBS)	LIST PRICE (\$US)
GROUP 3B. HSDA AUGERS - H200, H300, H350 - DRIVE-IN TEETH (SOIL, CLAY, LOOSE ROCK)			
00789048	HSDA60 6" Auger w/ Drive-In Teeth	68	\$293
00789049	HSDA90 9" Auger w/ Drive-In Teeth	69	\$419
00789050	HSDA120 12" Auger w/ Drive-In Teeth	108	\$472
00789051	HSDA180 18" Auger w/ Drive-In Teeth	159	\$710
00789052	HSDA240 24" Auger w/ Drive-In Teeth	245	\$809
00789053	HSDA300 30" Auger w/ Drive-In Teeth	303	\$1,156
00789054	HSDA360 36" Auger w/ Drive-In Teeth	333	\$1,434
GROUP 3C. AUGER SELECTION - H200, H300, H350 - BOLT-ON TEETH BOLT- ON TEETH HSDA AUGERS			
00776635	HSDA90 9" Auger w/ Bolt-On Teeth	69	\$419
00776636	HSDA120 12" Auger w/ Bolt-On Teeth	108	\$472
00789217	HSDA150 15" Auger w/ Bolt-On Teeth	159	\$597
00789055	HSDA954 9" x 18" Tree Auger w/ Bolt-On Teeth	136	\$767
00789056	HSDA1254 12" x 24" Tree Auger w/ Bolt-On Teeth	287	\$809
00789057	HSDA1854 18" x 36" Tree Auger w/ Bolt-On Teeth	322	\$1,380
GROUP 3D. HSRA AUGERS - H200, H300, H350 (LOOSE ROCK, SOLID ROCK, CONCRETE)			
00776632	HSRA45 4 1/2" Auger	60	\$809
00776633	HSRA60 6" Auger	53	\$1,129
GROUP 3E. HRAD AUGERS - H200, H300, H350 (SOIL, HARD CLAY, LOOSE OR SOLID ROCK, CONCRETE)			
00776644	HRAD90 9" Auger	102	\$1,337
00776645	HRAD120 12" Auger	107	\$1,685
00776646	HRAD180 18" Auger	201	\$2,160
00776647	HRAD240 24" Auger	291	\$2,480
00776648	HRAD300 30" Auger	340	\$2,853
00776649	HRAD360 36" Auger	395	\$3,511
AUGER EXTENSIONS			
00776654	24" Variable Length Auger Extension	33	\$277
00776655	48" Variable Length Auger Extension	57	\$403
00776656	72" Variable Length Auger Extension - (Special Order Only)	80	\$542



H Series PHD's Continued

BACKHOE & EXCAVATOR MOUNTING BRACKET INFORMATION (See Section 2B for Weight and Price)			
Step 1: Choose H series digger that matches the hydraulic flow and pressure of the Backhoe or Excavator.			
Step 2: Measure the width of the Backhoe or Excavator Dipper (outer boom section) at the connection point.			
Step 3: Measure the pin diameter required to connect the digger to the Backhoe or Excavator.			
Step 4: If the Dipper Width and Pin Diameter are the same as those listed in the chart below, order the part number that corresponds. If Part number is not shown for the size you need, contact Rhino Customer Service Department with your Dipper Width and Pin Diameter information so they can determine availability.			
Dipper Width & Pin Diameters for Mount Kits Listed in Section 2B			
Part Number	Dipper Width	Pin Diameter	Typical Application
00776624	10"	1 3/4"	Case 580, 580E, 580SE
00776625	8"	2 1/2"	Case 780
00776626	8"	1 3/4"	Ford CL55, 555 Series, Deere 12, B, C, 410A, B, C, D, 9300, 9305
00776627	6 3/4"	1 3/4"	JCB 1400B, 1500, 215, 217, 214
00776629	8"	1 1/2"	Deere 9450, 9550, 401C
00776630	8"	2 3/16"	Deere 310SE, 410E
00776631	10"	2"	Cat 410, 416, 426
00788379	5 1/8"	1 9/16"	Kubota KX91



FLEXIBLE TINE HARROW® HERCULES

DISCONTINUED
CALL FOR AVAILABILITY

STANDARD EQUIPMENT & SPECIFICATIONS	
HP Requirements:	2 HP per Foot of Width
Available Widths:	Pull-Type 4' to 24'
	3-Pt Lift-Type 6' to 14'
Length:	7' 6"
Tines:	Specially Designed x 3 1/2" High Carbon Steel
Drawbar:	Heavy-Duty Tubular Steel, Complete w/ pull hitch
Assembly:	Harrow is sectionalized for easy handling Simple Hooks Fasten sections together
Storage:	Sections roll up for compact storage or can be hung on the wall
Maintenance:	No tools required, no parts to grease, oil, or tighten

Harrow Applications	
Pasture renovation; breaking up & leveling soil	Stimulate growth by tearing out thatch
Root aeration for better water infiltration and growth	Environmentally friendly grass care
Works in fertilizer to minimize effectiveness	Fine seedbed preparation
Surface leveling in race tracks or equestrian rings	Excellent for spreading manure and leveling



Unit shown with extra equipment.


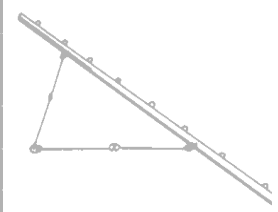
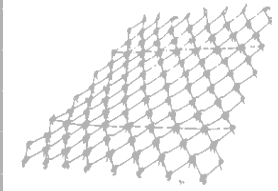
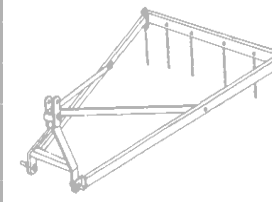
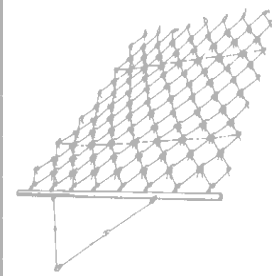


FUERST

HERCULES CONTINUED

ORDERING SECTION				
CATALOG NUMBER	Model	LENGTH (Drawbar to Rear)	APPROX SHIPPING WEIGHT (LBS)	LIST PRICE (\$US)
COMPLETE HARROWS WITH DRAWBAR AND PULL HITCH				
Models H4HD through H14HD have solid length drawbar. Models H16HD through H24HD have two component drawbars and a connector bar to pull as one unit.				
H4HD	Hercules 4' Harrow	7' 6"	137	\$460
H6HD	Hercules 6' Harrow	7' 6"	214	\$715
H8HD	Hercules 8' Harrow	7' 6"	290	\$875
H10HD	Hercules 10' Harrow	7' 6"	368	\$1,150
H12HD	Hercules 12' Harrow	7' 6"	445	\$1,330
H14HD	Hercules 14' Harrow	7' 6"	510	\$1,665
H16HD	Hercules 16' Harrow	7' 6"	592	\$2,050
H20HD	Hercules 20' Harrow	7' 6"	806	\$2,680
H24HD	Hercules 24' Harrow	7' 6"	901	\$3,060
3-POINT LIFT FOR MODELS H6HD THROUGH H14HD (FOR CAT 1 3-POINT HITCHES)				
LN6/8	Hercules 6' or 8' Lift		126	\$559
LN10	Hercules 10' Lift		135	\$625
LN12	Hercules 12' Lift		144	\$665
LN14	Hercules 14' Lift		152	\$699
HARROW SECTIONS ONLY				
HS4HD	Hercules 4' Section Only (5 Attaching Hooks)		120	\$386
HS6HD	Hercules 6' Section Only (7 Attaching Hooks)		190	\$625
HS10HD	Hercules 10' Section Only (13 Attaching Hooks)		320	\$1,035
Note: Front or Rear Half Sections are available. Contact Customer Service for pricing and availability information.				
HARROW DRAWBARS ONLY				
HD4HD	Hercules 4' Drawbar Only (5 Attaching Eyelets)		17	\$80
HD6HD	Hercules 6' Drawbar Only (8 Attaching Eyelets)		24	\$106
HD8HD	Hercules 8' Drawbar Only (10 Attaching Eyelets)		26	\$126
HD10HD	Hercules 10' Drawbar Only (13 Attaching Eyelets)		48	\$148
HD12HD	Hercules 12' Drawbar Only (15 Attaching Eyelets)		53	\$207
HD14HD	Hercules 14' Drawbar Only (18 Attaching Eyelets)		70	\$244
HARROW CONNECTIONS ONLY				
C8HD	Hercules 8' Connector Only (Connects 2 8's for 16)		60	\$308
C10HD	Hercules 10' Connector Only (Connects 2 10's for 20)		70	\$383
C12HD	Hercules 12' Connector Only (Connects 2 12's for 24)		75	\$407

DISCONTINUED
CALL FOR AVAILABILITY





35, 50, 70

Utility Rear Blades

(For Tractors 35-70 HP)

STANDARD EQUIPMENT & SPECIFICATIONS

Model	35	50	70
Moldboard Width:	5', 6', 7'	6', 7'	6', 7', 8'
Moldboard (Thickness & Height):	1/4" x 14"	5/16" x 15.5"	5/16" x 19"
Cutting Edge:	1/2" x 6" Reversible	1/2" x 6" Reversible	1/2" x 6" Reversible
Hitch:	CAT 1 QH	CAT 1 QH	CAT 1 & 2 QH
Max Tractor PTO HP:			
	2WD FWA	35 30	50 40
		70 55	
King Pin Diameter:	1 1/4" (Grade 8)	1 1/4" (Grade 8)	1 1/4" (Grade 8)
Adjustment Method:	Manual	Manual	Manual
Swing Offset (Max):	12" L or R	16" L or R	18" L or R
Pivot Angle Adjustment:			
	Forward Reverse	5 Positions - Up to 30° 3 Positions - Up to 15°	5 Positions - Up to 30° 3 Positions - Up to 15°
		5 Positions - Up to 45° 5 Positions - Up to 45°	
Moldboard Tilt (Up & Down):	15 Degrees	15 Degrees	30 Degrees
Parking Stand:	N/A	Std	Std
Weight (Approx):	5' - 280 lbs	6' - 403 lbs	6' - 510 lbs
	6' - 310 lbs	7' - 430 lbs	7' - 538 lbs
	7' - 340 lbs		8' - 572 lbs



1 YEAR MACHINE *Warranty*

RHINOAG

35 REAR BLADE

ORDERING SECTION				
CATALOG NUMBER	MODEL	DESCRIPTION	APPROX SHIPPING WEIGHT (LBS)	LIST PRICE (\$US)
GROUP 1. BASE UNIT - 35				
3505-1OR1	35-5'	5' Blade Complete - Rhino Orange	280	\$776
3505-1GR1		5' Blade Complete - JD Green		\$776
3505-1OR2		5' Blade Complete - Kubota Orange		\$776
3505-1RD3		5' Blade Complete - MF Red		\$776
3505-1BL1		5' Blade Complete - NH Blue		\$776
3505-1CY1		5' Blade Complete - CAT Yellow		\$776
3506-1OR1	35-6'	6' Blade Complete - Rhino Orange	310	\$818
3506-1GR1		6' Blade Complete - JD Green		\$818
3506-1OR2		6' Blade Complete - Kubota Orange		\$818
3506-1RD3		6' Blade Complete - MF Red		\$818
3506-1BL1		6' Blade Complete - NH Blue		\$818
3506-1CY1		6' Blade Complete - CAT Yellow		\$818
3507-1OR1	35-7'	7' Blade Complete - Rhino Orange	340	\$856
3507-1GR1		7' Blade Complete - JD Green		\$856
3507-1OR2		7' Blade Complete - Kubota Orange		\$856
3507-1RD3		7' Blade Complete - MF Red		\$856
3507-1BL1		7' Blade Complete - NH Blue		\$856
3507-1CY1		7' Blade Complete - CAT Yellow		\$856
EXTRA EQUIPMENT				
50072391	35, 50, 70	Skid Shoe Kit	30	\$293



RHINOAG

50 REAR BLADE

ORDERING SECTION				
CATALOG NUMBER	MODEL	DESCRIPTION	APPROX SHIPPING WEIGHT	LIST PRICE (\$US)
GROUP 1. BASE UNIT - 50				
5006-1OR1	50-6'	6' Blade Complete - Rhino Orange	403	\$1,042
5006-1GR1		6' Blade Complete - JD Green		\$1,042
5006-1OR2		6' Blade Complete - Kubota Orange		\$1,042
5006-1RD3		6' Blade Complete - MF Red		\$1,042
5006-1BL1		6' Blade Complete - NH Blue		\$1,042
5006-1CY1		6' Blade Complete - CAT Yellow		\$1,042
5007-1OR1	50-7'	7' Blade Complete - Rhino Orange	430	\$1,090
5007-1GR1		7' Blade Complete - JD Green		\$1,090
5007-1OR2		7' Blade Complete - Kubota Orange		\$1,090
5007-1RD3		7' Blade Complete - MF Red		\$1,090
5007-1BL1		7' Blade Complete - NH Blue		\$1,090
5007-1CY1		7' Blade Complete - CAT Yellow		\$1,090
EXTRA EQUIPMENT				
50072391	35, 50, 70	Skid Shoe Kit	30	\$293



70 REAR BLADE

ORDERING SECTION				
CATALOG NUMBER	MODEL	DESCRIPTION	APPROX SHIPPING WEIGHT (LBS)	LIST PRICE (\$US)
GROUP 1. BASE UNIT - 70				
7006-1OR1	70-6'	6' Blade Complete - Rhino Orange	510	\$1,512
7006-1GR1		6' Blade Complete - JD Green		\$1,512
7006-1OR2		6' Blade Complete - Kubota Orange		\$1,512
7006-1RD3		6' Blade Complete - MF Red		\$1,512
7006-1BL1		6' Blade Complete - NH Blue		\$1,512
7006-1CY1		6' Blade Complete - CAT Yellow		\$1,512
7007-1OR1	70-7'	7' Blade Complete - Rhino Orange	538	\$1,597
7007-1GR1		7' Blade Complete - JD Green		\$1,597
7007-1OR2		7' Blade Complete - Kubota Orange		\$1,597
7007-1RD3		7' Blade Complete - MF Red		\$1,597
7007-1BL1		7' Blade Complete - NH Blue		\$1,597
7007-1CY1		7' Blade Complete - CAT Yellow		\$1,597
7008-1OR1	70-8'	8' Blade Complete - Rhino Orange	572	\$1,700
7008-1GR1		8' Blade Complete - JD Green		\$1,700
7008-1OR2		8' Blade Complete - Kubota Orange		\$1,700
7008-1RD3		8' Blade Complete - MF Red		\$1,700
7008-1BL1		8' Blade Complete - NH Blue		\$1,700
7008-1CY1		8' Blade Complete - CAT Yellow		\$1,700
EXTRA EQUIPMENT				
50072391	35, 50, 70	Skid Shoe Kit	30	\$293
1817	70	Ratchet Assembly (for Offset Function Only)	20	\$137
50070543	70	End Plate Kit	50	\$321



850**Rear Blade****(For Tractors up to 90 PTO HP)**

Unit shown with extra equipment.

STANDARD EQUIPMENT & SPECIFICATIONS

Moldboard Width:	7', 8'
Moldboard Dimension:	5/16" x 19"
Cutting Edge:	1/2" x 6" Reversible
Support Stand:	Std
Hitch:	CAT 1 & 2 / CAT 1 & 2 QH
Max Tractor HP (PTO):	
2WD	90
FWA	70
King Pin Diameter:	3" Diameter
Adjustment Types:	Manual or Hydraulic
Swing Offset (Max):	20"
Pivot Angle:	
Forward	Up to 45 Degrees
Reverse	Up to 45 Degrees
Tilt (Up & Down):	Up to 15 Degrees
Weight (Approx):	7' - 807 lbs
	8' - 827 lbs

ORDERING SECTION

To order complete machine, select one item each from groups 1 - 4. Order extra equipment as needed.

CATALOG NUMBER	DESCRIPTION	APPROX SHIPPING WEIGHT (LBS)	LIST PRICE (\$US)
GROUP 1. BASE UNIT & MOLDBOARD - 850			
07850700	850 w/ 7' Blade	807	\$2,564
07850800	850 w/ 8' Blade	827	\$2,619
GROUP 2. BLADE SWING "OFFSET" SELECTION - 850			
00786890	Kit, Hydraulic Swing	67	\$554
00786891	Kit, Manual Swing	37	\$204
GROUP 3. BLADE PIVOT "ANGLE" SELECTION - 850			
00786890	Kit, Hydraulic Pivot	67	\$554
00786891	Kit, Manual Pivot	37	\$204
GROUP 4. MOLDBOARD TILT SELECTION - 850			
00786892	Kit, Hydraulic Tilt	52	\$486
00786893	Kit, Manual Tilt	15	\$151
EXTRA EQUIPMENT			
89290	Skid Shoes	60	\$236
95841	Hose Holder Kit	5	\$79
50070543	End Plate Kit	50	\$321

1 YEAR MACHINE *Warranty***RHINOAG**

950

REAR BLADE

(For Tractors up to 120 PTO HP)



Blades Not Warrantied on Track-Type Tractors
Unit shown with extra equipment.

STANDARD EQUIPMENT & SPECIFICATIONS	
Moldboard Width:	8', 9'
Moldboard Dimension:	3/8" x 17"
Cutting Edge:	1/2" x 6"
Support Stand:	Std
Hitch:	CAT 1 & 2 / CAT 1 & 2 QH
Max Tractor HP (PTO):	
2WD	8' 125 9' 95
FWA	8' 106 9' 81
King Pin Diameter:	3" Solid Steel
Adjustment Types:	Manual or Hydraulic
Swing Offset (Max):	30"
Pivot Angle: Forward	7 - Up to 45Degrees
Reverse	7 - Up to 45 Degrees
Tilt (Up & Down):	2 - Up to 15 Degrees
Weight (Approx):	8' - 836 lbs 9' - 876 lbs



950 Continued

ORDERING SECTION -			
To order a complete machine, order one item each from groups 1 - 4. Order special paint and extra equipment as needed.			
CATALOG NUMBER	DESCRIPTION	APPROX SHIPPING WEIGHT (LBS)	LIST PRICE (\$US)
GROUP 1. BASE UNIT & MOLDBOARD - 950			
07018950	950 w/ 8' Blade (Up to 125 PTO HP)	836	\$3,285
07019950	950 w/ 9' Blade (Up to 95 PTO HP)	876	\$3,399
GROUP 2. BLADE SWING "OFFSET" SELECTION - 950			
9150040400	Kit, Hydraulic Swing	63	\$781
00768250	Kit, Manual Swing	35	\$290
GROUP 3. BLADE PIVOT "ANGLE" SELECTION - 950			
9150040400	Kit, Hydraulic Pivot	63	\$781
00768250	Kit, Manual Pivot	35	\$290
GROUP 4. MOLDBOARD TILT SELECTION - 950			
9150040004	Kit, Hydraulic Tilt	33	\$529
00768270	Kit, Manual Tilt	22	\$252
SPECIAL PAINT COLOR SELECTION - RHINO ORANGE IS STANDARD			
00787653	JD Green		\$150
00787654	Kubota Orange		\$150
00787655	Case IH Red		\$150
00787656	MF Red		\$150
00787657	NH Blue		\$150
EXTRA EQUIPMENT			
0591240000	End Plates	65	\$276
00768242	Skid Shoes	30	\$355
00768321	Gauge Wheel w/ Cylinder (for S/N 14001 & higher)	112	\$941
00768493	Gauge Wheel w/ Ratchet Lift Screw	143	\$691
REPLACEMENT ITEMS (See Note)			
NOTE: The following items are listed for reference only and are available through Rhino Service Parts. See Alamo Ag E-Commerce site (www.alamoag.com) for latest price and terms information.			
PART NUMBER	DESCRIPTION	QUANTITY REQUIRED	
0691700000	Open Center Three-Spool Valve		
00759684	Valve Mtg Kit (Hoses, Shield, Footings)		
0781300000	Selector Valve		

1 YEAR MACHINE *Warranty*

RHINOAG

New! 9' Moldboard
Option Available

1540

REAR BLADE

(For Tractors up to 190 PTO HP)


STANDARD EQUIPMENT & SPECIFICATIONS

Moldboard Width:	8', 9', 10'
Moldboard Dimension:	1/2" X 18"
Cutting Edge:	1/2" X 6"
Support Stand:	Std
Hitch:	CAT 2 & 3 / CAT 2 & 3 QH
Max Tractor HP (PTO):	
2WD	8' MB - 190 9' MB - 175 10' MB - 160
FWA	8' MB - 162 9' MB - 149 10' MB - 136
King Pin Diameter:	4" Solid Steel
Adjustment Types:	Manual or Hydraulic
Swing Offset (Max):	37"
Pivot angle:	
Forward	7 - Up to 45 Degrees
Reverse	7 - Up to 45 Degrees
Tilt (Up & Down):	2 - Up to 15 Degrees
No-Wrench Adjustments:	26
Weight (Approx):	8' MB - 1,712 lbs
	9' MB - 1,796 lbs
	10' MB - 1,880 lbs



Unit shown with optional gauge wheels.

Not eligible for warranty consideration if used on a track type tractor.





1540 Continued

ORDERING SECTION

To order a complete machine, order one item each from groups 1 - 4.
Order special paint and extra equipment as needed.

CATALOG NUMBER	DESCRIPTION	APPROX SHIPPING WEIGHT (LBS)	LIST PRICE (\$US)
GROUP 1. BASE UNIT & MOLDBOARD - 1540			
07081540	1540 w/ 8' Blade	1,339	\$4,750
<i>New</i> 07091540	1540 w/ 9' Blade	1,389	\$4,863
07101540	1540 w/ 10' Blade	1,459	\$4,975
GROUP 2. BLADE SWING "OFFSET" SELECTION - 1540			
9150040400	Kit, Hydraulic Swing	63	\$781
B69115A	Kit, Manual Swing	45	\$305
GROUP 3. BLADE PIVOT "ANGLE" SELECTION - 1540			
9150040400	Kit, Hydraulic Pivot	63	\$781
B69115A	Kit, Manual Pivot	45	\$305
GROUP 4. MOLDBOARD TILT SELECTION -1540			
9150040004	Kit, Hydraulic Tilt	33	\$529
B69116B	Kit, Manual Tilt	22	\$305
SPECIAL PAINT COLOR SELECTION - RHINO ORANGE IS STANDARD			
00787653	JD Green		\$150
00787654	Kubota Orange		\$150
00787655	Case IH Red		\$150
00787656	MF Red		\$150
00787657	NH Blue		\$150
EXTRA EQUIPMENT			
0691360000	End Plates	58	\$335
00768242	Skid Shoes	30	\$355
9150052411	Dual Gauge Wheels w/ Hydraulics	354	\$1,659
REPLACEMENT ITEMS (SEE NOTE)			
NOTE: The following items are listed for reference only and are available through Rhino Service Parts. See Rhino Parts E-Commerce site (www.rhinoparts.com) for latest price and terms information.			
PART NUMBER	DESCRIPTION	QUANTITY REQUIRED	
0691700000	Open Center Three-Spool Valve	1	
00759684	Valve Mtg Kit (Hoses, Shield, Footings)	1	
0781300000	Selector Valve	1	

2500, 3500

REAR BLADE

(For Tractors up to 300 PTO HP)

STANDARD EQUIPMENT & SPECIFICATIONS

Model	2500	3500
Moldboard Width:	8', 10', 12'	12', 14'
Moldboard Dimension:	1/2" x 20"	1/2" x 20"
Cutting Edge:	1/2" x 6"	1/2" x 6"
Support Stand:	Std	Std
Hitch:	CAT 2 & 3 / CAT 2 & 3 QH	CAT 3 & 4 / CAT 3 & 4 QH
Max Tractor HP (PTO):		
2WD	8' - 50 10' - 225	
FWD	12' - 175 8' - 220 10' - 200 12' - 160	12' - 300 14' - 250
King Pin Diameter:	4 1/2" Steel Bar	5" Steel Bar
Adjustment Types:	Hydraulic	Hydraulic
Swing Offset (Max):	46"	50"
Pivot Angle: Forward	Up to 45 Degrees	Up to 45 Degrees
Reverse	Up to 45 Degrees	Up to 45 Degrees
Tilt (Up & Down):	Up to 15 Degrees	Up to 15 Degrees
Weight (Approx):	8' - 2,120 lbs 10' - 2,260 lbs 12' - 2,400 lbs	12' - 3,463 lbs 14' - 3,603 lbs



Unit shown with extra equipment.



Blades NOT warrantied on Track-Type Tractors.



2500/3500 Continued

ORDERING SECTION

To order a complete machine, order one item each from group 1.
Order special paint and extra equipment as needed.

CATALOG NUMBER	DESCRIPTION	APPROX SHIPPING WEIGHT (LBS)	LIST PRICE (\$US)
GROUP 1. BASE UNIT & MOLDBOARD			
07250008	2500 w/ 8' Moldboard	2,120	\$9,515
07250010	2500 w/ 10' Moldboard	2,260	\$9,769
07250012	2500 w/ 12' Moldboard	2,400	\$10,162
07123500	3500 w/ 12' Moldboard	3,463	\$15,465
07143500	3500 w/ 14' Moldboard	3,603	\$15,850
SPECIAL PAINT COLOR SELECTION - RHINO ORANGE IS STANDARD			
00787653	JD Green		\$150
00787654	Kubota Orange		\$150
00787655	Case IH Red		\$150
00787656	MF Red		\$150
00787657	NH Blue		\$150
EXTRA EQUIPMENT			
0691360000	End Plates	58	\$335
00768242	Skid Shoes	30	\$355
00761806	Dual Gauge Wheels w/ Hydraulics	421	\$1,999
REPLACEMENT ITEMS (SEE NOTE)			
NOTE: The following items are listed for reference only and are available through Rhino Service Parts. See Alamo Ag E-Commerce site (www.alamoag.com) for latest price and terms information.			
PART NUMBER	DESCRIPTION	QUANTITY REQUIRED	
0691700000	Open Center Three-Spool Valve	1	
00759684	Valve Mtg Kit (Hoses, Shield, Footings)	1	
0781300000	Selector Valve	1	

TEDDERS

STANDARD EQUIPMENT & SPECIFICATIONS

Model:	PT207	PT405	PT405H	PT419H	PT625H
Working Width:	10'	17' 1"	17' 1"	19'	25' 7"
Approx Transport Width:	10'	10'	10'	11'	9' 6"
Approx Transport Height:	N/A	N/A	N/A	N/A	13' 10"
Working Speed:	5 - 10 MPH	5 - 10 MPH	5 - 10 MPH	5 - 10 MPH	5 - 10 MPH
Min HP Required:	15	22	22	25	50
Number of Rotors:	2	4	4	4	6
Number of Arms:	12	24	24	24	36
Number of Double Tines:	12	24	24	24	36
Tire Size:	16x6.50-8	16x6.50-8	16x6.50-8	16x6.50-8	16x6.50-8 (Working Tires) 205/70/15 (Transport Tires)
Number of Tires:	2	4	4	4	8 (Working Tires) 2 (Transport Tires)
Fold:	N/A	Manual	Hydraulic	Hydraulic	Hydraulic
PTO Type:	540 RPM	540 RPM	540 RPM	540 RPM	540 RPM
Drive Protection:	Slip Clutch	Slip Clutch	Slip Clutch	Slip Clutch	Slip Clutch
Weight (Approx):	385 lbs	830 lbs	850 lbs	1,225 lbs	2,470 lbs

ORDERING SECTION

CATALOG NUMBER	DESCRIPTION	APPROX SHIPPING WEIGHT (LBS)	LIST PRICE (\$US)
GROUP 1. BASE UNITS - TEDDERS			
3670001	PT207 10' Pull-Type Tedder (Order in multiples of 2 only)	385	\$2,869
3670005	PT405 17' Spring Assist Manual Folding Pull-Type Tedder	830	\$6,359
3670006	PT405H 17' Hydraulic Folding Pull-Type Tedder	850	\$7,350
3670008	PT419H 19' Hydraulic Folding Pull-Type Tedder	1,225	\$8,215
3670009	PT625H 25' Hydraulic Folding Pull-Type Tedder	2,470	\$18,999
EXTRA EQUIPMENT			
3670402	PT405H, PT419H Hydraulic Tilt Rotor Kit (Allows controlling tilt of rotor without leaving tractor)		\$799



RHINOAG

1 YEAR MACHINE *Warranty*

PATRIOT (RHP)

PULL-TYPE WHEEL RAKES

STANDARD EQUIPMENT & SPECIFICATIONS

Model	RHP8	RHP10	RHP12
Number of Rake Wheels:	8	10	12
Transport Width:	11' 0"	11' 4"	11' 6"
Min Working Width:	16' 9"	17' 8"	19' 9"
Max Working Width:	19'	20' 8"	24' 2"
Min Windrow Width:	32" depending on crop conditions		
Max Windrow Width:	83" depending on crop conditions		
Tire Size:	205/75/15		
Min HP Required:	30	30	50
Approx Weight:	1,950 lbs	2,100 lbs	2,450 lbs

Freight Charge of \$482 will be assessed for each Patriot Rake.

ORDERING SECTION

CATALOG NUMBER	MODEL	DESCRIPTION	APPROX SHIPPING WEIGHT (LBS)	LIST PRICE (\$US)
GROUP 1. BASE UNIT - RHP				
RHP8		Patriot 8 - Wheel Rake Complete	1,950	\$6,813
RHP10		Patriot 10 - Wheel Rake Complete	2,100	\$8,360
RHP12		Patriot 12 - Wheel Rake Complete	2,450	\$9,492
EXTRA EQUIPMENT				
50074095		Center Kicker Wheel Kit		\$750
3666777		55" Solid Wheel Cover (Price shown is "per wheel)		\$40
50074270		10 - Wheel Conversion Kit (Converts 8 wheel to a 10 wheel)		\$1,532
50074271		12 - Wheel Conversion Kit (Converts 8 wheel to a 12 wheel)		\$2,654



1 YEAR MACHINE *Warranty*

RHINOAG

VR

PULL-TYPE WHEEL RAKES



Unit shown with extra equipment.

STANDARD EQUIPMENT & SPECIFICATIONS			
Model	VR8	VR10	VR12
Number of Rake Wheels:	8	10	12
Adjustable Windrow Width (Min):	3'	3'	3'
Adjustable Windrow Width (Max):	6' 7"	6' 7"	6' 7"
Tire Size:	205 - 75/15	205 - 75/15	205 - 75/15
Min Working Width:	16' 4"	19'	21' 8"
Transport Width:	8' 5"	8' 5"	8' 5"
Min HP Required:	30	30	50
Weight (Approx):	1,675	1,875	2,115

ORDERING SECTION

CATALOG NUMBER	MODEL	DESCRIPTION	APPROX SHIPPING WEIGHT (LBS)	LIST PRICE (\$US)
GROUP 1. BASE UNIT - VR				
VR080100	VR8	8 Wheel V-Type Rake Complete	1,675	\$7,199
VR100100	VR10	10 Wheel V-Type Rake Complete	1,875	\$7,999
VR120100	VR12	12 Wheel V-Type Rake Complete	2,115	\$8,899
Extra Equipment				
3690405	All	Center Wheel Kit for VR Rake		\$799
3690414	VR8/10	Hydraulic Windrow Adjustment Kit		\$979
3690415	VR12	Hydraulic Windrow Adjustment Kit		\$999
3666777	All	55" Solid Wheel Cover (Price shown is "per wheel")		\$40



VRX

PULL-TYPE WHEEL RAKES



Unit shown with extra equipment.

STANDARD EQUIPMENT & SPECIFICATIONS

Model	VRX12	VRX14
Number of Rake Wheels:	12	14
Adjustable Windrow Width (Min):	3'	3'
Adjustable Windrow Width (Max):	6' 7"	6' 7"
Tire Size:	205 - 75/15	205 - 75/15
Min Working Width:	22'	24' 11"
Max Working Width:	25' 1"	28'
Transport Width:	9' 2"	9' 2"
Min HP Required:	50	60
Weight (Approx):	2,670 lbs	2,955 lbs

ORDERING SECTION

CATALOG NUMBER	DESCRIPTION	APPROX SHIPPING WEIGHT (LBS)	LIST PRICE (\$US)
GROUP 1. BASE UNIT - VRX			
VRX1255	VRX12 Rake w/ 55" Wheels, 7mm Tines	2,670	\$11,039
VRX1260	VRX12 Rake w/ 60" Wheels, 7.5mm Tines	2,720	\$11,389
VRX1455	VRX14 Rake w/ 55" Wheels, 7mm Tines	2,955	\$11,999
VRX1460	VRX14 Rake w/ 60" Wheels, 7.5mm Tines	3,015	\$12,349
Extra Equipment			
3660446	Center Wheel Kit for VRX Rake		\$799
3666777	55" Solid Wheel Cover (Price shown is "per wheel")		\$40
3666779	60" Solid Wheel Cover (Price shown is "per wheel")		\$48



The actuator selector makes it possible to quickly adjust the working width and windrow width from the tractor seat.



1 YEAR MACHINE *Warranty*

RHINOAG

REVOLUTION DUAL-FOLD (RDF)

HEAVY-DUTY
PULL-TYPE
WHEEL RAKES

STANDARD EQUIPMENT & SPECIFICATIONS			
Model	RDF12	RDF14	RDF16
Number of Rake Wheels:	12	14	16
Size of Rake Wheels:	55" or 60"	55" or 60"	55" or 60"
Tine Diameter:	55" 7mm 60" 7.5mm	7mm 7.5mm	7mm 7.5mm
Number of Tines Per Wheel:	40	40	40
Man Adjustable Windrow:	3' - 6'	3' - 6'	3' - 6'
Working Width:	25'	28' 6"	30' 10"
Operating Speed (MPH):	5-14	5-14	5-14
Min HP Required:	30	40	40
Tire Size:	205/75/15	205/75/15	205/75/15
Number of Tires:	4	6	6
Transport Width:	8' 4"	8' 4"	8' 4"
Transport Length:	24' 8"	32' 8"	32' 8"
Transport Height:	6' 4"	6' 4"	6' 4"
Light Kit & Safety Tow Chain:	Std	Std	Std



Unit shown with extra equipment.



Center wheel kit shown.

ORDERING SECTION

CATALOG NUMBER	MODEL	DESCRIPTION	APPROX SHIPPING WEIGHT (LBS)	LIST PRICE (\$US)
RDF12				
RDF1255	RDF12 Dual-Fold Rake w/ 12 - 55" Rake Wheels		3,864	\$15,200
RDF1260	RDF12 Dual-Fold Rake w/ 12 - 60" Rake Wheels		3,900	\$15,500
RDF14				
RDF1455	RDF14 Dual-Fold Rake w/ 14 - 55" Rake Wheels		5,048	\$18,200
RDF1460	RDF14 Dual-Fold Rake w/ 14 - 60" Rake Wheels		5,090	\$18,600
RDF16				
RDF1655	RDF16 Dual-Fold Rake w/ 16 - 55" Rake Wheels		5,282	\$19,050
RDF1660	RDF16 Dual-Fold Rake w/ 16 - 60" Rake Wheels		5,330	\$19,500
EXTRA EQUIPMENT				
3660440	Hydraulic Dual Center Kicker Wheel Kit RDF12, RDF14, RDF16			\$2,250
3660445	Transport Wheel Kit (Converts RDF12 from 4 to 6 wheels)			\$1,550
3660441	Rear Walking Tandem Wheel Kit (Added stability on uneven terrain)			\$1,610
3660442	Single Side Opening Kit (One sided raking)			\$1,125
3660443	Rear Hydraulic Opening Kit (RDF12 Windrow Adjustment)			\$1,640
3660444	Rear Hydraulic Opening Kit (RDF14/RDF16 Windrow Adjustment)			\$1,660
	RDF1455 to RDF1655 Rake Conversion Kit			
	RDF1460 to RDF1660 Rake Conversion Kit			
3666778	Solid Wheel Cover for 44" Dual Center Kicker Wheel (Price Shown is "per wheel")			\$29
3666777	55" Solid Wheel Cover (Price shown is "per wheel")			\$40
3666779	60" Solid Wheel Cover (Price shown is "per wheel")			\$48

Coming Soon!



1 YEAR MACHINE *Warranty*

New! PBU

Bale Unroller

STANDARD EQUIPMENT & SPECIFICATIONS

Model	BALE UNROLLER
Overall Height	25.56"
Overall Width	69.5"
Overall Length	66.16"
Hitch Type	STD, Q.H., CAT 1, CAT 2
Frame Tube Size	4" x 4" x 5/16"
Weight	326 lbs
Max Capacity	2000 lbs
HP Required	25 - 65
Bale Size	4' - 5' wide, up to 6' diameter
Cylinder Size	2 1/2" x 8"



ORDERING SECTION

CATALOG NUMBER	MOUNT TYPE	DESCRIPTION	LIST PRICE (\$US)
BALE UNROLLER			
3PBU-1OR1	3 PT	Bale Unroller - Rhino Orange	\$1,390
3PBU-1GR1	3 PT	Bale Unroller - JD Green	\$1,390
3PBU-1OR2	3 PT	Bale Unroller - Kubota Orange	\$1,390
3PBU-1RD3	3 PT	Bale Unroller - MF Red	\$1,390
3PBU-1BL1	3 PT	Bale Unroller - NH Blue	\$1,390
3PBU-1BK1	3 PT	Bale Unroller - Black	\$1,390



New!

Bale Spears

STANDARD EQUIPMENT & SPECIFICATIONS

Model	PBS1	PBS2	BS1	BS2
Overall Height	25 3/4"	25 3/4"	21 3/16"	30"
Overall Width	26"	39"	45 5/16"	45 5/16"
Overall Depth	51"	51 3/4"	51"	51"
Spear Size	1.78"	1.78"	1.78"	1.78"
Usuable Spear Length	42 1/2"	42 1/2"	42 1/2"	42 1/2"
Weight	85 lbs	97 lbs	145 lbs	305 lbs
Spear Capacity	3500 Lbs @ 23 1/2"			
Attachment Method	3 Pt. Lift	3 Pt Lift	Skid Steer, Euro, or JD (John Deere Series 300, 400 & 500)	

ORDERING SECTION

CATALOG NUMBER	MOUNT TYPE	DESCRIPTION	LIST PRICE (\$US)
PBS			
3PBS1-1BK1	3-PT, CAT 1	Single Probe Bale Spear - Black	\$347
3PBS2-1BK1	3-PT, CAT 1 & 2	Single Probe Bale Spear - Black	\$388
BS1			
BS1SS-1BK1	Skid Steer	Bale Spear - Black	\$638
BS1E-1BK1	Euro	Bale Spear - Black	\$719
BS1JD-1GR1	JD	Bale Spear - JD Green	\$699
BS2			
BS2SS-1BK1	Skid Steer	Dual Bale Spear - Black	\$748
BS2E-1BK1	Euro	Dual Bale Spear - Black	\$812
BS2JD-1GR1	JD	Dual Bale Spear - JD Green	\$800



New! **AGR**
UTILITY GRAPPLE

STANDARD EQUIPMENT & SPECIFICATIONS		
Model	AGR60	AGR72
Overall Depth	25" (closed)	25" (closed)
Overall Height	37 3/4"	37 3/4"
Overall Width	5'	6'
Useable Open Height	31"	31"
Useable Width (Inside End Plates)	5'	6'
Weight	372 lbs	409 lbs
Number of Teeth	5	5
Attachment Method	Universal Skid Steer Quick Attach, Euro or JD Mount (John Deere Series 300, 400 & 500)	
Max Tractor HP	40	40



AGR Continued

ORDERING SECTION				
CATALOG NUMBER	MODEL	MOUNT TYPE	DESCRIPTION	LIST PRICE (\$US)
AGR60				
AGR60SS-1OR1	AGR60	Skid Steer	AGR Series Grapple - Rhino Orange	\$1,831
AGR60SS-1RD3	AGR60	Skid Steer	AGR Series Grapple - MF Red	\$1,831
AGR60SS-1BK1	AGR60	Skid Steer	AGR Series Grapple - Black	\$1,831
AGR60SS-1GR1	AGR60	Skid Steer	AGR Series Grapple - JD Green	\$1,831
AGR60E-1OR1	AGR60	Euro	AGR Series Grapple - Rhino Orange	\$1,923
AGR60E-1RD3	AGR60	Euro	AGR Series Grapple - MF Red	\$1,923
AGR60E-1BK1	AGR60	Euro	AGR Series Grapple - Black	\$1,923
AGR60E-1GR1	AGR60	Euro	AGR Series Grapple - JD Green	\$1,923
AGR60JD-1GR1	AGR60	JD	AGR Series Grapple - JD Mount (John Deere Series 300, 400, & 500)	\$1,888
CATALOG NUMBER	MODEL	MOUNT TYPE	DESCRIPTION	LIST PRICE (\$US)
AGR72				
AGR72SS-1OR1	AGR72	Skid Steer	AGR Series Grapple - Rhino Orange	\$2,045
AGR72SS-1RD3	AGR72	Skid Steer	AGR Series Grapple - MF Red	\$2,045
AGR72SS-1BK1	AGR72	Skid Steer	AGR Series Grapple - Black	\$2,045
AGR72SS-1GR1	AGR72	Skid Steer	AGR Series Grapple - JD Green	\$2,045
AGR72E-1OR1	AGR72	Euro	AGR Series Grapple - Rhino Orange	\$2,135
AGR72E-1RD3	AGR72	Euro	AGR Series Grapple - MF Red	\$2,135
AGR72E-1BK1	AGR72	Euro	AGR Series Grapple - Black	\$2,135
AGR72E-1GR1	AGR72	Euro	AGR Series Grapple - JD Green	\$2,135
AGR72JD-1GR1	AGR72	JD	AGR Series Grapple - JD Mount (John Deere Series 300, 400, & 500)	\$2,100

1 YEAR MACHINE *Warranty*

SKID STEER GRAPPLES

CATALOG NUMBER	DESCRIPTION	APPROX SHIPPING WEIGHT (LBS)	LIST PRICE (\$ US)
BRUSH GRAPPLE (Requires 3rd Function Hydraulics to Operate) (See Note)			
2-7741	Brush Grapple, Dual Cylinder, 60"	445	\$2,510
2-7742	Brush Grapple, Dual Cylinder, 72"	490	\$2,700
2-7743	Brush Grapple, Dual Cylinder, 84"	520	\$2,850
Note: Brush Grapples Do NOT Include hoses for connecting to the loader. Order two each of the hoses shown below that are the appropriate length for your loader configuration.			
52308-1	Hyd Hose Assembly, 1/2" x 72" Long (2 Required)		\$52
52308-2	Hyd Hose Assembly, 1/2" x 84" Long (2 Required)		\$59
52308-3	Hyd Hose Assembly, 1/2" x 33" Long (2 Required)		\$43
BUCKET ACCESSORIES			
2-6944	Universal Adapter Plate (Weld to Attachments to convert to Skid Steer Quick Attach)	120	\$289



Unit shown with extra equipment.

1 YEAR MACHINE *Warranty*

RHINOAG

ISO "EURO" STYLE GRAPPLES

CATALOG NUMBER	DESCRIPTION	APPROX SHIPPING WEIGHT (LBS)	LIST PRICE (\$US)
BRUSH GRAPPLE (Requires 3rd Function Hydraulics to Operate) (See Note)			
2-7748	Brush Grapple, Dual Cylinder, 60"	445	\$2,510
2-7749	Brush Grapple, Dual Cylinder, 72"	490	\$2,700
2-7750	Brush Grapple, Dual Cylinder, 84"	520	\$2,850
Note: Brush Grapples Do NOT Include hoses for connecting to the loader. Order two each of the hoses shown below that are the appropriate length for your loader configuration.			
52308-1	Hyd Hose Assembly, 1/2" x 72" Long (2 Required)		\$52
52308-2	Hyd Hose Assembly, 1/2" x 84" Long (2 Required)		\$59
52308-3	Hyd Hose Assembly, 1/2" x 33" Long (2 Required)		\$43

*New!***BRGR**

Heavy Duty - Brush Grapple

STANDARD EQUIPMENT & SPECIFICATIONS		
Model	BRGR72	BRGR84
Overall Depth	37 1/2"	37 1/2"
Overall Height	25 1/2"	25 1/2"
Overall Width	6'	7'
Useable Depth	28"	28"
Useable Open Height	46 1/2"	46 1/2"
Useable Width (Inside End Plates)	71"	83"
Roll Back Angle	13°	13°
Weight	702 lbs	787 lbs
Number of Teeth	8	10
Attachment Method	Universal Skid Steer Quick Attach	
Color	Black	Black

ORDERING SECTION

CATALOG NUMBER	MODEL	DESCRIPTION	LIST PRICE (\$US)
BRGR			
BRGR72-1BK1	BRGR72	72" Brush Grapple	\$3,737
BRGR84-1BK1	BRGR84	84" Brush Grapple	\$4,000

**1 YEAR MACHINE** *Warranty*

New! **BGR**
Bucket Grapple

STANDARD EQUIPMENT & SPECIFICATIONS				
Model	BGR72T	BGR84T	BGR72	BGR84
Overall Depth	39 1/4"	39 1/4"	39 1/4"	39 1/4"
Overall Height	24"	24"	24"	24"
Overall Width	6'	7'	6'	7'
Useable Depth	33 3/4"	33 3/4"	33 3/4"	33 3/4"
Useable Open Height	45 1/2"	45 1/2"	45 1/2"	45 1/2"
Useable Width (Inside End Plates)	71"	83"	71"	83"
Roll Back Angle	20°	20°	20°	20°
Weight	907 lbs	993 lbs	827 lbs	903 lba
Number of Teeth	8	9	N/A	N/A
Attachment Method	Universal Skid Steer Quick Attach			
Color	Black	Black	Black	Black

ORDERING SECTION			
CATALOG NUMBER	MODEL	DESCRIPTION	LIST PRICE (\$US)
72" Bucket Grapple			
BGR72-1BK1	BGR72	72" Bucket Grapple w/o Teeth	\$4,123
BGR72T-1BK1	BGR72T	72" Bucket Grapple w/ Teeth	\$4,484
84" Bucket Grapple			
BGR84-1BK1	BGR84	84" Bucket Grapple w/o Teeth	\$4,361
BGR84T-1BK1	BGR84T	84" Bucket Grapple w/ Teeth	\$4,764



1 YEAR MACHINE *Warranty*

New! PF SERIES

Pallet Fork

STANDARD EQUIPMENT & SPECIFICATIONS			
Model	PF48SS	PF48E	PF48JD
Overall Height	41 3/8"		
Overall Width	45 5/16"		
Overall Depth	60 3/8"		
Fork Size	1 1/2" x 4"		
Fork Length	48"		
Fork Adjustable Width	Up to 44 3/8" - Increments of 4"		
Weight	387 lbs		
Max Capacity	4,400 lbs		
Attachment Method	Universal Skid Steer Quick Attach, Euro or JD Mount (John Deere Series 300, 400, & 500)		
Color	Black		

ORDERING SECTION			
CATALOG NUMBER	MOUNT TYPE	DESCRIPTION	LIST PRICE (\$US)
BRGR			
PF48SS-1BK1	Skid Steer	Pallet Fork, Skid Steer, 48"	\$1,110
PF48E-1BK1	Euro	Pallet Fork, Euro, 48"	\$1,161
PF48JD-1BK1	JD Mount	Pallet Fork, JD Mount, 48" (John Deere Series 300, 400, & 500)	\$1,148



1 YEAR MACHINE *Warranty*


EARTHMASTER®

3000 VERTICAL TILLAGE

STANDARD EQUIPMENT

18" - 20" SoilRazor™ Discs	1 1/2" Square Gang Bolt	Hitch Safety Chain
Hydraulic Cylinder Leveling	Lift Cylinders & Hoses	Safety Lights
Spool Scrapers, Front & Rear	Hitch Jack	Heavy-Duty Walking Tandem Axles
Single Point Depth Control	Triple Lip Seal Greaseable	12.5L - 15 Tires & Wheels (Main)
360° Pivoting Gauge Wheels	Trunnion Bearings	9.5L - 15 Tires & Wheels (Gauge Wheels)
CAT 4 Hitch		

SPECIFICATIONS

Model	25'	31'	34'
Tractor HP Required:	175 - 250	215 - 310	240 - 340
Working Depth:	1 1/2" - 3"	1 1/2" - 3"	1 1/2" - 3"
Working Width:	25'	31'	34'
Transport Width:	14' 8"	15'	19' 4"
Transport Height:	10'	14'	14'
Weight Per Foot of Width:	590 lbs	580 lbs	581 lbs
Leveling Control:	Hydraulic Cylinder	Hydraulic Cylinder	Hydraulic Cylinder
Disc Type:	Slight Concavity SoilRazor™	Slight Concavity SoilRazor™	Slight Concavity SoilRazor™
Disc Size:	20" (18" Ends)	20" (18" Ends)	20" (18" Ends)
Disc Gang Angle:	18 Degrees	18 Degrees	18 Degrees
Number of Discs:	82	104	114
Number of Bearings:	18	24	28
Arbor Bolt:	1 1/2" Square	1 1/2" Square	1 1/2" Square
Disc Gang Bearings:	Triple Lip Sealed Double Roller Bearing	Triple Lip Sealed Double Roller Bearing	Triple Lip Sealed Double Roller Bearing
Tire/Wheels:			
Main Frame	12.5L-15 FI	12.5L-15 FI	12.5L-15 FI
Wing Frame	12.5L-15 FI	12.5L-15 FI	12.5L-15 FI
Stabilizer	9.5L-15	9.5L-15	9.5L-15
Finishing Tool:	Optional	Optional	Optional
Transport Lighting:	Std	Std	Std
Weight (Approx):	14,750 lbs	17,980 lbs	19,750 lbs

1 YEAR MACHINE
3 YEAR LTD FRAME *Warranty*

3000 Vertical Tillage Tools Continued on Next Page

3000 Vertical Tillage Continued

ORDERING SECTION				
To order a complete machine, order one item each from group 1. Order extra equipment as needed.				
CATALOG NUMBER	MODEL	DESCRIPTION	APPROX WEIGHT (LBS)	LIST PRICE (\$US)
GROUP 1. EARTHMASTER 3000 BASE UNIT - 1 REQUIRED				
4042513	3000-25	3000 Series Vertical Tillage, 25'	14,750	\$62,250
4043113	3000-31	3000 Series Vertical Tillage, 31'	17,980	\$76,400
4043413	3000-34	3000 Series Vertical Tillage, 34'	19,750	\$81,600
EXTRA EQUIPMENT				
4030400	25'	HD 17" Rolling Basket w/ Round Bars for 3000-25		\$8,250
4030415	25'	HD Double Rolling Basket w/ 12" Reversible Rollers		\$11,400
4030401	31'	HD 17" Rolling Basket w/ Round Bars		\$10,100
4030416	31'	HD Double Rolling Basket w/ 12" Reversible Rollers		\$12,275
4030402	34'	HD 17" Rolling Basket - Round Bar		\$11,100
4030417	34'	HD Double Rolling Basket w/ 12" Reversible Rollers		\$13,000



Unit shown with extra equipment.



1 YEAR MACHINE
3 YEAR LTD FRAME *Warranty*

65 SERIES

DISC RIPPER

CONSERVATION TILLAGE

STANDARD EQUIPMENT

Reversible Clevis Hitch	1 1/2" Square Gang Bolt	Adjustable Disc Gang	Hitch Safety Chain
22" Concave Discs	Lift Cylinders & Hoses	Hydraulic Frame Leveling	Safety Lights
Spring Disc Standards	Hitch Jack	Removable V-Chisel	Disc Scrapers
Triple Lip Seal Greaseable Trunnion Bearings		10.00 x 15-8 Ply Rated Tubeless Tires	

ORDERING SECTION

To order a complete machine, order one item each from groups 1 - 2
Order extra equipment as needed.

GROUP 1. BASE UNIT 1165 EARTHMASTER - LESS SHANKS

CATALOG NO	MODEL NO	DISC CUTTING WIDTH*	TRANSPORT WIDTH	NUMBER OF DISC BLADES	NUMBER OF GANG BEARINGS	APPROX WEIGHT (LBS)	LIST PRICE (\$US)
2440045	1165	11' 1"	12' 2"	20	8	5,115	\$25,100
2440046	1465	13' 5"	14' 7"	24	12	6,065	\$28,000

*Applies to rear gang in center disc position

GROUP 2. SHANK KITS - ONE REQUIRED

CATALOG NO	DESCRIPTION	APPROX WEIGHT (LBS)	LIST PRICE (\$US)
2440009	3 Automatic Reset Parabolic Shanks w/ Standard Point (1165)	710	\$5,070
2440010	5 Automatic Reset Parabolic Shanks w/ Standard Point (1165, 1465)	1,190	\$8,450
2440011	7 Automatic Reset Parabolic Shanks w/ Standard Point (1465)	1,672	\$11,830

Suggested shank spacing is 24" for all models.

OPTION 1. V-CHISEL GAUGE WHEEL KITS

2440012	Single Gauge Wheel Kit Complete	166	\$1,865
---------	---------------------------------	-----	---------

OPTION 2. COIL TINE LEVELER - OPTIONAL

2440013	Coil tine leveler for the 65 series Earthmaster (24" spacing only)	1,500	\$4,900
---------	--	-------	---------

CONTAINER FEES - INTERNATIONAL SHIPMENTS

Container Processing Fee (Each Unit is Processed to Accommodate Loading)	\$300 Net
Container Loading Fee (Single Charge Per Container Load)	\$300 Net

EarthMaster® is a registered Trademark of the Alamo Group Inc.



1 YEAR MACHINE
3 YEAR LTD FRAME *Warranty*

10 SERIES

DISC RIPPER

CONSERVATION TILLAGE

STANDARD EQUIPMENT			
Reversible Clevis Hitch	1 1/2" Square Gang Bolt	Independent Disc Adj	Hitch Safety Chain
24" Concave Discs	Lift Cylinders & Hoses	Hydraulic Frame Leveling	Safety Lights
Spring Disc Standards	Hitch Jack	Adjustable Disc Angle	20" & 22" Furrow Filler
Disc Scrapers, Front & Rear	Triple Lip Seal Greaseable Trunnion Bearings		5/16" Disc Blades
Dual Walking Beam Tandem Axles w/ 16.1 x W11C 8-Bolt Wheels w/ 14L x 16.1-12 Ply Rated Tubeless Tires			
Cushion Relief Valve (Cushions Cylinder on Disc Gang Height Adjustment)			

SPECIFICATIONS			
Specifications:	1710	2210F	2510F
Overall Length:	28'	29' 6"	28'
Transport Width:	17'	17' 6"	15' 6"
Transport Height:	87' 3/4"	11' 11"	12' 8"
Disc Working Width (3°):	17'	22'	24' 6"
Number of Disc Blades:	26	34	38
Lift Travel:	34"	34"	34"
Transport Ground Clearance:	17"	17"	17"
Disc Gang Bearings:	12	16	18
Number of Shanks:			
20" Spacing	7		
24" Spacing	7	9	11
30" Spacing	5	7	9
Weight (Approx):	12,330 lbs	16,500 lbs	16,900 lbs
Shank Options:	Parabolic		
Point Options:	2 1/2" Straight Point, 8" Wing Point		
Disc Angle Adjustment:	3 -18 Degrees		
Disc Lift Travel:	10 3/4"		
Disc Blade Spacing:	7 1/2" Effective (15" on Gang)		
Transport Lighting:	Std		
Tires:	14L x 16.1-12 Ply		

10 Series Disc Ripper Continued on Next Page

1 YEAR MACHINE
3 YEAR LTD FRAME *Warranty*





10 Series Disc Ripper Continued

ORDERING SECTION						
To order a complete machine, order one item each from groups 1 - 4. Order extra equipment as needed.						
GROUP 1. EARTHMASTER BASE UNIT - 1 REQUIRED						
CATALOG NO	MODEL NO	DISC CUTTING WIDTH	TRANSPORT WIDTH	SHANK OPTIONS	APPROX WEIGHT (LBS)	LIST PRICE (\$US)
2440029	1710	17'	17'	5 or 7	10,828	\$48,300
2440031	2210F	22'	17' 6"	7 or 9	14,300	\$64,500
2440032	2510F	25'	15' 6"	9 or 11	14,800	\$66,500
GROUP 2. SHANK KITS - 1 REQUIRED						
CATALOG NO	MODEL NO	DESCRIPTION			APPROX WEIGHT (LBS)	LIST PRICE (\$US)
2440034	1710	5 Automatic Reset Parabolic Shanks Kit, Less Points			1,540	\$7,800
2440035	1710 2210F	7 Automatic Reset Parabolic Shanks Kit, Less Points			2,156	\$10,920
2440036	2210F 2510F	9 Automatic Reset Parabolic Shanks Kit, Less Points			2,772	\$14,040
2440037	2510F	11 Automatic Reset Parabolic Shanks Kit, Less Points			3,388	\$17,160
GROUP 3. PARABOLIC SHANK POINTS - 1 REQUIRED PER SHANK						
2440038	2 1/2" Straight Point w/ Hardware (Must Order One Per Shank)				10	\$55
2440039	8" Wing Point w/ Hardware (Must Order One Per Shank)				13	\$99
2440040	7" HD Wing Point w/ Hardware (Must Order One Per Shank)				21	\$191
GROUP 4. HITCH TYPE - 1 REQUIRED						
2465517	Hitch, Base, CAT 4					\$199
2465518	Hitch, Crossover - CAT 4 w/ for 3" Diameter Pin					\$225

10 Series Disc Ripper Continued

EXTRA EQUIPMENT			
CATALOG NO	DESCRIPTION	APPROX WEIGHT (LBS)	LIST PRICE (\$US)
2440041	1710 Coil Tine Leveler	1,620	\$6,800
2460464	Kit, 1710 4-Bar Spike Harrow for 24" Shank Spacing		\$6,200
2460465	Kit, 1710 4-Bar Spike Harrow for 30" Shank Spacing		\$6,200
2440042	2210F Coil Tine Leveler	1,770	\$9,000
2460466	Kit, 2210F 4-Bar Spike Harrow for 24" Shank Spacing		\$8,775
2460467	Kit, 2210F 4-Bar Spike Harrow for 30" Shank Spacing		\$8,775
2440043	2510F Coil Tine Leveler	1,920	\$9,250
2460468	Kit, 2510F 4-Bar Spike Harrow for 24" Shank Spacing		\$8,900
2460469	Kit, 2510F 4-Bar Spike Harrow for 30" Shank Spacing		\$8,900
OPTIONS			
2460436	Shank Spacing Conversion Kit, includes 2 Auto Reset Parabolic Shank Assemblies, less points	616	\$3,120
2460313	Ext Weldment (To fit Coil Tine Leveler to unit w/ shanks on 20" Spacings) - 1710 ONLY	150	\$245
2468605	Two-year extension of limited mainframe warranty*		\$835 Net
*Two-year extension of limited mainframe warranty must be purchased at time of unit order or retail sale. Warranty is non-transferable.			
CONTAINER FEES - INTERNATIONAL SHIPMENTS			
Container Processing Fee (Each Unit is Processed to Accommodate Loading)			\$300 Net
Container Loading Fee (Single Charge Per Container Load)			\$300 Net



Unit shown with extra equipment.



1 YEAR MACHINE
3 YEAR LTD FRAME *Warranty*

EARTHMASTER®

CONTACT INFORMATION

WHOLEGOODS PHONE 800-221-2855 (OPTION 1)

WHOLEGOODS FAX 800-782-0126

WHOLEGOODS E-MAIL parts@rhinoag.com

PARTS PHONE 800-221-2855 (OPTION 1)

PARTS FAX 800-782-0126

PARTS E-MAIL parts@rhinoag.com

TECHNICAL SERVICE PHONE 800-221-2855 (OPTION 4)

TECHNICAL SERVICE FAX 217-784-1093

TECHNICAL SERVICE E-MAIL technical-service@rhinoag.com

WARRANTY PHONE 800-221-2855 (OPTION 5)

WARRANTY E-MAIL kburdette@rhinoag.com

CREDIT DEPT PHONE 800-221-2855 (OPTION 6)

CREDIT DEPT FAX 217-784-5169

CREDIT DEPT E-MAIL dehlers@rhinoag.com

