

# RHINOAG™

WHOLEGOODS PRICE LIST | JAN 21, 2019



*Ask about our*  
**PARTNERED PROGRAMS**

**HGACBuy**  
THE SMART PURCHASING SOLUTION



1020 S SANGAMON AVE, GIBSON CITY, IL 60936  
TEL: 800-221-2855 (OPTION 1) | FAX: 800-782-0126

© 2019 ALAMO GROUP INC  
1.21.19

# IMPORTANT NOTICE

Prices shown in this book are list prices and do not include freight, setup, or handling unless specifically noted. Shipping weights listed in this book are approximate and include crating or skids where applicable. All prices are F.O.B. factory; freight shipments arranged by Rhino® will be per the published rate chart and subject to change. Rhino® reserves the right to ship items via motor freight collect at its discretion. Freight invoices are due 15 days after invoice date.

Prices, terms, and discounts are subject to change without notice. Orders placed will be accepted based on the price in effect at the time of shipment unless otherwise specified. Prices shown in this book do not include any applicable federal, provincial, state, or local taxes, or levies.

**Some products included in this book are only available to dealers authorized for the specific Alamo Group brand. Please contact your Alamo Ag sales representative with questions about availability or to inquire about adding the Rhino® or EarthMaster® brands to your account.**

Machines included in this price book conform to safety standards applicable to the products at the time of manufacture and may include safety devices such as shields, guards, or operator protective devices. Under no circumstances should machines be operated without the safety devices in place.

This document is confidential and is for use by authorized Rhino® or EarthMaster® dealership personnel only. It is not to be distributed for any purpose other than selling Rhino® or EarthMaster® branded products.

Rhino® and EarthMaster® reserve the right to make changes and/or improvements in design and construction of parts or machines shown herein without notice or obligation. Rhino® and EarthMaster® guarantee each piece of equipment against defective materials and workmanship for a period of one year from date of delivery unless otherwise noted.

## **ROTARY CUTTER OR FLAIL MOWER THROWN OBJECT PROTECTION**

Rhino offers three types of shielding to protect the operator, passersby, livestock, and property from mower thrown objects: deflectors, single chain guards, and double chain guards. Shielding should be selected based on the intended use of the mower. Double chain guards or deflectors should be used for highway, right-of-way, parks, or greenbelt mowing or other mowing where human dwellings, vehicles, or livestock could be within 300 feet of the mower. Chain guards are more durable, provide longer service life, and require less maintenance than deflectors. Single chain guards should be sufficient for agricultural and other mowing where passersby or property are not within 300 feet of the mower during operation.

No shielding is completely effective in preventing thrown objects. The possibility of injury or property damage from this hazard can be substantially reduced by selecting proper shielding, maintaining the mower and shielding in good operating condition, inspecting the area for foreign debris before mowing, operating the mower at a minimum cutting height of 4", and keeping people at least 300 feet from the mower at all times during operation.

## ***GENERAL PROVISIONS OF SALE***

1. No credit will be allowed for the return on any equipment or parts for Warranty unless arrangements for such are made prior to their return and Warranty Registration has been completed for the machine. Warranty registration must be done online at the following web address: [www.alamoagservicecenter.com](http://www.alamoagservicecenter.com).
2. In order to meet competitive situations, Rhino reserves the option to sell directly to Governmental Agencies or Private Experimental Organizations engaged in research and development without obligation to local Dealers or Distributors.
3. It is understood that the Dealer or Distributor will promptly unload implements from company trucks upon arrival at their place of business. Rhino must be notified within 30 days if shortages or overages are discovered.
4. It is understood that the Dealer or Distributor will promptly pick up Will-Call orders when notified that the order is ready.
5. Extra equipment and options listed in this Price Catalog may be ordered with Wholegoods units only.
6. Safety equipment may not be returned for credit.

# TABLE OF CONTENTS

Implement Set-Up Time	6 - 8
Product Warranty Information	9 - 12
Landscape Equipment Multiple Unit Freight Discounts	12
<b>FLAIL MOWERS &amp; SHREDDERS</b>	
RSM7H Flail Mowers - <i>Limited Availability</i>	13
RHD96 Heavy-Duty Flail Mowers - <i>Built to Order</i>	14
RC115, RC118 Row Crop Flail Shredders	15 - 16
RC120 Row Crop Flail Shredder	17 - 18
RC125 Row Crop Flail Shredder	19 - 21
<b>FINISHING MOWERS</b>	
FA513, FA613, FA713 Finishing Mowers	22
FX17, FX21 Flex Flail® Flex-Wing Flail Mowers - <i>Built to Order</i>	23
<b>SINGLE SPINDLE ROTARY CUTTERS</b>	
TW10 Series (4', 5', & 6' Single Spindle Rotary Cutters)	24 - 25
<i>New</i> TW20 Series (5', 6', & 7' Single Spindle Rotary Cutters)	26 - 27
TW30 Series (5', 6', & 7' Single Spindle Rotary Cutters)	28 - 29
6' Single Spindle Rotary Cutters (472) - <i>Limited Availability</i>	31 - 32
7' Single Spindle Rotary Cutters (284, 484) - <i>Limited Availability</i>	33 - 35
GR Series Cutters (GR472, GR484) - <i>Limited Availability</i>	36 - 38
<b>MULTI SPINDLE ROTARY CUTTERS</b>	
SE8A 8' Rotary Mower - <i>Limited Availability</i>	39 - 40
TURBO 96 8' Super-Duty Rotary Cutter	41 - 43
SE10A 10' Rotary Mower - <i>Limited Availability</i>	44 - 45
TW120 10' Heavy-Duty Rotary Cutter - <i>Limited Availability</i>	46 - 47
TURBO 120 10' Super-Duty Rotary Cutter	48 - 50
TW144 12' Heavy-Duty Rotary Cutter - <i>Limited Availability</i>	51 - 53
TW168 14' Heavy-Duty Rotary Shredder	54 - 55
<b>FLEX-WING ROTARY CUTTERS</b>	
<i>New</i> TS10 10' Flex-Wing Rotary Cutter	56 - 57
TS12 Stealth 12' Flex-Wing Rotary Cutter	58 - 59
2150 15' Medium-Duty Flex-Wing Rotary Cutter	60 - 62
3100 10' Medium-Duty Offset Flex-Wing Rotary Cutter	63 - 65
3150 15' Medium-Duty Flex-Wing Rotary Cutter	66 - 68
<b>HEAVY-DUTY 10' &amp; 15' FLEX-WING ROTARY CUTTERS</b>	
4105 "PRO" 10' Heavy-Duty Offset Flex-Wing Rotary Cutter	69 - 71
4150 "Ag" 15' Heavy-Duty Flex-Wing Rotary Cutter	72 - 74
4155 "PRO" 15' Heavy-Duty Flex-Wing Rotary Cutter	75 - 77
<b>SUPER DUTY 10' &amp; 15' FLEX-WING ROTARY CUTTERS</b>	
5100 10' Super-Duty Offset Flex-Wing Rotary Cutter	78 - 80
5150 15' Super-Duty Flex-Wing Rotary Cutter	81 - 83

## TABLE OF CONTENTS (CONTINUED)

### HEAVY-DUTY 20' FLEX-WING ROTARY CUTTERS

6140 14' Heavy-Duty Offset Flex-Wing Rotary Cutter	84 - 86
6200 20' Heavy-Duty Flex-Wing Rotary Cutter	87 - 89

### DITCH BANK & BOOM MOWERS

MDB130 Mechanically Driven Ditch Bank Mower	90
DB150 Hydraulic Ditch Bank Rotary Cutter	91
2160 Hydraulic Boom Rotary Cutter - <i>Built to Order</i>	92

### LANDSCAPE EQUIPMENT

Pulverizers (Single Roller)	93
Pulverizers (Double Roller)	94
PG Series Plugger	95
MPG Series Plugger	96
PA Series Pasture Aerator	97 - 98
LLR Landscape Rakes	99
CBX Compact Box Blades	100
SBX Medium-Duty Box Blades	101 - 102
MBX Heavy-Duty Box Blades	103 - 104
RO Roll-Over Box Blades	105
DSP Pull-Type Dirt Scrapers	106
GS60, GS72, GS84, HDGS84, HDGS96 Grading Scrapers	107
AP Plow	108
Subsoiler Heavy-Duty (1 Shank)	109
Subsoiler Heavy-Duty (2 Shanks)	110
Subsoiler Standard Duty	111
Lay Off Plow	112
One Row Cultivator	113
Lift- Type Compact Disc Harrow (1D, 2D, 3D)	114 - 120
Pull- Type Compact Disc Harrow (DHP8, DHP10, DHP12)	121 - 124
Rebel Rotary Tillers (Forward & Reverse)	125 - 126
SRT, SRM Rotary Tillers	127
3-Point Posthole Diggers 130P, 240P, 340P, 440P	128 - 129
N15, N20, N30 Medium-Duty Planetary Drive Diggers	130 - 131
H200, H300, H350 Heavy-Duty Planetary Drive Diggers	132 - 135

### REAR BLADES

35, 50, 70 Rear Blades	136 - 139
850 Rear Blade	140
950 Rear Blade	141 - 142
1540 Rear Blade	143 - 144
2500, 3500 Rear Blades	145 - 146

## TABLE OF CONTENTS (CONTINUED)

### HAYING EQUIPMENT

PT207, PT405, PT405H, PT419H, PT625H - Pull-Type Hay Tedders	147
VR Rakes	148
VRX Rakes	149
Revolution Dual Fold Heavy-Duty Pull-Type Wheel Rakes	150
ACG10 Accumagrapple	151
MBS456 Mega Bale Splitter	152
Bale Unroller	154
Bale Spears	155

New

### GRAPPLES & PALLET FORKS

AGR	156 - 157
BRGR	158
BGR	159
PF Series	160

Rhino Contact Numbers	162
-----------------------	-----



*RhinoAg believes quality is from the inside out.  
Our equipment is now factory filled with Lucas Oil Products, a premium line of oil.*

Model	Base Eq. Set-up	ADD Time For Optional Equipment Installation
<b>Flail Mowers and Shredders</b>		
RSM5 Flail Mower	1 Hr	No Options
RSM6 Flail Mower	1 Hr	No Options
RSM6H Flail Mower	1.5 Hrs	No Options
RSM7H Flail Mower	1.5 Hrs	No Options
RHD96 Heavy-Duty Flail Mower	1 Hr	No Options
RC115 Row Crop Shredder	1 Hr	No Options
RC118 Row Crop Shredder	1 Hr	No Options
RC120 Row Crop Shredder	2 Hrs	1 Hr for Pull-Type or Lift-Type End Tow Kit
RC125 Row Crop Shredder	2 Hrs	1 Hr for Pull-Type or Lift-Type End Tow Kit, 1 Hr for Axle Arms and Tires
<b>Finishing Mowers</b>		
FA513 Finishing Mower	2.5 Hrs	No Options
FA613 Finishing Mower	2.5 Hrs	No Options
FA713 Finishing Mower	2.5 Hrs	No Options
TX1500 Turf-Flex Finishing Mower	1 Hr	No Options
TX1700 Turf-Flex Finishing Mower	1 Hr	No Options
FX17 Flex-Flail Finishing Mower	1 Hr	No Options
FX21 Flex-Flail Finishing Mower	1 Hr	No Options
<b>Single Spindle Rotary Cutters</b>		
TW10 Series	1 Hr	.5 Hr to Modify PTO Length
TW20 Series	1 Hr	.5 Hr to Modify PTO Length
TW30 Series	1 Hr	.5 Hr to Modify PTO Length
RH4 Economy Rotary Mower	1 Hr	.5 Hr to Modify PTO Length
RH5 Economy Rotary Mower	1 Hr	.5 Hr to Modify PTO Length
RH6 Economy Rotary Mower	1 Hr	.5 Hr to Modify PTO Length
5' Rotary Cutter (160, 260)	1 Hr	.5 Hr for Offset Adaptor
6' Rotary Cutter (172, 272, 472)	1 Hr	.5 Hr for Offset Adaptor
7' Rotary Cutter (184, 284, 484)	1 Hr	1 Hr for Pull-Type
GR Series (GR260, GR472, GR484)	1 Hr	1 Hr For Pull-Type, 1.5 Hrs for Shredder Kit
<b>Multi Spindle Rotary Cutters</b>		
SE8A Rotary Mower	1.5 Hrs	1 Hr for Pull-Type, .25 Hr for Spring Shock, .25 Hr for Check Chain
TURBO 96 Super Duty Rotary Cutter	1.5 Hrs	1 Hr for Pull-Type, .25 Hr for Check Chain, .5 Hr for Offset Hitch
SE10A Rotary Mower	1.5 Hrs	1 Hr for Pull-Type, .25 Hr for Spring Shock, .25 Hr for Check Chain
TW120 Heavy-Duty Rotary Cutter	1.5 Hrs	1 Hr for Pull-Type, .25 Hr for Check Chain
TR120 Super-Duty Rotary Cutter	1.5 Hrs	1 Hr for Pull-Type, .25 Hr for Check Chain
TW144 Heavy-Duty Rotary Cutter	1.5 Hrs	1 Hr for Pull-Type, .25 Hr for Check Chain, .5 Hr Aux. Spindle Kit, .75 Hr Aux Arm Kit
TW168 Heavy-Duty Rotary Cutter	1.5 Hrs	1 Hr for Pull-Type, 1 Hr Shredder Kit, .75 Hr for Axle Arm/Tire Kit
<b>Flex-Wing Rotary Cutters</b>		
TS10 10' Flex-Wing Cutter	2 Hrs	.25 Hr for 2-Funct. Hyd. Kit, .5 Hr for 3-Funct. Hyd Kit
TS12 Stealth 12' Flex-Wing Cutter	2 Hrs	.25 Hr for 2-Funct. Hyd. Kit, .5 Hr for 3-Funct. Hyd Kit
2150 15 Medium-Duty Flex-Wing	2 Hrs	.25 Hr for Hydraulic Splitter Kit, .5 Hr for Precision Hitch
3100 10' Medium-Duty Offset Cutter	2 Hrs	.25 Hr for Hydraulic Splitter Kit, .5 Hr for Precision Hitch
3150 15' Medium-Duty Flex-Wing	2 Hrs	.25 Hr for Hydraulic Splitter Kit, .5 Hr for Precision Hitch
4105 10' Heavy-Duty Offset Cutter	2 Hrs	.25 Hr for Hydraulic Splitter Kit, .5 Hr for Precision Hitch
4150 15' "AG" Heavy-Duty Cutter	2 Hrs	.25 Hr for Hydraulic Splitter Kit, .5 Hr for Precision Hitch
4155 15' "Pro" Heavy-Duty Cutter	2 Hrs	.25 Hr for Hydraulic Splitter Kit, .5 Hr for Precision Hitch

## Set-Up Times Continued

Model	Base Eq. Set-Up	ADD Time For Optional Equipment Installation
<b>Flex-Wing Rotary Cutters Continued</b>		
5100 10' Super-Duty Offset Cutter	2 Hrs	.25 Hr for Hydraulic Splitter Kit, .5 Hr for Precision Hitch
5150 15' Super-Duty Flex-Wing	2 Hrs	.25 Hr for Hydraulic Splitter Kit, .5 Hr for Precision Hitch
6140 14' Heavy-Duty Offset Cutter	2 Hrs	1.5 Hrs for Winch and Stand, .25 Hr for Ball Hitch, .5 Hr for Pintle Hitch
6200 20' Heavy-Duty Flex-Wing	2 Hrs	1.5 Hrs for Winch and Stand, .75 Hr for Baffle Kit, .25 Hr for Ball Hitch, .5 Hr for Pintle Hitch, .25 Hr for Hydraulic Splitter Kit
<b>Ditch Bank &amp; Boom Mowers</b>		
MDB130 Mechanically Driven Ditch Bank Mower	1 Hr	.75 Hr for Side Mount Gauge Wheel
DB150 Hydraulic Ditch Bank Cutter	2 Hrs	.5 Hr for Closed Center 3 Spool Valve, .5 Hr for Open Center 3 Spool Valve, .5 Hr for Front and Rear Double Chain Guards, .25 Hr for Rear Tail Wheel, .25 Hr for Side Gauge Wheel, .25 Hr for Hyd Valve Mounting Plate, .5 Hr for Hitch Adaptor Kit
2160 Hydraulic Boom Cutter	3 Hrs	1 Hr for Hyd Relief Arm Kit, .25 Hr for Side Mount Gauge Wheel
<b>Landscape Equipment</b>		
Pulverizer (Single Roller)	0	No Options
Pulverizer (Double Roller)	0	No Options
PG Series Plugger	0	No Options
MPG Series Plugger	0	No Options
PA Series Pasture Aerator	1.5 Hrs	No Options
LLR Landscape Rake	0	No Options
CBX Compact Box Blade	0	No Options
SBX Medium-Duty Box Blade	0	No Options
MBX Heavy-Duty Box Blade	0	No Options
RO Roll-Over Box Blades	0	No Options
DSP Pull-Type Dirt Scraper	1.5 Hrs	.25 Hr for Weight Box
GS60, GS72, GS84, HDGS84, HDGS96 Grading Scrapers	1 Hr	No Options
AP Plow	0	No Options
Subsoiler Heavy-Duty (1 Shank)	0	No Options
Subsoiler Heavy-Duty (2 Shank)	0	No Options
Subsoiler Standard-Duty	0	No Options
Lay Off Plow	0	No Options
One Row Cultivator	0	No Options
Lift-Type Disk Harrow (1D, 2D, 3D)	0	.5 Hr for Scraper Kit
DHP8 Pull-Type Disk Harrow	2 Hrs	.75 Hr for Scraper Kit, .5 Hr for Dual Wheel Transport Kit
DHP10 Pull-Type Disk Harrow	2.5 Hrs	.75 Hr for Scraper Kit, .5 Hr for Dual Wheel Transport Kit
DHP12 Pull-Type Disk Harrow	2.75 Hrs	.75 Hr for Scraper Kit, .5 Hr for Dual Wheel Transport Kit
Fuerst Broadcast Seeder/Spreader	2 Hrs	No Options
Rebel Rotary Tillers	1 Hr	
SRT, SRD, SRM Rotary Tiller	1 Hr	.5 Hr for PTO Length Modification
"P" Series 3-Point Post Hole Digger	1 Hr	.25 Hr for Parking Stand, .5 Hr for Hyd. Down Force Kit, .25 Hr for Auger Extension
"N" Series Medium-Duty PHD	1 Hr	.25 Hr for Hyd. Hose Kit.
"H" Series Heavy-Duty PHD	1 Hr	.25 Hr for Auger Extension

Model	Base Eq. Set Up	ADD Time For Optional Equipment Installation
<b>Rear Blades</b>		
35, 50, 70 Rear Blades	1 Hr	.25 Hr for Skid Shoe Kit
850 Rear Blade	2 Hrs	.25 Hr for Skid Shoes, .25 Hr for Hose Holder Kit, .25 Hr for End Plate Kit, .25 Hr for Cushion Valve
950 Rear Blade	2 Hrs	.25 Hr for Skid Shoes, .25 Hr for End Plate Kit, .5 Hr for Gauge Wheel w/ Cylinder, .5 Hr for Gauge Wheel w/ Ratchet
1540 Rear Blade	2 Hrs	.25 Hr for Skid Shoes, .25 Hr for End Plate Kit, .5 Hr for Dual Gauge Wheels
2500 Rear Blade	2 Hrs	.25 Hr for Skid Shoes, .25 Hr for End Plate Kit, .5 Hr for Dual Gauge Wheels
3500 Rear Blade	2 Hrs	.25 Hr for Skid Shoes, .25 Hr for End Plate Kit, .5 Hr for Dual Gauge Wheels
<b>Haying Equipment</b>		
PT207 Tedder	2 Hrs	
PT405 Tedder	4 Hrs	
PT405H Tedder	4.5 Hrs	.5 Hr for Hydraulic Tilt Kit
PT419H Tedder	4.5 Hrs	
PT625H Tedder	7 Hrs	
ER Pull-Type Rakes	3 Hrs	
RHP8 Patriot Rake	3 Hrs	.75 Hr for Center Kicker Wheel, .5 Hr for Wind Shield Covers, 1.5 Hr Convert to 10 or 12 Wheel
RHP10 Patriot Rake	4 Hrs	.75 Hr for Center Kicker Wheel, .5 Hr for Wind Shield Covers
RHP12 Patriot Rake	4.5 Hrs	.75 Hr for Center Kicker Wheel, .5 Hr for Wind Shield Covers
VR8/VR10/VR12	6 Hrs	
VRX12/VRX14	8 Hrs	
BF Rake	12 Hrs	1 Hr for Dual Center Kicker Wheel, .75 Hr for Hyd Wing Kit, .5 Hr for Wind Shield Covers
RDF Rake	12 Hrs	1 Hr for Dual Center Kicker Wheel, .5 Hr for Rear Tandem Wheel Kit, .75 Hr for Rear Hyd. Opening Kit, .75 Hr for Hyd. Wing Kit, .5 Hr for Hyd. Double Acting Wheel Kit, .5 Hr for Wind Shield Covers
ACG10 Accumagrapple	0	
MBS456 Mega Bale Splitter	0	
Bale Unroller	0	
Bale Spears	0	
<b>Grapples &amp; Pallet Forks</b>		
AGR	15 Min	
Skid Steer Grapples	15 Min	
ISO Euro Grapples	15 Min	
BRGR	15 Min	
BGR	15 Min	
PF Series	15 Min	
<b>Tillage Equipment</b>		
3000 25' Series Earthmaster VT	30 Hrs	Base Set-up includes Baskets
3000 31' Series Earthmaster VT	30 Hrs	Base Set-up includes Baskets
3000 34' Series Earthmaster VT	32 Hr	Base Set-up includes Baskets
65 Series Earthmaster 1165, 1465	16	
10 Series EM 1710, 2210F, 2510F	20 Hrs	
<p>*Note: Base equipment set-up includes: Remove from shipping configuration, assemble unit, Check all oils and Grease entire machine, Preset machine for operation, Operate machine.</p> <p>*Note: Some equipment requires in-field adjustment for customer satisfaction. This chart does NOT include time for this service.</p> <p>*Note: Items with "0" set-up time are shipped fully assembled.</p> <p>*Note: As a service to our dealers, RHINO ships all wholegoods gearboxes WITH oil. (Level needs to be verified at set-up)</p>		



# Product Warranty Information

Model	Warranty
RSM5 Flail Mowers	1 Year Machine
RSM6 Flail Mowers	1 Year Machine
RSM6H Flail Mowers	1 Year Machine
RSM7H Flail Mowers	1 Year Machine
RHD96 Heavy-Duty Flail Mower	1 Year Machine
RC115 Row Crop Shredder	1 Year Machine, 5 Year Ltd Gearbox
RC118 Row Crop Shredder	1 Year Machine, 5 Year Ltd Gearbox
RC120 Row Crop Shredder	1 Year Machine, 5 Year Ltd Gearbox
RC125 Row Crop Shredder	1 Year Machine, 5 Year Ltd Gearbox
FA513 Finishing Mower	1 Year Machine
FA613 Finishing Mower	1 Year Machine
FA713 Finishing Mower	1 Year Machine
TX1500 Turf-Flex Finishing Mower	1 Year Machine
TX1700 Turf-Flex Finishing Mower	1 Year Machine
FX17 Flex-Flail Flex-Wing Finishing Mower	1 Year Machine
FX21 Flex-Flail Flex-Wing Finishing Mower	1 Year Machine
TW10 Series	1 Year Machine, 3 Year Ltd Gearbox
TW20 Series	1 Year Machine, 5 Year Ltd Gearbox
TW30 Series	1 Year Machine, 5 Year Ltd Gearbox
RH4 Economy Rotary Mower	1 Year Machine, 3 Year Ltd Gearbox
RH5 Economy Rotary Mower	1 Year Machine, 3 Year Ltd Gearbox
RH6 Economy Rotary Mower	1 Year Machine, 3 Year Ltd Gearbox
5' Rotary Cutter (160, 260)	1 Year Machine, 5 Year Ltd Gearbox
6' Rotary Cutter (172, 272, 472)	1 Year Machine, 5 Year Ltd Gearbox
7' Rotary Cutter (184, 284, 484)	1 Year Machine, 5 Year Ltd Gearbox
GR Series (GR260, GR472, GR484)	1 Year Machine, 5 Year Ltd Gearbox
SE8A Rotary Mower	1 Year Machine, 5 Year Ltd Gearbox
TURBO 96 Super Duty Rotary Cutter	1 Year Machine, 5 Year Ltd Gearbox
SE10A Rotary Mower	1 Year Machine, 5 Year Ltd Gearbox
TW120 Heavy-Duty Rotary Cutter	1 Year Machine, 5 Year Ltd Gearbox
TR120 Super-Duty Rotary Cutter	1 Year Machine, 5 Year Ltd Gearbox
TW144 Heavy-Duty Rotary Cutter	1 Year Machine, 5 Year Ltd Gearbox
TW168 Heavy-Duty Rotary Cutter	1 Year Machine, 5 Year Ltd Gearbox

Model	Warranty
TS10 10' Flex-Wing Cutter	1 Yr Machine, 1 Yr Ltd Driveline, 5 Yr Ltd Gearbox (Non-Commercial)
TS12 Stealth 12' Flex-Wing Cutter	1 Yr Machine, 1 Yr Ltd Driveline, 5 Yr Ltd Gearbox (Non-Commercial)
2150 15" Medium-Duty Flex-Wing Cutter	1 Yr Machine, 1 Yr Ltd Driveline, 6 Yr Ltd Gearbox, 2 Yr Seals
3100 10' Medium-Duty Offset Flex-Wing Cutter	1 Yr Machine, 2 Yr Ltd Driveline, 6 Yr Gearbox, 2 Yr Seals
3150 15' Medium-Duty Flex-Wing Cutter	1 Yr Machine, 2 Yr Ltd Driveline, 6 Yr Gearbox, 2 Yr Seals
4105 10' Heavy-Duty Offset Flex-Wing Cutter	1 Yr Machine, 2 Yr Ltd Driveline, 6 Yr Gearbox, 2 Yr Seals
4150 15' "AG" Heavy-Duty Flex-Wing Cutter	1 Yr Machine, 2 Yr Ltd Driveline, 6 Yr Gearbox, 2 Yr Seals
4155 15' "Pro" Heavy-Duty Flex-Wing Cutter	1 Yr Machine, 2 Yr Ltd Driveline, 6 Yr Gearbox, 2 Yr Seals
5100 10' Super-Duty Offset Flex-Wing Cutter	1 Yr Machine, 2 Yr Ltd Driveline, 6 Yr Gearbox, 2 Yr Seals
5150 15' Super-Duty Flex-Wing Cutter	1 Yr Machine, 2 Yr Ltd Driveline, 6 Yr Gearbox, 2 Yr Seals
6140 14' Heavy-Duty Offset Flex-Wing Cutter	1 Yr Machine, 2 Yr Ltd Driveline, 6 Yr Gearbox, 2 Yr Seals
6200 20' Heavy-Duty Flex-Wing Cutter	1 Yr Machine, 2 Yr Ltd Driveline, 6 Yr Gearbox, 2 Yr Seals
<b>MDB130 Mechanically Driven Ditch Bank Mower</b>	
	1 Year Machine, 5 Year Gearbox
DB150 Hydraulic Ditch Bank Cutter	1 Year Machine
2160 Hydraulic Boom Cutter	1 Year Machine (Non-Commercial)
Pulverizer (Single Roller)	1 Year Machine
Pulverizer (Double Roller)	1 Year Machine
PG Series Plugger	1 Year Machine
MPG Series Plugger	1 Year Machine
PA Series Pasture Aerator	1 Year Machine
LLR Landscape Rake	1 Year Machine
CBX Compact Box Blade	1 Year Machine
SBX Medium-Duty Box Blade	1 Year Machine
MBX Heavy-Duty Box Blade	1 Year Machine
RO Roll-Over Box Blades	1 Year Machine
DSP Pull-Type Dirt Scraper	1 Year Machine
GS60, GS72, GS84, HDGS84, HDGS96 Grading Scrapers	1 Year Machine
AP Plow	1 Year Machine
Subsoiler Heavy-Duty (1 & 2 Shank)	1 Year Machine
Lay Off Plow	1 Year Machine
One Row Cultivator	1 Year Machine
Lift-Type Disk Harrow (1D, 2D, 3D)	1 Year Machine
DHP8 Pull-Type Disk Harrow	1 Year Machine
DHP10 Pull-Type Disk Harrow	1 Year Machine

Model	Warranty
DHP8 Pull-Type Disk Harrow	1 Year Machine
DHP10 Pull-Type Disk Harrow	1 Year Machine
DHP12 Pull-Type Disk Harrow	1 Year Machine
Fuerst Broadcast Seeder/Spreader	1 Year Machine
Rebel Rotary Tillers	1 Year Machine
SRT, SRD, SRM Rotary Tiller	1 Year Machine
"P" Series 3-Point Post Hole Digger	1 Year Machine
"N" Series Medium-Duty Post Hole Digger	1 Year Machine
"H" Series Heavy-Duty Post Hole Digger	1 Year Machine
Fuerst Flex Harrows	1 Year Machine
<b>35, 50, 70 Rear Blades</b>	
35, 50, 70 Rear Blades	1 Year Machine
850 Rear Blade	1 Year Machine
950 Rear Blade	1 Year Machine
1540 Rear Blade	1 Year Machine
2500 Rear Blade	1 Year Machine (Track Tractors Void Warranty)
3500 Rear Blade	1 Year Machine (Track Tractors Void Warranty)
<b>PT207 Tedder</b>	
PT207 Tedder	1 Year Machine
<b>PT405 Tedder</b>	
PT405 Tedder	1 Year Machine
<b>PT405H Tedder</b>	
PT405H Tedder	1 Year Machine
<b>PT419H Tedder</b>	
PT419H Tedder	1 Year Machine
<b>PT625H Tedder</b>	
PT625H Tedder	1 Year Machine
<b>ER Pull-Type Rakes</b>	
ER Pull-Type Rakes	1 Year Machine
<b>RHP8 Patriot Rake</b>	
RHP8 Patriot Rake	1 Year Machine
<b>RHP10 Patriot Rake</b>	
RHP10 Patriot Rake	1 Year Machine
<b>RHP12 Patriot Rake</b>	
RHP12 Patriot Rake	1 Year Machine
<b>VR8 Rake</b>	
VR8 Rake	1 Year Machine
<b>VR10 Rake</b>	
VR10 Rake	1 Year Machine
<b>VR12 Rake</b>	
VR12 Rake	1 Year Machine
<b>VRX12Rake</b>	
VRX12Rake	1 Year Machine
<b>VRX14 Rake</b>	
VRX14 Rake	1 Year Machine
<b>BF Rake</b>	
BF Rake	1 Year Machine
<b>RDF Rake</b>	
RDF Rake	1 Year Machine
<b>ACG10 Accumagrapple</b>	
ACG10 Accumagrapple	1 Year Machine
<b>MBS456 Mega Bale Splitter</b>	
MBS456 Mega Bale Splitter	1 Year Machine
<b>Bale Unroller</b>	
Bale Unroller	1 Year Machine
<b>Bale Spears</b>	
Bale Spears	1 Year Machine

AGR	1 Year Machine
Skid Steer Grapples	1 Year Machine
ISO Euro Grapples	1 Year Machine
BRGR	1 Year Machine
BGR	1 Year Machine
PF Series	1 Year Machine
<b>3000 25' Series Earthmaster VT</b>	
	1 Year Machine, 3 Year Ltd Frame
<b>3000 31' Series Earthmaster VT</b>	
	1 Year Machine, 3 Year Ltd Frame
<b>3000 34' Series Earthmaster VT</b>	
	1 Year Machine, 3 Year Ltd Frame
<b>65 Series Earthmaster 1165, 1465</b>	
	1 Year Machine, 3 Year Ltd Frame
<b>10 Series Earthmaster 1710, 2210F, 2510F</b>	
	1 Year Machine, 3 Year Ltd Frame

## LANDSCAPE EQUIPMENT MULTIPLE UNIT FREIGHT DISCOUNTS

PRODUCT FAMILY	MAX QTY PER PALLET	NOTES	FREIGHT
CBX- Box Blade	2	Any combination, any width	30% Discount
SBX - Box Blade			
MBX - Box Blade			
LLR - Landscape Rake	3	Any combination, any width	30% Discount
35 - Rear Blade	2	Same model, any width	30% Discount
50 - Rear Blade	2	Same model, any width	30% Discount
70 - Rear Blade	2	Same model, any width	30% Discount
850 - Rear Blade	2	Same model, any width; total of 3 pallets	30% Discount
GS - Grading Scraper	2	Same model, any width	30% Discount
HDGS - HD Grading Scraper	2	Same model, any width	30% Discount
AP - All Purpose Plow	2	Same model, any width	30% Discount
1D Disc	2	Any combination, any width	30% Discount
2D Disc			
3D Disc			
SS & HDSS - Sub Soiler All Types	6	Any combination	30% Discount
LP - Layoff Plow			
Grapples	2	Any combination	30% Discount
Pallet Fork	6	Any combination	30% Discount
1RCV - One Row Cultivator	2	Any combination, any width	30% Discount
Bale Spears	6	Any combination, any width	30% Discount
Bale Unroller	2	Any combination	30% Discount

*Limited  
Availability!*

# RSM7H

## Flail Mowers

### STANDARD EQUIPMENT & SPECIFICATIONS

Model	RSM7H
Tractor Size (Min PTO HP):	35
Hitch Size:	CAT 1 & 2
Hitch Offset:	16" Hydraulic
Mowing Width:	86"
Overall Width:	93"
Overall Length:	43"
Mowing Height Range:	.35" - 3.5"
Rotor Diameter:	5.5"
Rotor Speed (RPM):	2,150
Blades:	Fine Cut Brush Hammer
Number of Blades:	24 Hammers
Blade Rotation:	Forward
Cutting Capacity:	2"
Gearbox Rating (540 RPM):	60 HP
Driveline Size:	CAT 4
Drive Belt:	"SPB" Size
Rear Roller Diameter:	5.5"
Skid Shoes:	Std
Weight (Approx):	1,320 lbs

### ORDERING SECTION

Part number shown is for complete machine.

CATALOG NUMBER	DESCRIPTION	APPROX SHIPPING WEIGHT (LBS)	LIST PRICE (\$US)
<b>BASE UNIT - RSM FLAIL</b>			
RSM7H007	7' Flail Mower, w/ Hydraulic Offset, Hammer Flails and Rear Roller	1,320	\$9,543

**1 YEAR MACHINE** *Warranty*

# RHD96 Flail Mower



## STANDARD EQUIPMENT & SPECIFICATIONS

Model	RHD96
Mowing Width:	96"
Overall Width:	104"
Overall Length:	40"
Mowing Height:	1" - 6"
Hitch:	CAT 1 & 2
Cuttershaft Diameter:	4 1/2"
Blades:	Fine or Coarse Cut
Blade Rotation:	Forward
HP Required:	50
Gearbox Rating (540 RPM):	60
Knife Tip Speed (FPM):	9,000
Mowing Capacity:	1"
Number of Knives:	Fine Cut Coarse Cut
	118 Pairs 48 Pairs
Driveline Size:	CAT 4
Driveline Protection:	Slip Clutch
Drive Belt:	"C" Size
Deck Thickness:	10 Ga
Rear Roller Diameter:	6"
Skid Shoes:	Std
Weight (Approx):	1,170 lbs

**Note:** RHD96 Models are Built to Order.  
Contact Customer Service for Lead Time.

## ORDERING SECTION

Part Numbers shown are for a complete machine, less extra equipment.

CATALOG NUMBER	DESCRIPTION	APPROX SHIPPING WEIGHT (LBS)	LIST PRICE (\$US)
<b>BASE UNIT - RHD96</b>			
07041750	RHD96, Fine Cut, Center Mount Hitch	1,170	\$9,781
07041751	RHD96, Fine Cut, 12 1/2" Right Offset Hitch	1,170	\$9,781
07041752	RHD96, Fine Cut, 24 1/2" Right Offset Hitch	1,170	\$9,781
07041770	RHD96, Coarse Cut, Center Mount Hitch	1,170	\$9,781
07041771	RHD96, Coarse Cut, 12 1/2" Right Offset Hitch	1,170	\$9,781
07041772	RHD96, Coarse Cut, 24 1/2" Right Offset Hitch	1,170	\$9,781
<b>EXTRA EQUIPMENT</b>			
701150	Lift Chains	7	\$112
701057M	Caster Brackets w/ Laminated Tires and Wheels	233	\$1,967
701056M	Caster Brackets w/ Pneumatic Tires and Wheels	165	\$1,656



**1 YEAR MACHINE** *Warranty*

# RC115 & RC118

## Row Crop Flail Shredders

### STANDARD EQUIPMENT & SPECIFICATIONS

Model	RC115	RC118
Cutting Width:	180"	216"
Overall Width:	204"	240"
Cutting Height:	1"-18"	1"-18"
Hitch:	CAT 2 & 3 QH Lift*	CAT 2 & 3 QH Lift*
	Semi-Mount or Pull-Type*	Semi-Mount or Pull-Type*
Cuttershaft Diameter:	10 3/4"	10 3/4"
Blades:	Hard-Surfaced	Hard-Surfaced
HP Required:	Lift 120 Semi-Mount 100 Pull 100	130 110 110
Tires:	(4) 6.70 x 15	(4) 6.70 x 15
Wheel Hubs:	5-Bolt	5-Bolt
Gearbox Rating (1000 RPM):	207 HP	207 HP
Gearbox Warranty:	5 Year Limited	5 Year Limited
Gearbox Oil (85W-140):	Factory Filled	Factory Filled
Knife Tip Speed:	12,620 FPM (Reverse Rotation)	12,620 FPM (Reverse Rotation)
Number of Blades:	168	200
Driveline Size:	CAT 5 or 6	CAT 5 or 6
Driveline Protection:	5 x 5 V, Banded Belt	5 x 5 V, Banded Belt
Rotor Bearing Protection:	Anti-Wrap Seal Protector	Anti-Wrap Seal Protector
Cuttershaft Bearings:	2 9/16" Triple Sealed	2 9/16" Triple Sealed
Hood Thickness:	3/16", w/ Wear Liner	3/16", w/ Wear Liner
End Plate Thickness:	1/4"	1/4"
Safety Deflector- Lights:	Std	Std
Weight (Approx):	4,425 lbs	4,785 lbs

\*Lift-Type and Semi-Mount units must be used on tractors equipped with Quick Hitches.



Unit shown with extra equipment.

**1 YEAR MACHINE**  
**5 YEAR LTD GEARBOX** *Warranty*

**RHINOAG**

## RC115 &amp; RC118 Continued

## ORDERING SECTION

To order complete machine, select one item each from groups 1- 4.  
Order special paint and extra equipment as needed.

CATALOG NUMBER	DESCRIPTION	APPROX SHIPPING WEIGHT (LBS)	LIST PRICE (\$US)
<b>GROUP 1. BASE UNIT - RC115, RC118</b>			
00727121	RC115 Base Unit, 15' Row Crop Flail Shredder	4,425	\$24,582
00727122	RC118 Base Unit, 18' Row Crop Flail Shredder	4,785	\$26,755
<b>GROUP 2. HITCH SELECTION - RC115, RC118</b>			
00727125	Lift-Type Hitch w/ 4 Fixed Axles*		\$4,627
00727126	Pull-Type Hitch w/ 4 Fixed Axles	210	\$6,702
00727127	Semi-Mount or Lift Type Hitch w/ 4 Swivel Axles*		\$7,359
<b>GROUP 3. DRIVELINE SELECTION - RC115, RC118</b>			
00726673A	Lift or Semi-Mount, CAT 6 w/ 1 3/8" PTO Yoke	175	\$1,010
00726672A	Lift or Semi-Mount, CAT 6 w/ 1 3/4" PTO Yoke	185	\$1,217
00786844	Pull-Type, CAT 5 CV Driveline, 1 3/8" PTO Yoke	210	\$1,294
00786845	Pull-Type, CAT 5 CV Driveline, 1 3/4" PTO Yoke	240	\$1,294
<b>GROUP 4. LIFT SELECTION - RC115, RC118</b>			
00554600P	Ratchet Jack Manual Lift Kit	12	\$140
00725933	Hydraulic Cylinder Lift Kit	50	\$440
<b>SPECIAL PAINT COLOR SELECTION - RHINO ORANGE IS STANDARD</b>			
00787653	JD Green		\$250
00787654	Kubota Orange		\$250
00787655	Case IH Red		\$250
00787656	MF Red		\$250
00787657	NH Blue		\$250
<b>CONTAINER FEES - INTERNATIONAL SHIPMENTS</b>			
00888891	Container Processing Fee (Each Unit is Processed to Accommodate Loading)		\$300 Net
00888892	Container Loading Fee (Single Charge Per Container Load)		\$325 Net

\*Lift-Type and Semi-Mount units must be used on tractors equipped with Quick Hitches.



**1 YEAR MACHINE  
5 YEAR LTD GEARBOX** *Warranty*



# RC120

## Row Crop Flail Shredders

### STANDARD EQUIPMENT & SPECIFICATIONS

Cutting Width:	240"
Overall Width:	264"
Cutting Height:	1"-18"
Hitch:	CAT 2 & 3 QH Lift*
	Semi-Mount or Pull-Type*
Cuttershaft Diameter:	10 3/4"
Blades:	Hard-Surfaced w/ Tungsten Carbide
HP Required:	Lift 130 Semi-Mount 120 Pull 120
Tires:	(4) 9.5L-15"
Wheel Hubs:	6-Bolt
Gearbox Rating (1000 RPM):	207 HP
Gearbox Oil (85W-140):	Factory Filled
Knife Tip Speed:	12620 FPM, Reverse Rotation
Number of Blades:	216
Driveline Size:	CAT 5 or 6
Driveline Protection:	5 x 5 V, Banded Belt
Rotor Bearing Protection:	Anti-Wrap Seal Protector
Cuttershaft Bearings:	2 9/16"
Hood Thickness:	3/16", w/ 3/16" Internal Wear Liners
End Plate Thickness:	1/4"
Safety Deflector- Light Kit:	Std
Weight (Approx):	4,950 lbs

\*Tractor Quick Hitch must be used for Lift-type and Semi-Mount units.



Unit shown with extra equipment.

**1 YEAR MACHINE**  
**5 YEAR LTD GEARBOX** *Warranty*

**RHINOAG**

## ORDERING SECTION

To order complete machine, select one item each from groups 1 - 4.  
Order special paint and extra equipment as needed.

CATALOG NUMBER	DESCRIPTION	APPROX SHIPPING WEIGHT (LBS)	LIST PRICE (\$US)
<b>GROUP 1. BASE UNIT - RC120</b>			
00727123	RC120 Base Unit, 20' Row Crop Flail Shredder	4,950	\$30,119
<b>GROUP 2. HITCH SELECTION - RC120</b>			
00727128	Lift-Type Hitch w/ 4 Fixed Axles*		\$4,710
00727129	Lift-Type Hitch w/ End Tow & w/ 4 Fixed Axles*	660	\$8,550
00727130	Pull-Type Hitch w/ 4 Fixed Axles	210	\$4,399
00727131	Pull-Type Hitch w/ End Tow & w/ 4 Fixed Axles	870	\$7,380
00727132	Semi-Mount or Lift Type Hitch w/ 4 Swivel Axles*		\$7,365
00727133	Semi-Mount or Lift Type Hitch w/ End Tow & w/ 4 Swivel Axles*	660	\$9,947
<b>GROUP 3. DRIVELINE SELECTION - RC120</b>			
00726673A	Lift or Semi-Mount, CAT 6 Driveline w/ 1 3/8" PTO Yoke	175	\$1,010
00726672A	Lift or Semi-Mount, CAT 6 Driveline w/ 1 3/4" PTO Yoke	185	\$1,217
00727151	Lift or Semi-Mount, CAT 6 Driveline w/ 1 3/4" PTO Yoke - Extended Length (for use w/ 50" wheel package)		\$1,671
00786844	Pull-Type, CAT 5 CV Driveline, 1 3/8" PTO Yoke	210	\$1,294
00786845	Pull-Type, CAT 5 CV Driveline, 1 3/4" PTO Yoke	240	\$1,294
<b>GROUP 4. LIFT SELECTION - RC120</b>			
00554600P	Ratchet Jack Manual Lift Kit	12	\$140
00725933	Hydraulic Cylinder Lift Kit	Included	\$440
<b>SPECIAL PAINT COLOR SELECTION - RHINO ORANGE IS STANDARD</b>			
00787653	JD Green		\$250
00787654	Kubota Orange		\$250
00787655	Case IH Red		\$250
00787656	MF Red		\$250
00787657	NH Blue		\$250
<b>EXTRA EQUIPMENT (MUST ORDER SEPARATELY)</b>			
00727009	End Tow Kit, RC120 Pull-Type (Field Installation)	660	\$7,106
00727010	End Tow Kit, RC120 Semi-Mt or Lift-Type (Field Installation)	500	\$7,109
<b>CONTAINER FEES - INTERNATIONAL SHIPMENTS</b>			
00888891	Container Processing Fee (Each Unit is Processed to Accommodate Loading)		\$300 Net
00888892	Container Loading Fee (Single Charge Per Container Load)		\$325 Net

\*Tractor Quick Hitch must be used for Lift-type and Semi-Mount units.



**1 YEAR MACHINE**  
**5 YEAR LTD GEARBOX** *Warranty*

# RC125

## Row Crop Flail Shredders

### STANDARD EQUIPMENT & SPECIFICATIONS

Cutting Width:	300"
Overall Width:	324"
Cutting Height:	1"-18"
Hitch:	Lift, Pull, or Semi-Mount Type*
Cuttershaft Diameter:	10 3/4"
Blades:	Hard-Surfaced
HP Required:	Lift 160 Semi-Mount 150 Pull 140
PTO Type:	1000 RPM
Tires:	(4) 9.5L-15
Gearbox Rating:	207 HP
Gearbox Oil (85W-140):	Factory Filled
Knife Tip Speed:	12,620 FPM, Reverse Rotation
Number of Blades:	272
Driveline Size:	CAT 5 or 6
Driveline Protection:	5 x 5 V, Banded Belt
Rotor Bearing Protection:	Anti-Wrap Seal Protector
Cuttershaft Bearings:	2 9/16"
Hood Thickness:	3/16", w/ 3/16" Internal Wear Liners
End Plate Thickness:	1/4"
Safety Deflector - Light Kit:	Std
Weight (Approx):	6,300 lbs

\*Tractor Quick Hitch must be used for Lift-Type and Semi-Mount units.



Unit shown with extra equipment.

**1 YEAR MACHINE**  
**5 YEAR LTD GEARBOX** *Warranty*

**RHINOAG**



### ORDERING SECTION

To order complete machine, select one item each from groups 1 - 4. Order special paint and extra equipment as needed to complete machine. End tow kits shown in "Extra Equipment" must be ordered separately.

CATALOG NUMBER	DESCRIPTION	APPROX SHIPPING WEIGHT (LBS)	LIST PRICE (\$US)
<b>GROUP 1. BASE UNIT - RC125</b>			
00727124	RC125 Base Unit, 25' Row Crop Flail Shredder	6150	\$38,037
<b>GROUP 2. HITCH SELECTION - RC125</b>			
00727128	Lift-Type Hitch w/ 4 Fixed Axles*	In Base	\$4,710
00727134	Lift-Type Hitch w/ End Tow & w/ 4 Fixed Axles*	450	\$8,565
00727130	Pull-Type Hitch w/ 4 Fixed Axles	150	\$4,399
00727135	Pull-Type Hitch w/ End Tow & w/ 4 Fixed Axles	780	\$7,385
00727132	Semi-Mount or Lift Type Hitch w/ 4 Swivel Axles*	100	\$7,365
00727136	Semi-Mount or Lift Type Hitch w/ End Tow & w/ 4 Swivel Axles*	450	\$9,952
<b>GROUP 3. LIFT KIT - RC125 - AUTOMATICALLY ADDED TO SALES ORDER</b>			
00725933	Hydraulic Cylinder Lift Kit	In Base	\$440
<b>GROUP 4. DRIVELINE SELECTION - RC125</b>			
00726673A	Lift or Semi-Mount, CAT 6 Driveline w/ 1 3/8" PTO Yoke	175	\$1,010
00726672A	Lift or Semi-Mount, CAT 6 Driveline w/ 1 3/4" PTO Yoke	185	\$1,217
00727151	Lift or Semi-Mount, CAT 6 Driveline w/ 1 3/4" PTO Yoke - Extended Length (for use w/ 50" wheel package)		\$1,671
00786844	Pull-Type, CAT 5 CV Driveline, 1 3/8" PTO Yoke	210	\$1,294
00786845	Pull-Type, CAT 5 CV Driveline, 1 3/4" PTO Yoke	240	\$1,294
<b>SPECIAL PAINT COLOR SELECTION - RHINO ORANGE IS STANDARD</b>			
00787653	JD Green		\$250
00787654	Kubota Orange		\$250
00787655	Case IH Red		\$250
00787656	MF Red		\$250
00787657	NH Blue		\$250

*RC125 Continued on Next Page*

\*Tractor Quick Hitch must be used for Lift-Type and Semi-Mount units.



**1 YEAR MACHINE  
5 YEAR LTD GEARBOX** *Warranty*



RC125 Continued

## ORDERING SECTION

CATALOG NUMBER	DESCRIPTION	APPROX SHIPPING WEIGHT (LBS)	LIST PRICE (\$US)
<b>EXTRA EQUIPMENT</b>			
00727042	Pair of Fixed Axles for Pull & Lift-Type - Complete w/ Tires & Wheels (May Not Fit all Row Spacings) Not Recommended w/ End Tow Kit	199	\$1,988
00727141	Pair of Swivel Axles for Semi-Mount or Lift-Type - Complete w/ Tires & Wheels (May not fit all row spacings) Not Recommended w/ End Tow Kit	229	\$2,795
00726952	End Tow Kit, Pull-Type, (For Field Installation) (Order separately from machine)	580	\$7,038
00726953	End Tow Kit, Semi-Mount or Lift, (For Field Installation) (Order separately from machine)	420	\$7,038
<b>CONTAINER FEES - INTERNATIONAL SHIPMENTS</b>			
00888891	Container Processing Fee (Each Unit is Processed to Accommodate Loading)		\$300 Net
00888892	Container Loading Fee (Single Charge Per Container Load)		\$325 Net



1 YEAR MACHINE  
5 YEAR LTD GEARBOX *Warranty*

**RHINOAG**

# FA513, FA613, FA713

## 3-Pt Finishing Mowers

### STANDARD EQUIPMENT & SPECIFICATIONS

Model	FA513	FA613	FA713
Mowing Width:	59"	71"	83"
Overall Width:	63"	75"	87"
Blade Number:	3	3	3
Cutting Height:	3/4" - 4 1/4"	3/4" - 4 1/4"	1-1/2" - 4 1/2"
Height Adjustment:	Bushing	Bushing	Bushing
Hitch:	CAT 1	CAT 1	CAT 1
Blades:	6mm x 60mm	6mm x 60mm	6mm x 60mm
Blade Overlap:	1"	1"	1"
PTO HP Required:	16 - 40	22 - 50	30 - 60
Gearbox Ratio:	1:2.8	1:2.8	1:2.8
Blade Tip Speed:	14,070 FPM	14,183 FPM	15,257 FPM
Cutting Capacity (Max.):	Grass	Grass	Grass
Driveline Size:	CAT 3 ASAE	CAT 3 ASAE	CAT 3 ASAE
Drive Belt Section:	"B"	"B"	"B"
Number of Drive Belts:	2	2	2
Deck Thickness:	4mm (.157")	4mm (.157")	5mm (.197")
Tires & Wheels:	Solid	Solid	Solid
Anti-Scalp Roller:	Standard	Standard	Standard
Discharge:	Rear	Rear	Rear
Weight (Approx):	432 lbs	472 lbs	816 lbs



### ORDERING SECTION

CATALOG NUMBER	DESCRIPTION	APPROX SHIPPING WEIGHT (LBS)	LIST PRICE (\$US)
<b>BASE UNIT - FA513, FA613, FA713</b>			
FA513001	FA Finish Mower, 60" - Rhino Orange	432	\$3,234
FA613001	FA Finish Mower, 72" - Rhino Orange	472	\$3,400
FA713001	FA Finish Mower, 84" - Rhino Orange	816	\$4,766

# RHINOAG

**1 YEAR MACHINE** *Warranty*

## STANDARD EQUIPMENT &amp; SPECIFICATIONS

	FX17	FX21
Cutting Width:	198"	252"
Overall Width:	204"	258"
Overall Length:	156"	156"
Transport Width:	96"	96"
Transport Height:	88"	115"
Operating Wing Flex Range:	30° Up / 30° Down	
Cutting Height Range:	1" - 6"	1" - 6"
Cutting Capacity:	Grass	Grass
HP Required (540 RPM):	40	45
Decks:	2 - 62", 1 - 88"	3 - 88"
Blade Tip Speed:	8,900 FPM	8,900 FPM
Number of Blades Per Head:		
62": Fine Cut/ Coarse Cut	76 Pair / 36 Pair	N/A / N/A
88": Fine Cut / Coarse Cut	108 Pair / 44 Pair	108 Pair / 44 Pair
Blade Rotation:	Forward	Forward
Mower Head Overlap:	6"	6"
Cuttershaft Diameter:	4 1/2"	4 1/2"
Cuttershaft Bearings:	1 15/16", Self-Aligning Greaseable	
Roller Diameter:	6"	6"
Main Drive Belt:	5 Groove, Power Band	
Hood Thickness:	10 Ga	10 Ga
End Plate Thickness:	5/16", (3/8" Inside Wings)	
Main Driveline:	CAT 4, Constant Velocity	
Wing and Rear Driveline:	CAT 3 & CAT 4 Respectively	
Transport Wheels:	11L-15	11L-15
Transport Wheels Width:	92"	92"
Automatic Wing Transport Lock:	Std	Std
Replaceable Skid Shoes:	Std	Std
Rear Deflectors:	Std	Std
Weight (Approx)	4,450 Lbs	4,674 Lbs

# FLEX FLAIL®

## Flex-Wing Flail Mowers

Flex Flail® is a registered trademark of the Alamo Group Inc.

**BUILT TO ORDER**



**RHINOAG**  
1 YEAR MACHINE *Warranty*

## ORDERING SECTION

CATALOG NUMBER	DESCRIPTION	APPROX SHIPPING WEIGHT (LBS)	LIST PRICE (\$US)
<b>BASE UNIT - FX17, FX21</b>			
07391732	FX17, Fine Cut Knives	4,450	\$48,645
07391722	FX17, Coarse Cut Knives	4,441	\$48,645
07392132	FX21, Fine Cut Knives	4,674	\$54,079
07392122	FX21, Coarse Cut Knives	4,665	\$54,079
<b>EXTRA EQUIPMENT</b>			
00778219	FX17 Reverse Rotation - Factory Installed	50	\$1,734
00778220	FX21 Reverse Rotation - Factory Installed	50	\$2,060
00778538	FX17 Rear Roller Scraper Kit	225	\$1,682
00778539	FX21 Rear Roller Scraper Kit	260	\$1,899

# New! TWISTER

## 10 SERIES

4, 5, & 6 Economy

**\*Sold in 2 Packs  
of Identical Units\***



### STANDARD EQUIPMENT & SPECIFICATIONS

Model	TW14	TW15	TW16
Cutting Width:	48"	60"	72"
Overall Width:	52 1/2"	64"	76 1/4"
Overall Length:	87"	99"	111"
Cutting Height (Min):	1 1/2"	1 1/2"	1 1/2"
Hitch:	CAT 1 - Std	CAT 1 - Std	CAT 1 - Std
Blade Carrier:	Infinity - Steel	Infinity - Steel	Infinity - Steel
Blades :	1/2" x 3"	1/2" x 3"	1/2" x 3"
PTO HP Required (Min):	20	20	25
Gearbox Rating: *	60 HP	60 HP	60 HP
Blade Tip Speed (FPM):	15,608 FPM	16,117 FPM	14,963 FPM
Cutting Capacity:	1"	1"	1"
Driveline Size:	CAT 3	CAT 3	CAT 3
Driveline Protection:	Shear Bolt or Slip Clutch	Shear Bolt or Slip Clutch	Shear Bolt or Slip Clutch
Deck Thickness:	12 Ga	12 Ga	12 Ga
Side Skirt:	10 Ga	10 Ga	10 Ga
Tire and Wheel:	3.75" x 15" Solid Rubber Tire	3.75" x 15" Solid Rubber Tire	3.75" x 15" Solid Rubber Tire
Safety Deflector:	Front Belt / Rear Steel Band	Front Belt / Rear Steel Band	Front Belt / Rear Steel Band
Weight (Approx):	460 lbs	530 lbs	630 lbs

\* Gearbox Rating Based on Field Performance



# RHINOAG

**1 YEAR MACHINE  
3 YEAR LTD GEARBOX** *Warranty*



## TWISTER 10 Series Continued

**ORDERING SECTION - TW14**

Order a base unit from Group 1 and a driveline from Group 2 to complete your TW14.

CATALOG NUMBER	DESCRIPTION	APPROX SHIPPING WEIGHT (LBS)	LIST PRICE EACH (\$US)
<b>GROUP 1. BASE UNIT - TW14 (Sold in 2 packs of identical units)</b>			
TW14-1OR1	48" Economy Rotary Mower - Rhino Orange	460	\$1,358
TW14-1GR1	48" Economy Rotary Mower - JD Green	460	\$1,378
TW14-1OR2	48" Economy Rotary Mower - Kubota Orange	460	\$1,378
TW14-1RD3	48" Economy Rotary Mower - MF Red	460	\$1,378
TW14-1BL1	48" Economy Rotary Mower - NH Blue	460	\$1,378
TW14-1RD2	48" Economy Rotary Mower - Case IH Red	460	\$1,378
<b>GROUP 2. DRIVELINE - TW14</b>			
00789314	Shear Bolt CAT 3 Driveline		\$111
00759318C	Slip Clutch CAT 3 Driveline		\$270

**ORDERING SECTION - TW15**

Order a base unit from Group 1 and a driveline from Group 2 to complete your TW15.

CATALOG NUMBER	DESCRIPTION	APPROX SHIPPING WEIGHT (LBS)	LIST PRICE EACH (\$US)
<b>GROUP 1. BASE UNIT - TW15 (Sold in 2 packs of identical units)</b>			
TW15-1OR1	60" Economy Rotary Mower - Rhino Orange	530	\$1,516
TW15-1GR1	60" Economy Rotary Mower - JD Green	530	\$1,536
TW15-1OR2	60" Economy Rotary Mower - Kubota Orange	530	\$1,536
TW15-1RD3	60" Economy Rotary Mower - MF Red	530	\$1,536
TW15-1BL1	60" Economy Rotary Mower - NH Blue	530	\$1,536
TW15-1RD2	60" Economy Rotary Mower - Case IH Red	530	\$1,536
<b>GROUP 2. DRIVELINE - TW15</b>			
00789318	Shear Bolt CAT 3 Driveline		\$129
00759318C	Slip Clutch CAT 3 Driveline		\$270

**ORDERING SECTION - TW16**

Order a base unit from Group 1 and a driveline from Group 2 to complete your TW16.

CATALOG NUMBER	DESCRIPTION	APPROX SHIPPING WEIGHT (LBS)	LIST PRICE EACH (\$US)
<b>GROUP 1. BASE UNIT - TW16 (Sold in 2 packs of identical units)</b>			
TW16-1OR1	72" Economy Rotary Mower - Rhino Orange	630	\$1,744
TW16-1GR1	72" Economy Rotary Mower - JD Green	630	\$1,764
TW16-1OR2	72" Economy Rotary Mower - Kubota Orange	630	\$1,764
TW16-1RD3	72" Economy Rotary Mower - MF Red	630	\$1,764
TW16-1BL1	72" Economy Rotary Mower - NH Blue	630	\$1,764
TW16-1RD2	72" Economy Rotary Mower - Case IH Red	630	\$1,764
<b>GROUP 2. DRIVELINE - TW16</b>			
00789318	Shear Bolt CAT 3 Driveline		\$129
00759318C	Slip Clutch CAT 3 Driveline		\$270

New!

# TWISTER

## 20 SERIES

5', 6', &amp; 7' Medium-Duty

### STANDARD EQUIPMENT & SPECIFICATIONS

Model	TW25	TW26	TW27	TW27DTW
Cutting Width:	60"	72"	84"	84"
Overall Width:	64 1/4"	76 1/4"	88 1/4"	88 1/4"
Overall Length:	108"	118"	135"	135"
Cutting Height (Min):	1 1/2"	1 1/2"	1 1/2"	1 1/2"
Hitch:	CAT 1/ CAT 2 Std. CAT 1/ CAT 2 Q.H. iMatch™*	CAT 1/ CAT 2 Std. CAT 1/ CAT 2 Q.H. iMatch™*	CAT 2/ CAT 3 Std. CAT 2/ CAT 3 Q.H.	CAT 2/ CAT 3 Std. CAT 2/ CAT 3 Q.H.
Blade Carrier:	Infinity - Steel	Infinity - Steel	Infinity - Steel	Infinity - Steel
Blades:	1/2" x 3"	1/2" x 3"	1/2" x 3"	1/2" x 3"
PTO HP Required (Min):	25	35	45	45
Gearbox Rating: **	65 HP	65 HP	130 HP	130 HP
Blade Tip Speed (FPM):	14,335	14,963	14,369	14,369
Cutting Capacity:	2"	2"	2"	2"
Driveline Size:	CAT 3	CAT 3	CAT 4	CAT 4
Driveline Protection:	Slip Clutch	Slip Clutch	Slip Clutch	Slip Clutch
Deck Thickness:	12 Ga	12 Ga	12 Ga	12 Ga
Side Skirt:	7 Ga	7 Ga	7 Ga	7 Ga
Tire and Wheel:	4" x 8" Laminated	4" x 8" Laminated	4" x 8" Laminated	(2) 4" x 8" Laminated
Safety Deflector:	Deflectors or Chains	Deflectors or Chains	Deflectors or Chains	Deflectors or Chains
Weight (Approx): w/ Rubber Deflectors w/ Chains	720 lbs 760 lbs	800 lbs 865 lbs	1105 lbs 1180 lbs	1255 lbs 1330 lbs

\* Gearbox Rating Based on Field Performance

\*\* iMatch™ is a trademark of Deere &amp; Company



# RHINOAG

1 YEAR MACHINE  
5 YEAR LTD GEARBOX *Warranty*

## TWISTER 20 Series Continued

## ORDERING SECTION - TW25

Order a base unit from Group 1 and a guarding from Group 2 to complete your TW25.

CATALOG NUMBER	DESCRIPTION	APPROX SHIPPING WEIGHT (LBS)	LIST PRICE (\$US)
<b>GROUP 1. BASE UNIT - TW25</b>			
TW25-1OR1	60" Medium-Duty Rotary Mower - Rhino Orange	700	\$2,276
TW25-1GR1	60" Medium-Duty Rotary Mower - JD Green	700	\$2,376
TW25-1OR2	60" Medium-Duty Rotary Mower - Kubota Orange	700	\$2,376
TW25-1RD3	60" Medium-Duty Rotary Mower - MF Red	700	\$2,376
TW25-1BL1	60" Medium-Duty Rotary Mower - NH Blue	700	\$2,376
TW25-1RD2	60" Medium-Duty Rotary Mower - Case IH Red	700	\$2,376
<b>GROUP 2. GUARDING - TW25</b>			
00792286	Rubber Deflector	20	\$109
00792291	Single Chain Guards	60	\$212

## ORDERING SECTION - TW26

Order a base unit from Group 1 and a guarding from Group 2 to complete your TW26.

CATALOG NUMBER	DESCRIPTION	APPROX SHIPPING WEIGHT (LBS)	LIST PRICE (\$US)
<b>GROUP 1. BASE UNIT - TW26</b>			
TW26-1OR1	72" Medium-Duty Rotary Mower - Rhino Orange	780	\$2,696
TW26-1GR1	72" Medium-Duty Rotary Mower - JD Green	780	\$2,796
TW26-1OR2	72" Medium-Duty Rotary Mower - Kubota Orange	780	\$2,796
TW26-1RD3	72" Medium-Duty Rotary Mower - MF Red	780	\$2,796
TW26-1BL1	72" Medium-Duty Rotary Mower - NH Blue	780	\$2,796
TW26-1RD2	72" Medium-Duty Rotary Mower - Case IH Red	780	\$2,796
<b>GROUP 2. GUARDING - TW26</b>			
00792365	Rubber Deflector	20	\$119
00792370	Single Chain Guards	65	\$362

## ORDERING SECTION - TW27

Order a base unit from Group 1, guarding from Group 2, and tail wheel from Group 3 to complete your TW27.

CATALOG NUMBER	DESCRIPTION	APPROX SHIPPING WEIGHT (LBS)	LIST PRICE (\$US)
<b>GROUP 1. BASE UNIT - TW27</b>			
TW27-1OR1	84" Medium-Duty Rotary Mower - Rhino Orange	1080	\$3,685
TW27-1GR1	84" Medium-Duty Rotary Mower - JD Green	1080	\$3,785
TW27-1OR2	84" Medium-Duty Rotary Mower - Kubota Orange	1080	\$3,785
TW27-1RD3	84" Medium-Duty Rotary Mower - MF Red	1080	\$3,785
TW27-1BL1	84" Medium-Duty Rotary Mower - NH Blue	1080	\$3,785
TW27-1RD2	84" Medium-Duty Rotary Mower - Case IH Red	1080	\$3,785
<b>GROUP 2. GUARDING - TW27</b>			
00792436	Rubber Deflector	25	\$212
00792441	Single Chain Guards	100	\$533
<b>GROUP 3. TIRE &amp; WHEEL - TW27</b>			
00792618	Single Tail Wheel 4" X 8" Laminated		\$383
00792619	Dual Tail Wheel (2) 4" X 8" Laminated		\$745

New!

**TWISTER****30 SERIES**

5' &amp; 6' Heavy-Duty

**STANDARD EQUIPMENT & SPECIFICATIONS**

Model	TW35	TW36
Cutting Width:	60"	72"
Overall Width:	66 1/2"	78 1/2"
Overall Length:	105"	121"
Cutting Height (Min):	1 1/2"	1 1/2"
Hitch:	CAT 1/ CAT 2 Std. CAT 1/ CAT 2 Q.H. iMatch™ *	CAT 1/ CAT 2 Std. CAT 1/ CAT 2 Q.H. iMatch™ *
Blade Carrier:	Infinity - Cast	Infinity - Cast
Blades:	1/2" x 4" Updraft	1/2" x 4" Updraft
PTO HP Required (Min):	35	45
Gearbox Rating: **	130 HP	130 HP
Blade Tip Speed (FPM):	14,497	14,854
Cutting Capacity:	3"	3"
Driveline Size:	CAT 4	CAT 4
Driveline Protection:	Slip Clutch	Slip Clutch
Deck Thickness:	10 Ga	10 Ga
Side Skirt:	1/4"	1/4"
Tire and Wheel:	Laminated	Laminated
Safety Deflector:	Deflectors or Chains	Deflectors or Chains
Weight (Approx):		
	w/ Rubber Deflectors	920 lbs
	w/ Chains	975 lbs
		1075 lbs
		1140 lbs

\* iMatch™ is a trademark of Deere &amp; Company

\*\* Gearbox Rating Based on Field Performance

**RHINOAG**
**1 YEAR MACHINE**  
**5 YEAR LTD GEARBOX** *Warranty*

## TWISTER 30 Series Continued

**ORDERING SECTION - TW35**

Order a base unit from Group 1 and a guarding from Group 2 to complete your TW35.  
Order extra equipment as needed

CATALOG NUMBER	DESCRIPTION	APPROX SHIPPING WEIGHT (LBS)	LIST PRICE (\$US)
<b>GROUP 1. BASE UNIT - TW35</b>			
TW35-1OR1	60" Heavy-Duty Rotary Mower - Rhino Orange		\$3,209
TW35-1GR1	60" Heavy-Duty Rotary Mower - JD Green		\$3,329
TW35-1OR2	60" Heavy-Duty Rotary Mower - Kubota Orange		\$3,329
TW35-1RD3	60" Heavy-Duty Rotary Mower - MF Red		\$3,329
TW35-1BL1	60" Heavy-Duty Rotary Mower - NH Blue		\$3,329
TW35-1RD2	60" Heavy-Duty Rotary Mower - Case IH Red		\$3,329
<b>GROUP 2. GUARDING - TW35</b>			
00792518	Rubber Deflector		\$279
00792521	Single Chain Guards		\$569
00792524	Double Chain Guards		\$802
<b>EXTRA EQUIPMENT - TW35</b>			
00791628	Round Pan Blade Carrier		\$274

**ORDERING SECTION - TW36**

Order a base unit from Group 1 and a guarding from Group 2 to complete your TW36.  
Order extra equipment as needed

CATALOG NUMBER	DESCRIPTION	APPROX SHIPPING WEIGHT (LBS)	LIST PRICE (\$US)
<b>GROUP 1. BASE UNIT - TW36</b>			
TW36-1OR1	72" Heavy-Duty Rotary Mower - Rhino Orange		\$3,623
TW36-1GR1	72" Heavy-Duty Rotary Mower - JD Green		\$3,743
TW36-1OR2	72" Heavy-Duty Rotary Mower - Kubota Orange		\$3,743
TW36-1RD3	72" Heavy-Duty Rotary Mower - MF Red		\$3,743
TW36-1BL1	72" Heavy-Duty Rotary Mower - NH Blue		\$3,743
TW36-1RD2	72" Heavy-Duty Rotary Mower - Case IH Red		\$3,743
<b>GROUP 2. GUARDING - TW36</b>			
00792562	Rubber Deflector		\$305
00792565	Single Chain Guards		\$725
00792568	Double Chain Guards		\$978
<b>EXTRA EQUIPMENT - TW36</b>			
00791628	Round Pan Blade Carrier		\$274



Blade Bolt Access Hole

LEFT BLANK INTENTIONALLY  
**RHINOAG**

**472** *Limited Availability!***6' Single Spindle Rotary Cutters****STANDARD EQUIPMENT & SPECIFICATIONS**

Model:	472
Mowing Width:	72"
Overall Width:	79 1/2"
Overall Length:	121"
Min Cutting Height:	1 1/2"
Hitch*:	CAT 1 & 2 / CAT 1 & 2 QH
PTO Type:	540 RPM
Blade Carrier:	Reinforced Pan
Blades:	1/2" x 4" Updraft
Min PTO HP Required:	55
Gearbox Rating**:	210 HP
Gearbox Oil (85W-140):	Factory Filled
Output Shaft Diameter:	2 3/8"
Blade Tip Speed:	16,286 FPM
Cutting Capacity:	4 1/2" Max
Driveline Size:	CAT 5
Driveline Protection:	Slip Clutch
Side Skirt:	1/4" x 11"
Tires & Wheels:	Laminated
Safety Deflector:	Single or Double Chains
Weight (Approx):	1,560 lbs

\*Requires adaptor bushing sold seperately (Top Link)

\*\* Gearbox Rating Based on Field Performance



**RHINOAG**

**1 YEAR MACHINE  
5 YEAR LTD GEARBOX** *Warranty*



# Model 472

*Limited Availability!*

## ORDERING SECTION

To order complete machine, select one item each from groups 1 - 3.

CATALOG NUMBER	DESCRIPTION	APPROX SHIPPING WEIGHT (LBS)	LIST PRICE (\$US)
<b>GROUP 1. BASE UNIT - 472</b>			
00472-1OR1	472 Rotary Cutter, 72", 540 RPM - Rhino Orange	1,560	\$5,486
<b>GROUP 2. HITCH SELECTION - 472</b>			
00787565	Standard Hitch (QH Compatible)		\$233
<b>GROUP 3. GUARDING SELECTION - 472</b>			
00787563	Single Chain Guards	100	\$699
00787564	Double Chain Guards	160	\$973

### REPLACEMENT ITEMS (SEE NOTE)

NOTE: The following items are listed for reference only and are available through Rhino Service Parts. See RhinoAg E-Commerce site ([www.rhinoparts.com](http://www.rhinoparts.com)) for latest price and terms information.

PART NUMBER	DESCRIPTION	QUANTITY REQUIRED
00780882	Blades, Updraft CCW	2
B571044	Blade Bolt Kit	1
00778047	Washer	2
571045	Shoulder Bolt Washer	2
00781256	Front Single Chain Guard	1
00785231	Rear Single Chain Guard	1
00785246	Front Double Chain Guard	1
00785247	Rear Double Chain Guard	1
3570	Check Chains	1



**1 YEAR MACHINE  
5 YEAR LTD GEARBOX** *Warranty*



*Limited Availability!* **284 & 484**  
**7' Single Spindle Rotary Cutters**

**STANDARD EQUIPMENT & SPECIFICATIONS**

<b>Model:</b>	<b>284</b>	<b>484</b>
Mowing Width:	84"	84"
Overall Width:	90 1/2"	90 1/2"
Overall Length:	138 1/2" Lift	138 1/2" Lift
	154 1/2" Pull	154 1/2" Pull
Min Cutting Height:	1 1/2"	1 1/2"
Hitch*:	CAT 2 & 3, CAT 1, 2, & 3 QH	CAT 2 & 3, CAT 1, 2, & 3 QH
PTO Type:	540 RPM	540 RPM
Blade Carrier:	Reinforced Pan	Reinforced Pan
Blades:	1/2" x 4" Updraft	1/2" x 4" Updraft
Min PTO HP Required:	60 (Lift)	60 (Lift)
	45 (Pull)	50 (Pull)
Gearbox Rating**:	130 HP	210 HP
Gearbox Oil (85W-140):	Factory Filled	Factory Filled
Output Shaft Diameter:	2"	2 3/8"
Blade Tip Speed:	16,328 FPM	15,675 FPM
Cutting Capacity:	2 1/2" Max	4 1/2" Max
Driveline Size:	CAT 4	CAT 5
Driveline Protection:	Slip Clutch	Slip Clutch
Side Skirt:	1/4" x 11"	1/4" x 11"
Tires & Wheels:	Optional	Optional
Safety Deflector:	Deflectors or Chains	Single or Double Chains
Weight (Approx):	1,265 lbs Lift / 1,427 lbs Pull	1,823 lbs

\*Requires adaptor bushing sold separately (Top Link)

\*\* Gearbox Rating Based on Field Performance



**1 YEAR MACHINE**  
**5 YEAR LTD GEARBOX** *Warranty*

**RHINOAG**

# Model 284

*Limited Availability!***ORDERING SECTION**

To order complete machine, select one item each from groups 1, 2, 3 &amp; 4.

CATALOG NUMBER	DESCRIPTION	APPROX SHIPPING WEIGHT (LBS)	LIST PRICE (\$US)
<b>GROUP 1. BASE UNIT - 284</b>			
00284-3OR1	284 Rotary Cutter, 84", 540 RPM - Rhino Orange	1,198	\$4,658
<b>GROUP 2. HITCH SELECTION - 284</b>			
00787587	Lift-Type Hitch (QH Compatible)		\$398
00787588	Pull-Type Hitch (Includes Tongue, Jack, Driveline, Intermediate Driveline w/ Clutch & Shielding, Spring Shock Absorber)	128	\$3,395
<b>GROUP 3A. AXLE &amp; TIRE SELECTION - 284 LIFT-TYPE ONLY (INCLUDES TIRES &amp; WHEELS)</b>			
00787589	1 Laminated Tire & Axle, 15"	75	\$362
00787590	2 Laminated Tires & Axles, 15"	150	\$730
<b>GROUP 3B. AXLE &amp; TIRE SELECTION - 284 - PULL-TYPE ONLY (INCLUDES AXLE, HUB &amp; SPINDLE, HYDRAULIC LIFT)</b>			
00787575	2 Laminated Tires & Wheels 6" x 9" x 20.75"	150	\$523
00787576	2 Rhino Trax Tires & Wheels 25.6" x 7" x 18"	240	\$838
00787577	2 Pneumatic Used Airplane Tires & Wheels 27.75" x 8.75" x 14.5" 24 ply	150	\$693
<b>GROUP 4. GUARDING SELECTION - 284</b>			
00787584	Rubber Deflector	38	\$212
00787571	Single Chain Guards	95	\$781
00787572	Double Chain Guards	110	\$999
<b>REPLACEMENT ITEMS (SEE NOTE)</b>			

NOTE: The following items are listed for reference only and are available through Rhino Service Parts. See RhinoAg E-Commerce site ([www.rhinoparts.com](http://www.rhinoparts.com)) for latest price and terms information.

PART NUMBER	DESCRIPTION	QUANTITY REQUIRED
0582010330	Blades, Updraft CCW	2
B571044	Blade Bolt Kit	1
00778047	Washer, Square ID	2
571045	Washer, Shoulder Bolt	2



**1 YEAR MACHINE  
5 YEAR LTD GEARBOX** *Warranty*

*Limited Availability!***Model 484****ORDERING SECTION**

To order complete machine, select one item each from groups 1, 2, 3 (Pull-Type Only) &amp; 4.

CATALOG NUMBER	DESCRIPTION	APPROX SHIPPING WEIGHT (LBS)	LIST PRICE (\$US)
<b>GROUP 1. BASE UNIT - 484</b>			
00484-1OR1	484 Rotary Cutter, 84", 540 RPM - Rhino Orange	1,823	\$5,247
<b>GROUP 2. HITCH SELECTION - 484</b>			
00787573	Lift-Type Hitch (Includes 2 Laminated Tires & Wheels, Driveline)		\$1,749
00787574	Pull-Type Hitch (Includes Tongue, Jack, Driveline, Intermediate Driveline w/ Clutch & Shielding, Spring Shock Absorber)	128	\$3,628
<b>GROUP 3. TIRE SELECTION - 484 - PULL-TYPE ONLY (INCLUDES AXLE, HUB &amp; SPINDLE, HYDRAULIC LIFT)</b>			
00787575	2 Laminated Tires & Wheels 6" x 9" x 20.75"	150	\$523
00787576	2 Rhino Trax Tires & Wheels 25.6" x 7" x 18"	240	\$838
00787577	2 Pneumatic Used Airplane Tires & Wheels 27.75" x 8.75" x 14.5" 24 ply	150	\$693
<b>GROUP 4. GUARDING SELECTION - 484</b>			
00787571	Single Chain Guards	95	\$781
00787572	Double Chain Guards	110	\$999
<b>REPLACEMENT ITEMS (SEE NOTE)</b>			
NOTE: The following items are listed for reference only and are available through Rhino Service Parts. See RhinoAg E-Commerce site ( <a href="http://www.rhinoparts.com">www.rhinoparts.com</a> ) for latest price and terms information.			
PART NUMBER	DESCRIPTION	QUANTITY REQUIRED	
0582010330	Blades, Updraft CCW	2	
B571044	Blade Bolt Kit	1	
00778047	Washer, Square ID	2	
571045	Washer, Shoulder Bolt	2	
00781265	Front Chain Guard	1	
00781264	Rear Chain Guard	1	
00785248	Front Double Chain Guard	1	
00785249	Rear Double Chain Guard	1	

**1 YEAR MACHINE**  
**5 YEAR LTD GEARBOX** *Warranty*

**RHINOAG**

# GR SERIES

## Rotary Cutters

### STANDARD EQUIPMENT & SPECIFICATIONS

Model:	GR472	GR484 Lift	GR484 Pull
Cutting Width:	72"	84"	84"
Overall Width:	79 1/2"	90 1/2"	90 1/2"
Overall Length:	121"	138 1/2"	154 1/2"
Min Cutting Height:	1 1/2"	1 1/2"	1 1/2"
Hitch*:	CAT 1 & 2 / CAT 1 & 2 QH	CAT 1 & 2 / CAT 1, 2, & 3 QH	Pull
Blade Carrier:	Shredder Bar	Shredder Bar	Shredder Bar
Blades:	1/2" x 4" Flat	1/2" x 4" Flat	1/2" x 4" Flat
Min PTO HP Required:	55	60	45
Gearbox Rating**:	210 HP	210 HP	210 HP
Gearbox Oil (85W-140):	Factory Filled	Factory Filled	Factory Filled
Output Shaft Diameter:	2 3/8"	2 3/8"	2 3/8"
PTO Type:	540 RPM	540 RPM	540 RPM
Blade Tip Speed:	11,705 FPM	10,326 FPM	10,326 FPM
Cutting Capacity (Max):	4 1/2"	4 1/2"	4 1/2"
Driveline Size:	CAT 4	CAT 5	CAT 5
Driveline Protection:	Slip Clutch	Slip Clutch	Slip Clutch
Deck Thickness:	7 Ga	7 Ga	7 Ga
Side Skirt***:	1/4" x 11"	1/4" x 11"	1/4" x 11"
Tires & Wheels:	Laminated	Optional	Optional
Suspension:	N/A	N/A	Spring Pod
Safety Deflector:	Single or Double Chains	Single or Double Chains	Single or Double Chains
Weight (Approx):	1,560 lbs	1,860 lbs	2,250 lbs

\*Requires adaptor bushing sold seperately (Top Link)

\*\*Gearbox Rating Based on Field Performance

\*\*\*1/2" Thick Impact Zone



Unit shown with extra equipment.

# Limited Availability!

## Model GR472



### ORDERING SECTION

To order complete machine, select one item each from groups 1 - 3.  
Order shredder kit from group 4 if needed.

CATALOG NUMBER	DESCRIPTION	APPROX SHIPPING WEIGHT (LBS)	LIST PRICE (\$US)
<b>GROUP 1. BASE UNIT - GR472</b>			
GR472-1OR1	GR472 Rotary Cutter, 72", 540 RPM - Rhino Orange	1,560	\$6,044
<b>GROUP 2. HITCH SELECTION - GR472</b>			
00787565	Quick Hitch		\$233
<b>GROUP 3. GUARDING SELECTION - GR472</b>			
00787563	Single Chain Guards		\$699
00787564	Double Chain Guards		\$973
<b>GROUP 4. SHREDDER KIT - GR472</b>			
00787464	Shredder Kit		\$730
<b>REPLACEMENT ITEMS (SEE NOTE)</b>			
NOTE: The following items are listed for reference only and are available through Rhino Service Parts. See RhinoAg E-Commerce site ( <a href="http://www.rhinoparts.com">www.rhinoparts.com</a> ) for latest price and terms information.			
PART NUMBER	DESCRIPTION	QUANTITY REQUIRED	
00757827	Blades, Flat Revolving	2	
B571044	Blade Bolt Kit	1	
571045	Washer, Shoulder Bolt	2	
3571MSP	Check Chain	1	



**1 YEAR MACHINE  
5 YEAR LTD GEARBOX** *Warranty*



*Limited Availability!*

# Model GR484

## ORDERING SECTION

To order complete machine, select one item each from groups 1, 2, 3 (Pull-Type Only) & 4.  
Order shredder kit from group 5 if needed.

CATALOG NUMBER	DESCRIPTION	APPROX SHIPPING WEIGHT (LBS)	LIST PRICE (\$US)
<b>GROUP 1. BASE UNIT - GR484</b>			
GR484-1OR1	GR484 Rotary Cutter, 84", 540 RPM - Rhino Orange		\$6,339
<b>GROUP 2. HITCH SELECTION - GR484</b>			
00787573	Lift-Type Hitch (Includes Laminated Tires)		\$1,749
00787574	Pull-Type Hitch (Includes Tongue, Jack, Driveline, Intermediate Driveline w/ Clutch & Shielding, Spring Shock Absorber)		\$3,628
<b>GROUP 3. TIRE SELECTION - GR484 - PULL-TYPE ONLY (INCLUDES AXLE &amp; HYDRAULIC LIFT)</b>			
00787575	2 Laminated Tires & Wheels 6" x 9" x 20.75"	150	\$523
00787576	2 Rhino Trax Tires & Wheels 25.6" x 7" x 18"	240	\$838
00787577	2 Pneumatic Used Airplane Tires & Wheels 27.75" x 8.75" x 14.5" 24 ply	150	\$693
<b>GROUP 4. GUARDING SELECTION - GR484</b>			
00787571	Single Chain Guards		\$781
00787572	Double Chain Guards		\$999
<b>GROUP 5. SHREDDER KIT SELECTION - GR484</b>			
00787465	Shredder Kit		\$740
<b>REPLACEMENT ITEMS (SEE NOTE)</b>			
NOTE: The following items are listed for reference only and are available through Rhino Service Parts. See RhinoAg E-Commerce site ( <a href="http://www.rhinoparts.com">www.rhinoparts.com</a> ) for latest price and terms information.			
PART NUMBER	DESCRIPTION	QUANTITY REQUIRED	
00757827	Blades, Flat Revolving CCW	2	
B571044	Blade Bolt Kit	1	
571045	Washer, Shoulder Bolt	2	

**1 YEAR MACHINE  
5 YEAR LTD GEARBOX** *Warranty*

**RHINOAG**

# SE8A

## Rotary Mower

*Limited Availability!*

### TR208 COMING SOON!

#### STANDARD EQUIPMENT & SPECIFICATIONS

Cutting Width:	94"
Overall Width:	99 3/8"
Overall Length:	103"
Cutting Height:	1 1/4" - 12"
Height Adjustment:	Ratchet Jack (Lift) Cylinder (Pull, Semi-Mt)
Jack Stand:	Std (Pull)
Hitch:	CAT 2, Pull, or Semi-Mt
Blade Carrier:	Pan
Blades:	.401" x 3" Updraft
Blade Overlap:	4"
Min HP Required:	45 (Lift) / 30 (Pull)
Gearbox Rating*:	Center Outboard
	100 HP 70 HP
Gearbox Oil (85W-140):	Factory Filled
Output Shaft Dia.:	2"
Blade Tip Speed:	12,315 FPM
Cutting Capacity:	1"
Driveline Size:	CAT 4
Driveline Protection:	Slip Clutch
Deck Thickness:	10 Ga
Side Skirt:	10 Ga x 8 1/2"
Tires & Wheels:	Laminated 4 x 8
Safety Tow Chain:	Std (Pull)
Safety Deflector:	See Group 2

\*Gearbox Rating Based on Field Performance



SE8A Pull-Type

Units shown with extra equipment.



SE8A Lift-Type

# RHINOAG

1 YEAR MACHINE  
5 YEAR LTD GEARBOX *Warranty*

### ORDERING SECTION

To order complete machine, select one item each from groups 1 & 2.  
Order extra equipment as needed.

CATALOG NUMBER	DESCRIPTION	APPROX SHIPPING WEIGHT (LBS)	LIST PRICE (\$US)
<b>GROUP 1. BASE UNIT - SE8A</b>			
00787828	SE8A Rotary Cutter, 96", 540 RPM, Lift-Type Hitch	1,161	\$5,920
00787829	SE8A Rotary Cutter, 96", 540 RPM, Pull-Type Hitch	1,196	\$7,959
00787830	SE8A Rotary Cutter, 96", 540 RPM, Semi-Mount Hitch	1,211	\$7,193
<b>GROUP 2. GUARDING SELECTION - SE8A</b>			
00787834	Rubber Deflectors	In base	\$207
00787835	Single Chain Guards	169	\$792
<b>EXTRA EQUIPMENT (DEALER INSTALLED OPTIONS)</b>			
00759191	Spring Shock Absorber (Pull-Type Only)	25	\$264
00603500	CAT 1 Hitch Pins (2 Pins)	2	\$26

#### REPLACEMENT ITEMS (See Note)

NOTE: The following items are listed for reference only and are available through Rhino Service Parts. See Rhino-Ag E-Commerce site ([www.rhinoparts.com](http://www.rhinoparts.com)) for latest price and terms information.

PART NUMBER	DESCRIPTION	QUANTITY REQUIRED
00761977	Blades, CCW Suction	2
00761985	Blades, CW Suction	2
00761402	Blade Bolt, 7/8" x 3"	4
00761535	Washer, 7/8"	4
00750226	Nut, 7/8" Toplock	4

**1 YEAR MACHINE**  
**5 YEAR LTD GEARBOX** *Warranty*

**RHINOAG**



# TURBO 96

## Super-Duty Rotary Mower

### STANDARD EQUIPMENT & SPECIFICATIONS

<b>Cutting Width:</b>	97"
<b>Overall Width:</b>	104"
<b>Overall Length:</b>	101" (Lift, Semi-Mount) 136" (Pull)
<b>Cutting Height:</b>	1 1/2" - 12"
<b>Height Adjustment:</b>	Ratchet Jack (Lift) Cylinder (Semi-Mount, Pull)
<b>Jack Stand:</b>	Std (Pull)
<b>Hitch:</b>	CAT 2, CAT 2 & 3 QH Semi-Mount, Pull
<b>Amount of Offset: S-M Hitch</b>	11" R or L
<b>Blade Carrier:</b>	Reinforced Pan
<b>Blades:</b>	1/2" x 3 1/2" Updraft
<b>Blade Overlap:</b>	4"
<b>HP Required:</b>	55 (Lift); 30 (Semi-Mount, Pull)
<b>Gearbox Rating*:</b>	Center: 120 HP Outboard: 110 HP
<b>Gearbox Oil: 85W-140</b>	Factory Filled
<b>Output Shaft Dia.:</b>	2"
<b>Blade Tip Speed: 540 RPM 1000 RPM</b>	17,004 FPM 16,821 FPM
<b>Cutting Capacity:</b>	2"
<b>Axle Protection: Pull-Type</b>	Spring Shock Absorber
<b>Driveline Size:</b>	CAT 4
<b>Driveline Protection:</b>	Slip Clutch
<b>Deck Thickness:</b>	10 Ga (Upper & Lower)
<b>Side Skirt:</b>	1/4" x 10"
<b>Tires &amp; Wheels:</b>	See Note
<b>Safety Tow Chain:</b>	Std (Pull)
<b>Safety Deflector:</b>	See Group 5

\*Gearbox Rating Based on Field Performance



\*Pull-Type & Hydraulic Semi-Mt configurations include Spring Shock Absorber and Hydraulic Lift Cylinder as standard equipment.

Note: Machines equipped with Lift or Semi-Mount-Type hitch use 4" x 8" x 20" Laminated Tires. Pull-Type hitch models use 21" x 7" x 12" Foam Filled Tires.

# RHINOAG

1 YEAR MACHINE  
5 YEAR LTD GEARBOX *Warranty*

## Turbo 96 Continued

**ORDERING SECTION**

To order complete machine, select as follows:  
 Lift-Type: order one item each from groups 1, 2, 3, & 5.  
 Pull-Type: order one item each from groups 1, 2, 3, 4 & 5.  
 Semi-Mount Type: order from groups 1 & 5.  
 Order special paint and extra equipment as needed.

CATALOG NUMBER	DESCRIPTION	APPROX SHIPPING WEIGHT (LBS)	LIST PRICE (\$US)
<b>GROUP 1. BASE UNIT - TURBO 96</b>			
00787788	TR96 Rotary Cutter, 96", Lift-Type Hitch	1,915	\$4,995
00787789	TR96 Rotary Cutter, 96", 540/540 CV RPM Pull-Type Hitch	2,100	\$6,350
00787790	TR96 Rotary Cutter, 96", 540 RPM Semi-Mount w/ Hydraulic Offset Hitch	1,915	\$9,850
00789231	TR96 Rotary Cutter, 96", 540 RPM Semi-Mount w/o Hydraulic Offset Hitch	1,800	\$8,650
<b>GROUP 2. GEARBOX RPM SELECTION - TURBO 96 - (LIFT OR PULL-TYPE)</b>			
00787795	540 RPM Lift-Type		\$2,546
00787796	1000 RPM, 1 3/8" - 21 Lift-Type		\$2,681
00787797	540/540CV Pull-Type		\$2,882
<b>GROUP 3. DRIVELINE SELECTION - TURBO 96 - (LIFT OR PULL-TYPE)</b>			
00775385	Driveline, 540 RPM, Lift-Type Hitch	175	\$657
00775390	Driveline, 1000 RPM, Lift-Type Hitch	175	\$657
00778130	Driveline, 540 RPM, Pull-Type Hitch	210	\$554
00787965	Driveline, 540 RPM CV, Pull-Type Hitch	240	\$957
<b>GROUP 4. TIRE SELECTION - TURBO 96 - PULL-TYPE ONLY)</b>			
00787659	21" x 7" x 12" New Foam Filled Tire, Wheel & Hub (Order 2 or 4 - Price Shown is for quantity of 1)		\$440
<b>GROUP 5. GUARDING SELECTION - TURBO 96</b>			
00787783	Rubber Deflectors	50	\$176
00787784	Single Chain Guards	95	\$440
00788304	Double Chain Guards	110	\$776
<b>SPECIAL PAINT COLOR SELECTION - RHINO ORANGE IS STANDARD</b>			
00787653	JD Green		\$250
00787654	Kubota Orange		\$250
00787655	Case IH Red		\$250
00787656	MF Red		\$250
00787657	NH Blue		\$250

**1 YEAR MACHINE**  
**5 YEAR LTD GEARBOX** *Warranty*

**RHINOAG**



CATALOG NUMBER	DESCRIPTION	APPROX SHIPPING WEIGHT (LBS)	LIST PRICE (\$US)
<b>EXTRA EQUIPMENT (DEALER INSTALLED OPTIONS)</b>			
00763420	Offset Adapter (Lift-Type Only) (17" offset to one side)		\$1,034
3571M	Check Chains (Lift-Type or Semi-Mount)		\$254
<b>CONTAINER FEES - INTERNATIONAL SHIPMENTS</b>			
00888891	Container Processing Fee (Each Unit is Processed to Accommodate Loading)		\$100 Net
00888892	Container Loading Fee (Single Charge per Container Load)		\$275 Net
<b>REPLACEMENT ITEMS - AVAILABLE THROUGH RHINOAG E-COMMERCE</b>			
NOTE: The following items are listed for reference only and are available through Rhino Service Parts. See Rhino-Ag E-Commerce site ( <a href="http://www.rhinoparts.com">www.rhinoparts.com</a> ) for latest price and terms information.			
PART NUMBER	DESCRIPTION	QUANTITY REQUIRED	
00778627	Front Chain Guard	1	
00761646	Rear Chain Guard	1	
00778629	Front Double Chain Guard	1	
00769177	Rear Double Chain Guard	1	
00769802	High Lift Blade Kit	1	
00753842	Blades, CCW Suction	2	
00753841	Blades, CW Suction	2	
8264	Blade Bolt Kit	2	
00778047	Washer, Blade Bolt	4	



1 YEAR MACHINE  
5 YEAR LTD GEARBOX *Warranty*

# SE10A

## Rotary Mower

*Limited Availability!*



SE10A Lift-Type



SE10A Pull-Type

Units shown with extra equipment.

### STANDARD EQUIPMENT & SPECIFICATIONS

Cutting Width:	118"
Overall Width:	124 3/8"
Overall Length:	116"
Cutting Height:	1 1/4" - 12"
Height Adjustment:	Ratchet Jack (Lift) Cylinder (Pull, Semi-Mt)
Jack Stand:	Std (Pull)
Hitch:	CAT 2 & 3 QH Pull, Semi-Mt
Blade Carrier:	Pan
Blades:	.401" x 3" Updraft
Blade Overlap:	4"
HP Required:	55 (Lift) 45 (Pull)
Gearbox Rating*:	Center 100 HP
	Outboard 70 HP
Gearbox Oil (85W-140):	Factory Filled
Output Shaft Dia.:	2"
Blade Tip Speed:	15,339 FPM
Cutting Capacity:	1"
Driveline Size:	CAT 4
Driveline Protection:	Slip Clutch
Deck Thickness:	10 Ga
Side Skirt:	10 Ga x 9 1/2"
Tires & Wheels:	See Note
Safety Tow Chain:	Std (Pull)
Safety Deflector:	See Group 3

\*Gearbox Rating Based on Field Performance

Note: Machines with Lift and Semi-Mount Type hitch use 4 x 8 x 20 Laminated tires. Pull-Type hitch models use 21" Foam Filled Tires or Laminated 6x9x20.75.

### ORDERING SECTION

To order complete machine, select one item each from groups 1, 2 (Pull-Type only), & 3. Order extra equipment as needed.

CATALOG NUMBER	DESCRIPTION	APPROX SHIPPING WEIGHT (LBS)	LIST PRICE (\$US)
<b>GROUP 1. BASE UNIT - SE10A</b>			
00787838	SE10A Rotary Cutter, 120", 540 RPM, Lift-Type Hitch	1,625	\$8,244
00787839	SE10A Rotary Cutter, 120", 540 RPM, Pull-Type Hitch	1,933	\$7,142
00787840	SE10A Rotary Cutter, 120", 540 RPM, Semi-Mount Type Hitch	1,886	\$8,466

**1 YEAR MACHINE**  
**5 YEAR LTD GEARBOX** *Warranty*





SE10A Continued

CATALOG NUMBER	DESCRIPTION	APPROX SHIPPING WEIGHT (LBS)	LIST PRICE (\$US)
<b>GROUP 2. TIRE &amp; AXLE SELECTION - SE10A - PULL-TYPE ONLY</b>			
00787842	21" New Foam Filled Tire & Axle		\$2,500
00788188	Laminated Tire & Axle	150	\$2,391
<b>GROUP 3. GUARDING SELECTION - SE10A</b>			
00787843	Rubber Deflectors	In Base	\$378
00787844	Single Chain Guard	169	\$952
<b>EXTRA EQUIPMENT (DEALER INSTALLED OPTIONS)</b>			
00759191	Spring Shock Absorber - Pull-Type Only	25	\$264
3571M	Check Chain - Lift-Type Only	8	\$254
<b>CONTAINER FEES - INTERNATIONAL SHIPMENTS</b>			
00888891	Container Processing Fee (Each Unit is Processed to Accommodate Loading)		\$100 Net
00888892	Container Loading Fee (Single Charge per Container Load)		\$275 Net
<b>REPLACEMENT ITEMS (SEE NOTE)</b>			
NOTE: The following items are listed for reference only and are available through Rhino Service Parts. See RhinoAg E-Commerce site ( <a href="http://www.rhinoparts.com">www.rhinoparts.com</a> ) for latest price and terms information.			
PART NUMBER	DESCRIPTION	QUANTITY REQUIRED	
00761977	Blades, CCW Suction	2	
00761985	Blades, CW Suction	2	
00761402	Blade Bolt, 7/8" x 3"	4	
00761535	Washer, 7/8"	4	
00750226	Nut, 7/8" Toplock	4	
00771911	Front Chain Guard	1	
00771914	Rear Chain Guard	1	

# TW120

## Heavy-Duty Rotary Cutter

*Limited Availability!*



Pull-Type  
Unit shown with extra equipment.

### STANDARD EQUIPMENT & SPECIFICATIONS

Cutting Width:	120"
Overall Width:	127"
Overall Length:	116" (Lift), 156" (Pull)
Cutting Height:	2" - 12"
Height Adjustment:	Ratchet Jack (Lift) Hydraulic Cylinder (Pull)
Jack Stand:	Standard (Pull)
Hitch:	CAT 2 & 3 QH, Pull
Blade Carrier:	Pan
Blades:	1/2" x 4" Updraft
Blade Overlap:	4"
HP Required:	60 (Lift) 50 (Pull)
Gearbox Rating*:	Center: 120 HP Outboard: 100 HP
Gearbox Oil (85W-140):	Factory Filled
Output Shaft Dia:	2 3/8"
Blade Tip Speed:	540 RPM: 15,423 FPM 1000 RPM: 16,166 FPM
Axle Protection:	Spring Shock Absorber (Pull)
Cutting Capacity (Max):	2"
Driveline Size:	CAT 4 w/ 1 3/8" PTO Yoke
Driveline Protection:	Slip Clutch
Deck Thickness:	10 Ga
Side Skirt:	1/4" x 10"
Tires & Wheels:	2 Laminated (Lift) 2 or 4 Foam Filled Aircraft (Pull)
Safety Tow Chain:	Standard (Pull)
Safety Deflector:	See Group 5

\*Gearbox Rating Based on Field Performance

### ORDERING SECTION

To order complete Lift-Type machine, order one item each from groups 1, 2, 3, & 5.  
To order complete Pull-Type machine, order one item each from groups 1, 2, 3, 4, & 5.  
Order extra equipment as needed.

CATALOG NUMBER	DESCRIPTION	APPROX SHIPPING WEIGHT (LBS)	LIST PRICE (\$US)
<b>GROUP 1. BASE UNIT - TW120</b>			
00787848	TW120 Rotary Cutter, 120", 540/1000 RPM, Lift-Type Hitch	1,955	\$6,779
00787849	TW120 Rotary Cutter, 120", 540 RPM, Pull-Type Hitch	2,321	\$7,763
<b>GROUP 2. GEARBOX RPM SELECTION - TW120</b>			
00787858	540 RPM Lift & Pull-Type		\$2,867
00787859	1000 RPM Lift-Type		\$2,867

**1 YEAR MACHINE  
5 YEAR LTD GEARBOX** *Warranty*

# RHINOAG

## TW120 Continued

CATALOG NUMBER	DESCRIPTION	APPROX SHIPPING WEIGHT (LBS)	LIST PRICE (\$US)
<b>GROUP 3. DRIVELINE SELECTION - TW120</b>			
00775385	Lift-Type, 540 RPM	175	\$657
00775390	Lift-Type, 1000 RPM, 1 3/8" - 21	175	\$657
00787856	Pull-Type, 540 RPM	210	\$916
00787857	Pull-Type, 540 CV RPM	240	\$916
<b>GROUP 4. TIRE SELECTION - TW120 - (PULL-TYPE ONLY)</b>			
00787659	21" New Foam Filled Tire, Wheel & Hub (Order 2 or 4 - Price Shown is for quantity of 1)		\$440
00778803	Auxiliary Spindle Kit - Required when ordering 4 Tires & Wheels	38	\$388
<b>GROUP 5. GUARDING SELECTION - TW120</b>			
00787853	Rubber Deflectors		\$285
00787854	Single Chain Guards	141	\$709
00787855	Double Chain Guards (Available on "Build-to-Order" basis.)	159	\$1,035
<b>EXTRA EQUIPMENT</b>			
3571M	Check Chains (Lift-Type)	8	\$254
<b>CONTAINER FEES - INTERNATIONAL SHIPMENTS</b>			
00888891	Container Processing Fee (Each Unit is Processed to Accommodate Loading)		\$100 Net
00888892	Container Loading Fee (Single Charge per Container Load)		\$275 Net
<b>REPLACEMENT ITEMS - AVAILABLE THROUGH RHINOAG E-COMMERCE</b>			
Model TW120 Replacement Items: (See RhinoAg e-commerce site for terms and latest price information)			
PART NUMBER	DESCRIPTION	QUANTITY REQUIRED	
00762181	Front Chain Guard	1	
00762182	Rear Chain Guard	1	
00769005	Front Double Chain Guard	1	
00769006	Rear Double Chain Guard	1	
8589	Blades, Updraft (Pair) CCW	1	
8590	Blades, Updraft (Pair) CW	1	
8264	Blade Bolt Kit	2	
00758579	Washer, Blade Bolt	4	
00778803	Auxiliary Spindle Kit (Pull-Type, Requires 2 Additional Tires & Wheels)	1	
00766898	Axle Arm Assembly Kit (Pull-Type, Requires 2 Additional Tires & Wheels)	1	

# TURBO 120

## Super-Duty Rotary Cutter



Semi-Mount with Hydraulic Offset Unit shown with extra equipment.

Note: Machines with Lift-Type, Semi-Mount, and Semi-Mount with hydraulic offset hitch use 4 x 8 x 20 Laminated tires. Pull-Type hitch models use 21" Foam Filled tires.

\*Pull-Type & Semi-Mt configurations include Spring Shock Absorber and Hydraulic Lift Cylinder as standard equipment.



STANDARD EQUIPMENT & SPECIFICATIONS		
Cutting Width:	120"	
Overall Width:	127"	
Overall Length:	116" (Lift); 156" (Pull), 116" (Offset)	
Cutting Height:	1" - 12"	
Height Adjustment:	Ratchet Jack (Lift) Hydraulic Cylinder (Pull)	
Jack Stand:	Std (Pull)	
Hitch:	CAT 2 & 3 QH, Pull, Semi-Mt	
Offset (S-M Hitch):	15" R or L	
Blade Carrier:	Pan	
Blades:	1/2" x 4", Updraft	
Blade Overlap:	4"	
HP Required:	80 (Lift) 55 (Pull/Semi)	
Gearbox Rating*:	Center	210 HP
	Outboard	205 HP
Gearbox Oil (85W-140):	Factory Filled	
Output Shaft Diameter:	2 3/8"	
Blade Tip Speed:	540 RPM	16,063 FPM
	1000 RPM	16,167 FPM
Cutting Capacity (Max):	3"	
Driveline Size:	CAT 4	
Driveline Protection:	Slip Clutch	
Deck Thickness:	10 Ga (Upper & Lower)	
Side Skirt:	1/4" x 10"	
Tires & Wheels:	See Note	
Axle Protection:	Spring Shock Absorber (Pull)	
Safety Tow Chain:	Std (Pull)	
Safety Deflector:	See Group 5	

\*Gearbox Rating Based on Field Performance

1 YEAR MACHINE  
5 YEAR LTD GEARBOX *Warranty*







TR120 Continued

### ORDERING SECTION

To order complete machine, select as follows:  
 Lift-Type: order one item each from groups 1, 2, 3, & 5.  
 Pull-Type: order one item each from groups 1, 2, 3, 4 & 5.  
 Semi-Mount Type: order from groups 1, 2, 3, & 5.  
 Order special paint and extra equipment as needed.

CATALOG NUMBER	DESCRIPTION	APPROX SHIPPING WEIGHT (LBS)	LIST PRICE (\$US)
<b>GROUP 1. BASE UNIT - TR120</b>			
00787732	TR120 Rotary Cutter, 120", 540/1000 RPM Lift-Type Hitch	2,451	\$7,421
00787733	TR120 Rotary Cutter, 120", 540/540 CV RPM Pull-Type Hitch	2,889	\$9,061
00787734	TR120 Rotary Cutter, 120", 540/1000 RPM Semi-Mount w/ Hydraulic Offset Hitch	2,634	\$8,016
00789232	TR120 Rotary Cutter, 120", 540/1000 RPM Semi-Mount w/o Hydraulic Offset Hitch	2,510	\$7,411
<b>GROUP 2. GEARBOX RPM SELECTION - TR120</b>			
00787729	540 RPM Lift & Semi-Mount Type		\$3,560
00787730	1000 RPM Lift & Semi-Mount Type		\$3,560
00787731	540 RPM Pull-Type		\$2,763
<b>GROUP 3. DRIVELINE SELECTION - TR120</b>			
00775385	Driveline, 540 RPM, Lift and Semi-Mount Type Hitch	175	\$657
00775390	Driveline, 1000 RPM, 1 3/8" - 21 Lift and Semi-Mount Type Hitch	175	\$657
00778130	Driveline, 540 RPM, Pull-Type Hitch	210	\$554
00787965	Driveline, 540 RPM CV, Pull-Type Hitch	240	\$957
<b>GROUP 4. TIRE SELECTION - TR120 - PULL-TYPE ONLY</b>			
00787659	21" New Foam Filled Tire, Wheel & Hub (Order 2 or 4 - Price Shown is for quantity of 1)		\$440
<b>GROUP 5. GUARDING SELECTION - TR120</b>			
00787724	Rubber Deflectors		\$326
00787725	Single Chain Guards	141	\$781
00788305	Double Chain Guards	159	\$1,102
<b>SPECIAL PAINT COLOR SELECTION - RHINO ORANGE IS STANDARD</b>			
00787653	JD Green		\$250
00787654	Kubota Orange		\$250
00787655	Case IH Red		\$250
00787656	MF Red		\$250
00787657	NH Blue		\$250



**1 YEAR MACHINE  
5 YEAR LTD GEARBOX** *Warranty*



TR120 Continued

CATALOG NUMBER	DESCRIPTION	APPROX SHIPPING WEIGHT (LBS)	LIST PRICE (\$US)
<b>EXTRA EQUIPMENT (DEALER INSTALLED OPTIONS)</b>			
3571M	Check Chains (Lift-Type)		\$254
<b>CONTAINER FEES - INTERNATIONAL SHIPMENTS</b>			
00888891	Container Processing Fee (Each Unit is Processed to Accommodate Loading)		\$100 Net
00888892	Container Loading Fee (Single Charge per Container Load)		\$275 Net
<b>REPLACEMENT ITEMS - AVAILABLE THROUGH RHINOAG E-COMMERCE</b>			
Model TR120 Replacement Items: (See RhinoAg e-commerce site ( <a href="http://www.rhinoparts.com">www.rhinoparts.com</a> ) for terms and latest price information)			
PART NUMBER	DESCRIPTION	QUANTITY REQUIRED	
00778541	Front Chain Guard	1	
00762182	Rear Chain Guard	1	
00778542	Front Double Chain Guard	1	
00769006	Rear Double Chain Guard	1	
8589	Blades, Updraft (Pair) CCW	1	
8590	Blades, Updraft (Pair) CW	1	
8264	Blade Bolt Kit	2	
00778047	Washer, Blade Bolt	4	

**1 YEAR MACHINE**  
**5 YEAR LTD GEARBOX** *Warranty*



# TW144

## Heavy-Duty Rotary Cutter

*Limited Availability!*

### STANDARD EQUIPMENT & SPECIFICATIONS

Cutting Width:	144"
Overall Width:	151"
Overall Length:	130" (Lift), 168" (Pull)
Cutting Height:	2" - 12"
Self-Leveling Height Adjustment:	Ratchet Jack (Lift) Hydraulic Cylinder (Pull)
Jack Stand:	Std (Pull)
Hitch:	CAT 2 & 3 QH, Pull
Blade Carrier:	Pan
Blades:	1/2" x 4" Updraft
Blade Overlap:	4"
HP Required:	70 (Lift) 55 (Pull)
Gearbox Rating*:	
Center:	120 HP
Outboard:	100 HP
Gearbox Oil (85W-140):	Factory Filled
Output Shaft Diameter:	2 3/8"
Blade Tip Speed:	15,523 FPM
Cutting Capacity :	2"
Axle Protection:	Spring Shock Absorber (Pull)
Driveline Size:	CAT 4
Driveline Protection:	Slip Clutch
Deck Thickness:	10 Ga
Side Skirt:	1/4" x 10"
Tires & Wheels:	See Note
Safety Tow Chain:	Std (Pull)
Light Kit:	Std

\*Gearbox Rating Based on Field Performance

Note: Machines with Lift-Type hitch use 4 x 8 x 20 Laminated tires. Pull-Type hitch models use 21" Foam Filled tires.

\*Pull-Type configurations include Spring Shock Absorber and Hydraulic Lift Cylinder as standard equipment.



Lift-Type  
Unit shown with extra equipment.

# RHINOAG

**1 YEAR MACHINE  
5 YEAR LTD GEARBOX** *Warranty*



TW144 Continued

### ORDERING SECTION

To order complete machine, select one item each from groups 1 - 3.  
Order extra equipment as needed

CATALOG NUMBER	DESCRIPTION	APPROX SHIPPING WEIGHT (LBS)	LIST PRICE (\$US)
<b>GROUP 1. BASE UNIT - TW144</b>			
00787814	TW144 Rotary Cutter Base, 540 RPM	2,177	\$8,715
00788051	TW144 Rotary Cutter, Base 1000 RPM	2,177	\$8,715
<b>GROUP 2. HITCH SELECTION - TW144</b>			
00787812	TW144 Lift-Type Hitch (Includes Driveline)		\$3,136
00787813	TW144 Pull-Type Hitch (Includes Driveline)	275	\$4,435
<b>GROUP 2B. DRIVELINE SELECTION - TW144 - (AUTOMATICALLY CHOSEN DEPENDING ON CHOICES FROM GROUP 1 AND GROUP 2 ABOVE. PRICE IS INCLUDED IN GROUP 2.)</b>			
00775369	Driveline, 540 RPM, Lift-Type Hitch		
00775351	Driveline, 540 RPM, Pull-Type Hitch		
00775435	Driveline, 1000 RPM, 1 3/8" - 21 Lift-Type Hitch		
00775352	Driveline, 1000 RPM, 1 3/8" - 21 Pull-Type Hitch		
<b>GROUP 3. GUARDING SELECTION - TW144</b>			
00787815	Rubber Deflectors		\$362
00787816	Single Chain Guards	95	\$823
00787821	Double Chain Guards	109	\$1,294

**1 YEAR MACHINE**  
**5 YEAR LTD GEARBOX** *Warranty*



TW144 Continued

CATALOG NUMBER	DESCRIPTION	APPROX SHIPPING WEIGHT (LBS)	LIST PRICE (\$US)
<b>EXTRA EQUIPMENT</b>			
3571M	Check Chains (Lift-Type)	8	\$254
00778803	Auxiliary Spindle & Tire Kit (Pull-Type Only, converts unit to 2 tires per axle)	38	\$388
00766898	Axle Arm Assembly Kit (Pull-Type Only, converts unit to 4 axles w/ 1 tire each)	103	\$1,371
<b>CONTAINER FEES - INTERNATIONAL SHIPMENTS</b>			
00888891	Container Processing Fee (Each Unit is Processed to Accommodate Loading)		\$100 Net
00888892	Container Loading Fee (Single Charge per Container Load)		\$275 Net
<b>REPLACEMENT ITEMS - AVAILABLE THROUGH RHINOAG E-COMMERCE</b>			
Model TW144 Replacement Items: (See RhinoAg e-commerce site ( <a href="http://www.rhinoparts.com">www.rhinoparts.com</a> ) for terms and latest price information)			
PART NUMBER	DESCRIPTION	QUANTITY REQUIRED	
8588	Blades, Updraft (Pair) CCW	1	
00761273	Single Blades, Updraft, CW	2	
8264	Blade Bolt Kit	2	
00758579	Washer, Blade Bolt	4	
00761239	Front Chain Guard	1	
00761242	Rear Chain Guard	1	
00769007	Front Double Chain Guard	1	
00769008	Rear Double Chain Guard	1	

# TW168

## Heavy-Duty Rotary Shredder



Unit shown with extra equipment.

\*Pull-Type configurations include Spring Shock Absorber and Hydraulic Lift Cylinder as standard equipment.

### STANDARD EQUIPMENT & SPECIFICATIONS

Cutting Width:	168"
Overall Width:	176"
Overall Length:	112" (Lift) 155" (Pull)
Cutting Height:	1" - 14"
Height Adjustment:	Ratchet Jack (Lift) Cylinder (Pull)
Jack Stand:	Std (Pull)
Hitch:	Lift CAT 2 QH & 3 QH, or Pull
Blade Carrier:	Bar
Blades:	1/2" x 4" Flat (Others Optional)
Blade Overlap:	4"
HP Required:	80 (Lift) 50 (Pull)
Gearbox Rating*: (540 RPM)	125 HP
(1000 RPM)	140 HP
Gearbox Oil (85W-140):	Factory Filled
Output Shaft Diameter:	2 3/8"
Blade Tip Speed: (540 RPM)	13,300 FPM
(1000 RPM)	13,200 FPM
Cutting Capacity (Max):	2"
Axle Protection (Pull-Type):	Spring Shock Absorber
Driveline Size:	CAT 4
Driveline Protection:	Slip Clutch
Deck Thickness:	10 Ga
Side Skirt:	1/4" x 11"
Tires & Wheels:	Foam Filled 21" x 7" 12"
Safety Tow Chain:	Std (Pull)
Light Kit:	Std

\*Gearbox Rating Based on Field Performance

1 YEAR MACHINE  
5 YEAR LTD GEARBOX *Warranty*

**RHINOAG**



TW168 Continued

### ORDERING SECTION

To order complete machine, select one item each from groups 1 - 3.  
Order special paint and extra equipment as needed

CATALOG NUMBER	DESCRIPTION	APPROX SHIPPING WEIGHT (LBS)	LIST PRICE (\$US)
<b>GROUP 1. BASE UNIT - TW168</b>			
00787803	TW168 - Lift-Type Hitch		\$12,161
00787804	TW168 - Pull-Type Hitch		\$12,110
<b>GROUP 2. GEARBOX RPM SELECTION - TW168</b>			
00787808	540 RPM - Pull-Type		\$2,448
00787809	1000 RPM - Lift or Pull-Type		\$2,494
<b>GROUP 3. DRIVELINE SELECTION - TW168</b>			
00775390	Lift-Type, 1000 RPM Driveline, 1 3/8" - 21 Spline		\$657
00793199	Lift-Type 1000 RPM Driveline 1 3/4" -20 Spline		\$1,066
00775351	Pull-Type, 540 RPM Driveline, 1 3/8" - 6 Spline		\$657
00775352	Pull-Type, 1000 RPM Driveline, 1 3/8" - 21 Spline		\$657
<b>SPECIAL PAINT COLOR SELECTION - RHINO ORANGE IS STANDARD</b>			
00787653	JD Green		\$250
00787654	Kubota Orange		\$250
00787655	Case IH Red		\$250
00787656	MF Red		\$250
00787657	NH Blue		\$250
<b>EXTRA EQUIPMENT</b>			
00763464	Shredding Attachment (30", 38", & 40" Rows)	250	\$1,268
00763511	Lift-Type - Axle Arms w/ (2) Foam Filled tires. Converts unit to 4 axles w/ 1 tire each.	365	\$2,712
00763510	Pull-Type - Axle Arms w/ (2) Foam Filled tires. Converts unit to 4 axles w/ 1 tire each.	352	\$1,346
<b>CONTAINER FEES - INTERNATIONAL SHIPMENTS</b>			
00888891	Container Processing Fee (Each Unit is Processed to Accommodate Loading)		\$100 Net
00888892	Container Loading Fee (Single Charge per Container Load)		\$275 Net



**1 YEAR MACHINE**  
**5 YEAR LTD GEARBOX** *Warranty*


*New!*

# TS10

## Flex-Wing Rotary Cutter



Unit shown with extra equipment.  
\*Cutting Height dependent on Tire Size.



BLADE ROTATION

### STANDARD EQUIPMENT & SPECIFICATIONS

Cutting Width:	120"	
Transport Width:	93"	
Transport Height:	68"	
Overall Width:	126"	
Overall Length:	162"	
Cutting Height: *	1" - 15"	
Height Adjustment:	3 1/2" x 8" Hyd Cylinder	
Hydraulic Hose Ends:	Std	
Jack Stand:	Std	
Hitch:	Pull Type, Parallel Clevis	
Blade Carrier:	Infinity - Steel	
Blades:	1/2" x 3" High Lift	
Blade Overlap:	6"	
Tractor PTO HP Range:	25 - 60	
Gearbox Oil (85W-140):	Factory Filled Lucas Oil	
Output Shaft Diameter:	1 9/16"	
Blade Tip Speed:		
Center 540 RPM	13,028	
Wing 540 RPM	13,680	
Cutting Capacity:	2"	
Driveline ASABE:		
Main Wing	CAT 4 CV CAT 3 SC	
Deck Thickness:	12 Ga	
Side Skirt:	1/4" x 10"	
Tires & Wheels: (4 or 6)	See Group 2	
Wing Lift:	2" x 14" Hyd Cylinder	
Wing Flex (Degrees):	90° Up, 22° Down	
Safety Tow Chain:	Std	
Safety Deflectors:	See Group 3	
Tongue Weight (Approx):	720 lbs	
Weight (Approx):	2,190 lbs	

**TS10 is NOT intended for Commercial or Government use.**



1 YEAR MACHINE  
1 YEAR LTD DRIVELINE  
5 YEAR LTD GEARBOX *Warranty*



**ORDERING SECTION**

To order complete machine, select one item each from groups 1 - 3.  
Order extra equipment as needed.

CATALOG NUMBER	DESCRIPTION	LIST PRICE (\$US)
----------------	-------------	-------------------

**GROUP 1A. BASE UNIT - TS10**

*Features 1 Year Machine Warranty, 1 Year Ltd Driveline & 5 Year Gearbox Warranty!*

TS10-3OR1	TS10 Flex-Wing Cutter, Rhino Orange	\$11,359
TS10-3GR1	TS10 Flex-Wing Cutter, JD Green	\$11,550
TS10-3OR2	TS10 Flex-Wing Cutter, Kubota Orange	\$11,550
TS10-3RD2	TS10 Flex-Wing Cutter, Case IH Red	\$11,550
TS10-3RD3	TS10 Flex-Wing Cutter, MF Red	\$11,550
TS10-3BL1	TS10 Flex-Wing Cutter, NH Blue	\$11,550

**GROUP 1B. SPECIAL EDITION BASE UNIT - TS10**

*Features 2 Year Machine, 2 Year Ltd Driveline & 7 Year Gearbox Warranty!*



TS10-3BK1	TS10 Flex-Wing Cutter, Black Rhino Edition	\$13,050
-----------	--	----------

**GROUP 2. TIRE SELECTION - TS10**

00025200	Laminated 6" x 9" x 20.75"	
	4 Tires (2 Center, 2 Wing)	\$1,040
	6 Tires (4 Center, 2 Wing)	\$1,560
00793165	Rhino Trax Foam Filled 7" x 12" x 20.5"	
	4 Tires (2 Center, 2 Wing)	\$1,408
	6 Tires (4 Center, 2 Wing)	\$2,112

**GROUP 3. GUARDING SELECTION - TS10**

00793127	Rubber Deflectors	\$585
00793128	Single Chain Guards	\$952

**EXTRA EQUIPMENT (DEALER INSTALLED OPTIONS)**

00790287	2-Function Hydraulic Kit - 2 remote - wings plumbed together	\$102
00790288	3-Function Hydraulic Kit - 3 remote - all cylinders function separately	\$166

Attention: The TS10 is plumbed to require 1 tractor remote valve.  
Hydraulics are phased so the entire unit level lifts before the wings raise. The above kits allow hydraulic functions to be operated separately, but require 2 or 3 tractor remote valves.

**REPLACEMENT ITEMS (SEE NOTE)**

NOTE: The following items are listed for reference only and are available through Rhino Service Parts. See RhinoAg E-Commerce site ([www.rhinoparts.com](http://www.rhinoparts.com)) for latest price and terms information.

Part Number	Description
00781343	Blades, Updraft CCW
00793152	Blades, Updraft CCW
00793133	Blades, Updraft CW
00786548	Blade Bolt Kit

1 YEAR MACHINE  
1 YEAR LTD DRIVELINE  
5 YEAR LTD GEARBOX *Warranty*

# TS12

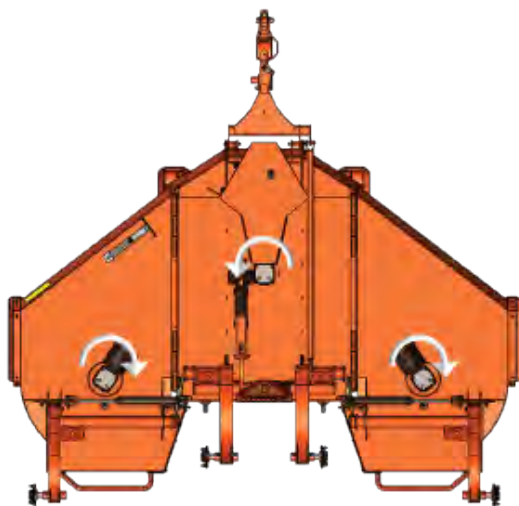
## Flex-Wing Rotary Cutter



Unit shown with extra equipment.


\*Cutting Height dependent on Tire Size.

**TS12 is NOT intended for Commercial or Government use.**



BLADE ROTATION

### STANDARD EQUIPMENT & SPECIFICATIONS

Cutting Width:	144"
Transport Width:	97"
Transport Height:	65"
Overall Width:	155"
Overall Length:	148"
Cutting Height: *	2" - 12"
Self-Leveling Height Adjustment:	3 1/2" x 8" Hyd Cylinder
Hydraulic Hose Ends:	Std
Jack Stand:	Std
Hitch:	Pull - Swivel
Blade Carrier:	Wing Pan 
Blades:	1/2" x 3"
Blade Overlap:	6"
HP Required:	35 - 60 PTO
Gearbox Rating: **	
Divider	160 HP
Center	65 HP
Wing	
Gearbox Oil (85W-140):	Factory Filled
Output Shaft Diameter:	1 9/16"
Blade Tip Speed:	
Center 540 RPM	14,504 FPM
Wing 540 RPM	13,925 FPM
Cutting Capacity:	1 1/2" Diameter
Driveline Size:	
Main	CAT 4 Equal Angle
Wing	CAT 3
Driveline Protection:	Slip Clutch
Deck Thickness:	12 Ga
Center:	10 Ga Bottom, 12 Ga Top
Wings:	Double 12 Ga
Side Skirt:	1/4" x 11 1/2"
Tires & Wheels:	Foam Filled Rhino Trax or Laminated Tires
(4 or 6)	
Wing Flex (Degrees):	88° Up / 25° Dn
Safety Tow Chain:	Std
LED Light Kit:	Std
Safety Deflectors:	Chain Guards
Wheel Base:	126 1/4"
Tongue Weight:	748 lbs
Weight (Approx):	2,750 lbs

\*\*Gearbox Rating Based on Field Performance

1 YEAR MACHINE  
1 YEAR LTD DRIVELINE  
5 YEAR LTD GEARBOX

*Warranty*

**RHINOAG**



### ORDERING SECTION

To order complete machine, select one item each from groups 1 - 3.  
Order special paint & extra equipment as needed.

CATALOG NUMBER	DESCRIPTION	LIST PRICE (\$US)
<b>GROUP 1. BASE UNIT - TS12</b>		
TS125403	TS12 Flex-Wing Cutter, 540 RPM	\$13,377
<b>GROUP 2. TIRE SELECTION - TS12</b>		
00025200	Laminated 6" x 9" x 20.75"	
	4 Tires (2 Center, 2 Wing)	\$1,040
	6 Tires (4 Center, 2 Wing)	\$1,560
00793165	Rhino Trax Foam Filled 7" x 12" x 20.5"	
	4 Tires (2 Center, 2 Wing)	\$1,408
	6 Tires (4 Center, 2 Wing)	\$2,112
<b>GROUP 3. GUARDING SELECTION - TS12</b>		
00790297	Single Chain Guards	\$1,071
<b>SPECIAL PAINT COLOR SELECTION (RHINO ORANGE IS STANDARD)</b>		
00787653	JD Green	\$250
00787654	Kubota Orange	\$250
00787655	Case IH Red	\$250
00787656	MF Red	\$250
00787657	NH Blue	\$250
<b>EXTRA EQUIPMENT (DEALER INSTALLED OPTIONS)</b>		
00790287	2-Function Hydraulic Kit	\$102
00790288	3-Function Hydraulic Kit	\$166
<p>Attention: The standard TS12 is plumbed to require 1 tractor remote valve. Hydraulics are phased so the entire unit level lifts before the wings raise. The above kits allow hydraulic functions to be operated separately, but require 2 or 3 tractor remote valves.</p>		
<b>REPLACEMENT ITEMS (SEE NOTE)</b>		
<p>NOTE: The following items are listed for reference only and are available through Rhino Service Parts. See RhinoAg E-Commerce site (<a href="http://www.rhinoparts.com">www.rhinoparts.com</a>) for latest price and terms information.</p>		
Part Number	Description	
00781341	Blades, Updraft CCW	
00790107	Blades, Updraft CW	
00786548	Blade Bolt Kit	



1 YEAR MACHINE  
1 YEAR LTD DRIVELINE  
5 YEAR LTD GEARBOX *Warranty*

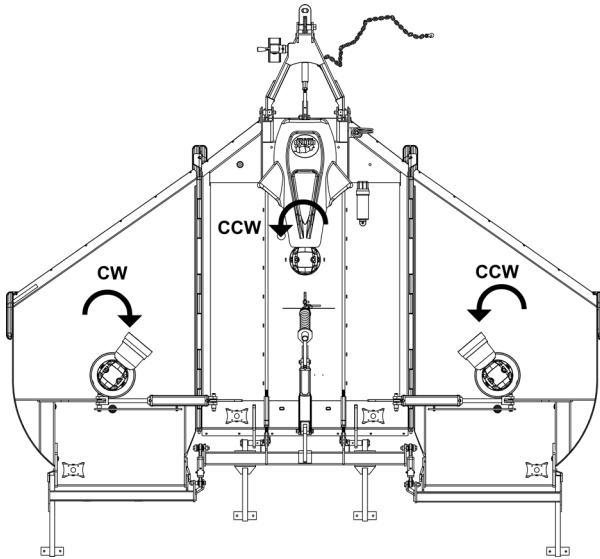
# 2150

## Medium-Duty Flex-Wing Rotary Cutter




Unit shown with extra equipment.

### BLADE ROTATION



### STANDARD EQUIPMENT & SPECIFICATIONS

Cutting Width:	180"
Transport Width:	116"
Transport Height:	75"
Overall Width:	187"
Overall Length:	172"
Cutting Height:*	2"- 14"
Height Adjustment:	2 1/2" x 8" Hyd Cylinder
Hydraulic Hose Ends:	Std
Jack Stand:	Std
Hitch:	Clevis
Blade Carrier:	Infinity 
Blades:	1/2" x 4" Parallel Lift
Blade Overlap:	6"
HP Required:	50
Gearbox Rating**:	
Divider	160 HP
Center & Wing	130 HP
Gearbox Oil (85W-140):	Factory Filled
Output Shaft Dia:	2"
Blade Tip Speed:	
Center 540 RPM	14,861 FPM
1000 RPM	15,570 FPM
Wing 540 RPM	14,861 FPM
1000 RPM	15,776 FPM
Cutting Capacity:	2 1/2"
Driveline Size:	
Main	CAT 5 CV
Wing	CAT 4
Driveline Protection:	Slip Clutch
Deck Thickness:	10 Ga
Center	10 Ga (Top), 7 Ga (Bottom)
Wing	10 Ga (Top & Bottom)
Side Skirt:	1/4" x 12 3/8"
Tire Selections:	See Group 3
Wing Flex (Degrees):	25° Down, 87° Up, 45° Operational
Weight (Approx):	4,290 lbs (w/ Single Chains & 6 Rhino Trax Tires)
Tongue Weight:	1,430 lbs
Safety Tow Chain:	Std
LED Light Kit:	Std
Safety Deflectors:	See Group 4

\*Cutting Height dependent on Tire Size.

\*\*Gearbox Rating Based on Field Performance

*Warranty*

- 1 YEAR MACHINE
- 1 YEAR LTD DRIVELINE
- 6 YEAR LTD GEARBOX
- 2 YEAR SEALS

# RHINOAG

### ORDERING SECTION

To order complete machine, select one item each from groups 1 - 4.  
Order special paint & extra equipment as needed.

CATALOG NUMBER	DESCRIPTION	LIST PRICE (\$US)
<b>GROUP 1. BASE UNIT - 2150</b>		
2150N5403	2150 Flex-Wing Cutter, 540 RPM	\$14,283
2150R5403	2150 Flex-Wing Cutter, 540 RPM w/ Deck Rings	\$14,775
2150N1003	2150 Flex-Wing Cutter, 1000 RPM	\$14,283
2150R1003	2150 Flex-Wing Cutter, 1000 RPM w/ Deck Rings	\$14,775
<b>GROUP 2. DRIVELINE SELECTION - 2150</b>		
00789371	540 RPM w/ 1 3/8" - 6 Spline Driveline	\$1,242
00789372	1000 RPM w/ 1 3/8" - 21 Spline Driveline	\$1,242
00778932	1000 RPM w/ 1 3/4" - 20 Spline Driveline	\$1,510
<b>GROUP 3. TIRE &amp; WHEEL SELECTION - 2150 (INCLUDES 00790303 HUB &amp; SPINDLE BUNDLE)</b>		
00791365	Rhino Trax Foam Filled 25.6" x 7" x 18"	
	4 Tires (2 Center, 2 Wing)	\$1,760
	6 Tires (4 Center, 2 Wing)	\$2,640
	8 Tires (4 Center, 4 Wing)	\$3,520
00787512	Foam Filled 21" x 7" x 12"	
	4 Tires (2 Center, 2 Wing)	\$1,408
	6 Tires (4 Center, 2 Wing)	\$2,112
	8 Tires (4 Center, 4 Wing)	\$2,816
00788719	Foam Filled 25.5" x 8" x 14"	
	4 Tires (2 Center, 2 Wing)	\$1,844
	6 Tires (4 Center, 2 Wing)	\$2,766
	8 Tires (4 Center, 4 Wing)	\$3,688
00025200	Laminated 6" x 9" x 20"	
	4 Tires (2 Center, 2 Wing)	\$1,040
	6 Tires (4 Center, 2 Wing)	\$1,560
	8 Tires (4 Center, 4 Wing)	\$2,080
00791863	Laminated 6.5" x 14" x 25.5"	
	4 Tires (2 Center, 2 Wing)	\$1,148
	6 Tires (4 Center, 2 Wing)	\$1,722
	8 Tires (4 Center, 4 Wing)	\$2,296
00791638	20 Ply Pneumatic 25.5" x 8" x 14"	
	4 Tires (2 Center, 2 Wing)	\$1,344
	6 Tires (4 Center, 2 Wing)	\$2,016
	8 Tires (4 Center, 4 Wing)	\$2,688


2150 Continued



CATALOG NUMBER	DESCRIPTION	LIST PRICE (\$US)
<b>GROUP 4. GUARDING SELECTION - 2150</b>		
00790576	Rubber Deflectors	\$838
00790577	Single Chain Guards	\$1,615
00790578	Front Chain Guard & Rear Deflectors	\$1,397
<b>SPECIAL PAINT COLOR SELECTION (RHINO ORANGE IS STANDARD)</b>		
00787653	JD Green	\$250
00787654	Kubota Orange	\$250
00787655	Case IH Red	\$250
00787656	MF Ferguson Red	\$250
00787657	NH Blue	\$250
00789484	Galvanizing	\$2,743
<b>EXTRA EQUIPMENT - 2150</b>		
00791628	Round Pan Blade Carrier (Price shown is for quantity of 1. Order quantity of 3 for 2150 applications.)	\$274 Each
00787326	Hydraulic Splitter Kit (Plumbs both wings to 1 tractor remote valve)	\$51
<b>CONTAINER FEES - INTERNATIONAL SHIPMENTS</b>		
00888891	Container Processing Fee (Each Unit is Processed to Accommodate Loading)	\$410 Net
00888892	Container Loading Fee (Single Charge per Container Load)	\$275 Net

*Warranty*  
**1** YEAR MACHINE  
**1** YEAR LTD DRIVELINE  
**6** YEAR LTD GEARBOX  
**2** YEAR SEALS

**STANDARD EQUIPMENT & SPECIFICATIONS**

Cutting Width:	126"
Transport Width:*	88"
Transport Height:*	80"
Overall Width:*	133"
Overall Length:*	176"
Cutting Height:*	2" - 14"
Height Adjustment:	Hydraulic Cylinder
Hydraulic Hose Ends:	Std
Jack Stand:	Std
Hitch:	Pull
Blade Carrier:	Infinity 
Blades:	1/2" x 4" Parallel Lift
Blade Overlap:	6"
HP Required:	50
Gearbox Rating**:	
Divider	160 HP
Center & Wing	110 HP
Gearbox Oil (85W-140):	Factory Filled
Output Shaft Dia:	2"
Blade Tip Speed:	
Center 540 RPM	14,861 FPM
1000 RPM	15,570 FPM
Wing 540 RPM	14,861 FPM
1000 RPM	15,776 FPM
Cutting Capacity:	3"
Driveline Size:	
Main	CAT 4 CV
Wing	CAT 4
Driveline Protection:	Slip Clutch
Deck Thickness:	10 Ga
Side Skirt:	1/4" x 9 5/8"
Tires & Wheels:	See Group 4
Wing Flex (Degrees):	90° Up / 25° Dn
Safety Tow Chain:	Std
LED Light Kit:	Std
Safety Deflectors:	See Group 5

\* Dependent on tire size

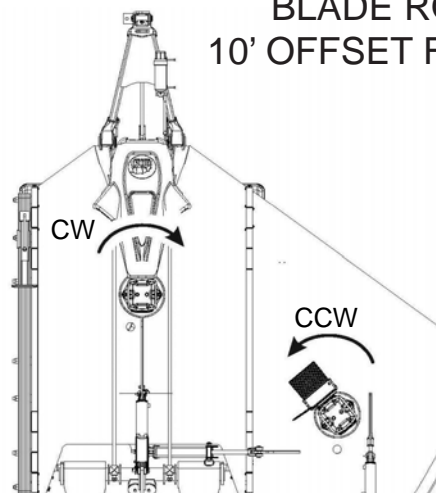
\*\*Gearbox Rating Based on Field Performance

**3100****Medium-Duty Offset Flex-Wing Rotary Cutter**

Unit shown with extra equipment.

Double chain guards are highly recommended if the intended use is for highway, right of way, parks, green-belt mowing, and all other applications where humans, dwellings, vehicles, or livestock could be within 300 feet of the mower.

Blade Rotation for offset Flex-Wing Rotary Cutters has been designed to move cut material toward the wing for highway mowing purposes.

**BLADE ROTATION  
10' OFFSET FLEX-WINGS**

**Warranty**  
**1 YEAR MACHINE**  
**2 YEAR LTD DRIVELINE**  
**6 YEAR GEARBOX**  
**2 YEAR SEALS**

**RHINOAG**

## ORDERING SECTION

To order complete machine, select one item each from groups 1 - 5.  
Order walking axle, special paint, and extra equipment as needed.

CATALOG NUMBER	DESCRIPTION	LIST PRICE (\$US)
<b>GROUP 1. BASE UNIT - 3100</b>		
3100N5404	3100 Offset Flex-Wing Cutter, 540 RPM	\$15,142
3100R5404	3100 Offset Flex-Wing Cutter, 540 RPM w/ Deck Rings	\$15,577
3100N1004	3100 Offset Flex-Wing Cutter, 1000 RPM	\$15,142
3100R1004	3100 Offset Flex-Wing Cutter, 1000 RPM w/ Deck Rings	\$15,577
<b>GROUP 2. HITCH SELECTION - 3100</b>		
00791558	Std Pivoting Hitch	\$305
00791652	Pintle Hitch (Does NOT Include Tractor Half)	\$311
00791728	Precision Hitch (Attaches to Tractor Drawbar)	\$1,097
<b>GROUP 3. DRIVELINE SELECTION - 3100</b>		
00791881	540 RPM w/ 1 3/8" - 6 Spline Driveline	\$1,190
00791882	1000 RPM w/ 1 3/8"- 21 Spline Driveline	\$1,190
00791883	1000 RPM w/ 1 3/4"- 20 Spline Driveline	\$1,371
<b>GROUP 4. TIRE &amp; WHEEL SELECTION - 3100 (INCLUDES 00790303 HUB &amp; SPINDLE BUNDLE)</b>		
00791365A	HD Rhino Trax Foam Filled 25.6" x 7" x 18"	
	5 Tires (4 Center, 1 Wing)	\$2,200
	6 Tires (4 Center, 2 Wing)	\$2,640
00787512	Foam Filled 21" x 7" x 12"	
	5 Tires (4 Center, 1 Wing)	\$1,760
	6 Tires (4 Center, 2 Wing)	\$2,112
00788719	Foam Filled 25.5" x 8" x 14"	
	5 Tires (4 Center, 1 Wing)	\$2,305
	6 Tires (4 Center, 2 Wing)	\$2,766
00025200	Laminated 6" x 9" x 20"	
	5 Tires (4 Center, 1 Wing)	\$1,300
	6 Tires (4 Center, 2 Wing)	\$1,560
00791863	Laminated 6.5" x 14" x 25.5"	
	5 Tires (4 Center, 1 Wing)	\$1,435
	6 Tires (4 Center, 2 Wing)	\$1,722
<b>GROUP 5. GUARDING SELECTION - 3100</b>		
00791586	Rubber Deflectors	\$502
00791526	Single Chain Guards	\$1,397
00791527	Double Chain Guards	\$1,972







CATALOG NUMBER	DESCRIPTION	LIST PRICE (\$US)
<b>WALKING AXLE OPTION</b>		
00791673	Center Walking Axle Only (Select 5 or 6 Tire Option)	\$844
00791674	Center & Wing Walking Axle (Select 6 Tire Option)	\$1,258
<b>SPECIAL PAINT COLOR SELECTION - RHINO ORANGE IS STANDARD</b>		
00787653	JD Green	\$250
00787654	Kubota Orange	\$250
00787655	Case IH Red	\$250
00787656	MF Red	\$250
00787657	NH Blue	\$250
<b>EXTRA EQUIPMENT</b>		
00791628	Round Pan Blade Carrier (Price shown is for quantity of 1. Order quantity of 2 for 3100 applications.)	\$274
<b>CONTAINER FEES - INTERNATIONAL SHIPMENTS</b>		
00888891	Container Processing Fee (Each Unit is Processed to Accommodate Loading)	\$410 Net
00888892	Container Loading Fee (Single Charge per Container Load)	\$275 Net



*Warranty*  
**1** YEAR MACHINE  
**2** YEAR LTD DRIVELINE  
**6** YEAR GEARBOX  
**2** YEAR SEALS

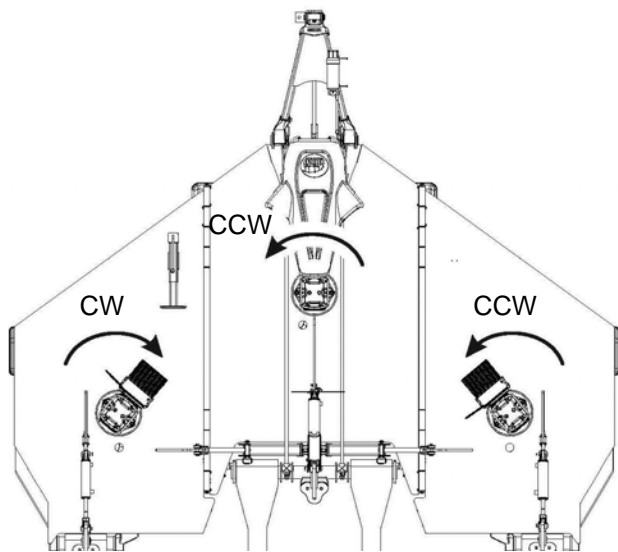
# 3150

## Medium-Duty Flex-Wing Rotary Cutter



Unit shown with extra equipment.


Double chain guards are highly recommended if the intended use is for highway, right of way, parks, green-belt mowing, and all other applications where humans, dwellings, vehicles, or livestock could be within 300 feet of the mower.



**BLADE ROTATION**  
15' FLEX-WINGS

*Warranty*  
**1 YEAR MACHINE**  
**2 YEAR LTD DRIVELINE**  
**6 YEAR GEARBOX**  
**2 YEAR SEALS**

### STANDARD EQUIPMENT & SPECIFICATIONS

Cutting Width:	180"
Transport Width:*	96"
Transport Height:*	80"
Overall Width:*	187"
Overall Length:*	176"
Cutting Height:*	2" - 14"
Height Adjustment:	Hydraulic Cylinder
Hydraulic Hose Ends:	Std
Jack Stand:	Std
Hitch:	Pull
Blade Carrier:	Infinity 
Blades:	1/2" x 4" Parallel Lift
Blade Overlap:	6"
PTO HP Required:	50
Gearbox Rating**:	
<b>Divider</b>	160 HP
<b>Center &amp; Wing</b>	130 HP
<b>Gearbox Oil (85W-140):</b>	Factory Filled
<b>Output Shaft Diameter:</b>	2"
<b>Blade Tip Speed:</b>	
<b>Center 540 RPM</b>	14,861 FPM
<b>1000 RPM</b>	15,570 FPM
<b>Wing 540 RPM</b>	14,861 FPM
<b>1000 RPM</b>	15,776 FPM
<b>Cutting Capacity:</b>	3"
<b>Driveline Size:</b>	
<b>Main</b>	CAT 4 CV
<b>Wing</b>	CAT 4
<b>Driveline Protection:</b>	Slip Clutch
<b>Deck Thickness:</b>	10 Ga
<b>Side Skirt:</b>	1/4"
<b>Tires &amp; Wheels:</b>	See Group 4
<b>Wing Flex (Degrees):</b>	90° Up / 25° Dn
<b>Safety Tow Chain:</b>	Std
<b>LED Light Kit:</b>	Std
<b>Safety Deflectors:</b>	See Group 5
<b>Tongue Weight:</b>	1,610 lbs
<b>Weight (Approx):</b>	5,190 lbs

\* Dependent on tire size

\*\*Gearbox Rating Based on Field Performance





3150 Continued

### ORDERING SECTION

To order complete machine, select one item each from groups 1 - 5.  
Order walking axle, special paint, and extra equipment as needed.

CATALOG NUMBER	DESCRIPTION	LIST PRICE (\$US)
<b>GROUP 1. BASE UNIT - 3150</b>		
3150N5404	3150 Flex-Wing Cutter, 540 RPM	\$16,467
3150R5404	3150 Flex-Wing Cutter, 540 RPM w/ Deck Rings	\$17,129
3150N1004	3150 Flex-Wing Cutter, 1000 RPM	\$16,467
3150R1004	3150 Flex-Wing Cutter, 1000 RPM w/ Deck Rings	\$17,129
<b>GROUP 2. HITCH SELECTION - 3150</b>		
00791558	Std Pivoting Hitch	\$305
00791652	Pintle Hitch (Does NOT Include Tractor Half)	\$311
00791728	Precision Hitch (Attaches to Tractor Drawbar)	\$1,097
<b>GROUP 3. DRIVELINE SELECTION - 3150</b>		
00791881	540 RPM w/ 1 3/8" - 6 Spline Driveline	\$1,190
00791882	1000 RPM w/ 1 3/8" - 21 Spline Driveline	\$1,190
00791883	1000 RPM w/ 1 3/4" - 20 Spline Driveline	\$1,371
<b>GROUP 4. TIRE &amp; WHEEL SELECTION - 3150 (INCLUDES 00790303 HUB &amp; SPINDLE BUNDLE)</b>		
00791365A	HD Rhino Trax Foam Filled 25.6" x 7" x 18"	
	6 Tires (4 Center, 2 Wing)	\$2,640
	8 Tires (4 Center, 4 Wing)	\$3,520
00787512	Foam Filled 21" x 7" x 12"	
	6 Tires (4 Center, 2 Wing)	\$2,112
	8 Tires (4 Center, 4 Wing)	\$2,816
00788719	Foam Filled 25.5" x 8" x 14"	
	6 Tires (4 Center, 2 Wing)	\$2,766
	8 Tires (4 Center, 4 Wing)	\$3,688
00025200	Laminated 6" x 9" x 20"	
	6 Tires (4 Center, 2 Wing)	\$1,560
	8 Tires (4 Center, 4 Wing)	\$2,080
00791863	Laminated 6.5" x 14" x 25.5"	
	6 Tires (4 Center, 2 Wing)	\$1,722
	8 Tires (4 Center, 4 Wing)	\$2,296
<b>GROUP 5. GUARDING SELECTION - 3150</b>		
00791587	Rubber Deflectors	\$652
00791528	Single Chain Guards	\$1,625
00791529	Double Chain Guards	\$2,308




## 3150 Continued

CATALOG NUMBER	DESCRIPTION	LIST PRICE (\$US)
<b>WALKING AXLE OPTION</b>		
00791673	Center Walking Axle Only (Select 6 or 8 Tire Option)	\$844
00791675	Center & Wing Walking Axle (Select 8 Tire Option)	\$1,687
<b>SPECIAL PAINT COLOR SELECTION (RHINO ORANGE IS STANDARD)</b>		
00787653	JD Green	\$250
00787654	Kubota Orange	\$250
00787655	Case IH Red	\$250
00787656	MF Red	\$250
00787657	NH Blue	\$250
00789484	Galvanizing	\$2,743
<b>EXTRA EQUIPMENT</b>		
00787326	Hydraulic Splitter Kit (Plumbs both wings to 1 tractor remote valve)	\$51
00791628	Round Pan Blade Carrier (Price shown is for quantity of 1. Order quantity of 3 for 3150 applications.)	\$274
<b>CONTAINER FEES - INTERNATIONAL SHIPMENTS</b>		
00888891	Container Processing Fee (Each Unit is Processed to Accommodate Loading)	\$410 Net
00888892	Container Loading Fee (Single Charge per Container Load)	\$275 Net

**Warranty**  
**1 YEAR MACHINE**  
**2 YEAR LTD DRIVELINE**  
**6 YEAR GEARBOX**  
**2 YEAR SEALS**



**STANDARD EQUIPMENT & SPECIFICATIONS**

Cutting Width:	126"
Transport Width:*	88"
Transport Height:*	80"
Overall Width:*	133"
Overall Length:*	183"
Cutting Height:*	2" - 14"
Height Adjustment:	Hydraulic Cylinder
Hydraulic Hose Ends:	Std
Jack Stand:	Std
Hitch:	Pull
Blade Carrier:	Infinity 
Blades:	1/2" x 4" Parallel Lift
Blade Overlap:	6"
HP Required:	60 PTO
Gearbox Rating**:	
Divider	250 HP
Center & Wing	225 HP
Gearbox Oil (85W-140):	Factory Filled
Output Shaft Diameter:	3"
Blade Tip Speed:	
Center 540 RPM	16,286 FPM
1000 RPM	16,380 FPM
Wing 540 RPM	16,422 FPM
1000 RPM	15,983 FPM
Cutting Capacity:	4 1/2"
Driveline Size:	
Main	CAT 5 CV
Wing	CAT 5
Driveline Protection:	Slip Clutch
Deck Thickness:	7 Ga
Side Skirt:	1/4"
Wheel Hubs:	Service Free
Tires & Wheels:	See Group 4
Wing Flex (Degrees):	90° Up/ 25° Dn
Safety Tow Chain:	Std
LED Light Kit:	Std
Safety Deflectors:	See Group 5
Weight (Approx):	5,400 lbs

\* Dependent on tire size

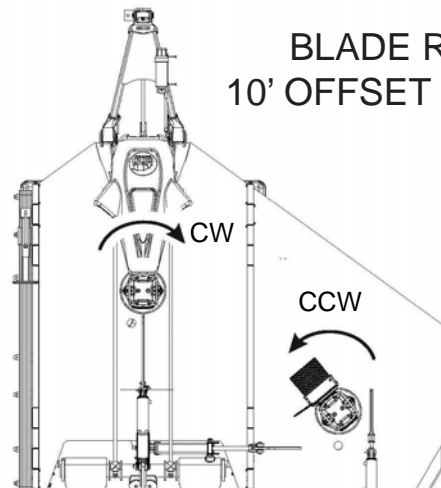
\*\*Gearbox Rating Based on Field Performance

**“PRO” Heavy-Duty Offset Flex-Wing Rotary Cutter**

Unit shown with extra equipment.

Double chain guards are highly recommended if the intended use is for highway, right of way, parks, green-belt mowing, and all other applications where humans, dwellings, vehicles, or livestock could be within 300 feet of the mower.

Blade rotation on offset Flex-Wing cutters is designed to move cut material toward the wing for highway mowing applications.

**BLADE ROTATION  
10' OFFSET FLEX-WINGS**

*Warranty*  
**1 YEAR MACHINE**  
**2 YEAR LTD DRIVELINE**  
**6 YEAR GEARBOX**  
**2 YEAR SEALS**

**RHINOAG**

4105 Continued



### ORDERING SECTION

To order complete machine, select one item each from groups 1 - 5.  
Order walking axle, special paint, and extra equipment as needed.

CATALOG NUMBER	DESCRIPTION	LIST PRICE (\$US)
<b>GROUP 1. BASE UNIT - 4105</b>		
4105N5404	4105 Flex-Wing Cutter, 540 RPM	\$19,660
4105R5404	4105 Flex-Wing Cutter, 540 RPM w/ Deck Rings	\$20,364
4105N1004	4105 Flex-Wing Cutter, 1000 RPM	\$19,660
4105R1004	4105 Flex-Wing Cutter, 1000 RPM w/ Deck Rings	\$20,364
<b>GROUP 2. HITCH SELECTION - 4105</b>		
00791558	Std Pivoting Hitch	\$305
00791652	Pintle Hitch (Does NOT Include Tractor Half)	\$311
00791728	Precision Hitch (Attaches to Tractor Drawbar)	\$1,097
<b>GROUP 3. DRIVELINE SELECTION - 4105</b>		
00791581	540 RPM w/ 1 3/8" - 6 Spline Driveline	\$1,356
00791582	1000 RPM w/ 1 3/8" - 21 Spline Driveline	\$1,356
00791583	1000 RPM w/ 1 3/4" - 20 Spline Driveline	\$1,397
<b>GROUP 4. TIRE &amp; WHEEL SELECTION - 4105 (INCLUDES 00790303 HUB &amp; SPINDLE BUNDLE)</b>		
00791365A	HD Rhino Trax Foam Filled 25.6" x 7" x 18"	
	5 Tires (4 Center, 1 Wing)	\$2,200
	6 Tires (4 Center, 2 Wing)	\$2,640
00788719	Foam Filled 25.5" x 8" x 14"	
	5 Tires (4 Center, 1 Wing)	\$2,305
	6 Tires (4 Center, 2 Wing)	\$2,766
00791863	Laminated 6.5" x 14" x 25.5"	
	5 Tires (4 Center, 1 Wing)	\$1,435
	6 Tires (4 Center, 2 Wing)	\$1,722
<b>GROUP 5. GUARDING SECTION - 4105</b>		
00791526	Single Chain Guards	\$1,397
00791527	Double Chain Guards	\$1,972

*Warranty*  
**1** YEAR MACHINE  
**2** YEAR LTD DRIVELINE  
**6** YEAR GEARBOX  
**2** YEAR SEALS



4105 Continued

CATALOG NUMBER	DESCRIPTION	LIST PRICE (\$US)
<b>WALKING AXLE OPTION</b>		
00791673	Center Walking Axle Only (Select 5 or 6 Tire Option)	\$844
00791674	Center & Wing Walking Axle (Select 6 Tire Option)	\$1,258
<b>SPECIAL PAINT COLOR SELECTION (RHINO ORANGE IS STANDARD)</b>		
00787653	JD Green	\$250
00787654	Kubota Orange	\$250
00787655	Case IH Red	\$250
00787656	MF Red	\$250
00787657	NH Blue	\$250
<b>EXTRA EQUIPMENT</b>		
00791628	Round Pan Blade Carrier (Price shown is for quantity of 1. Order quantity of 2 for 4105 applications.)	\$274
<b>CONTAINER FEES - INTERNATIONAL SHIPMENTS</b>		
00888891	Container Processing Fee (Each Unit is Processed to Accommodate Loading)	\$410 Net
00888892	Container Loading Fee (Single Charge per Container Load)	\$275 Net



*Warranty*  
**1** YEAR MACHINE  
**2** YEAR LTD DRIVELINE  
**6** YEAR GEARBOX  
**2** YEAR SEALS

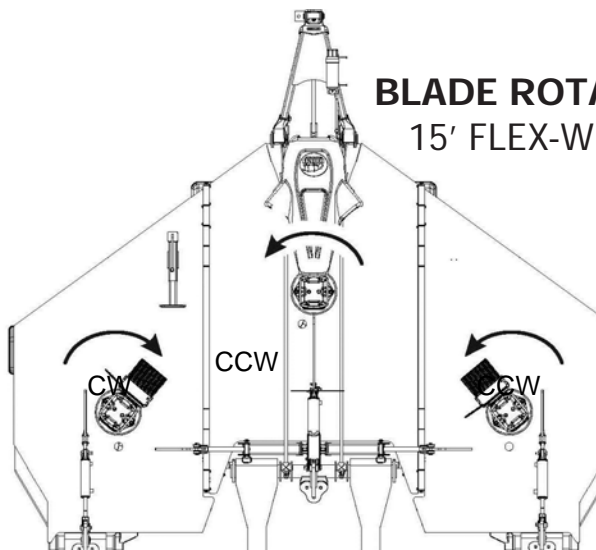
# 4150

## “Ag” Heavy-Duty Flex-Wing Rotary Cutter



Unit shown with extra equipment.

Double Chain Guards are highly recommended if the intended use is for highway, right of way, parks, green-belt mowing, and all other applications where humans, dwellings, vehicles, or livestock could be within 300 feet of the mower.



**BLADE ROTATION**  
15' FLEX-WINGS

### STANDARD EQUIPMENT & SPECIFICATIONS

Cutting Width:	180"
Transport Width:*	96"
Transport Height:*	80"
Overall Width:*	187"
Overall Length:*	183"
Cutting Height:*	2" - 14"
Height Adjustment:	Hydraulic Cylinder
Hydraulic Hose Ends:	Std
Jack Stand:	Std
Hitch:	Pull
Blade Carrier:	Infinity 
Blades:	1/2" x 4" Parallel Lift
Blade Overlap:	6"
PTO HP Required:	60
Gearbox Rating**:	
Divider	250 HP
Center & Wing	225 HP
Gearbox Oil (85W-140):	Factory Filled
Output Shaft Dia:	3"
Blade Tip Speed:	
Center 540 RPM	16,286 FPM
1000 RPM	16,380 FPM
Wing 540 RPM	16,422 FPM
1000 RPM	15,983 FPM
Cutting Capacity:	4"
Driveline Size:	
Main	CAT 5 CV
Wing	CAT 4
Driveline Protection:	Slip Clutch
Deck Thickness:	7 Ga
Side Skirt:	1/4"
Tires & Wheels:	See Group 4
Wing Flex (Degrees):	90° Up / 25° Dn
Safety Tow Chain:	Std
LED Light Kit:	Std
Safety Deflectors:	See Group 5
Tongue Weight:	1,840 lbs
Weight (Approx):	5,395 lbs

\* Dependent on tire size

\*\*Gearbox Rating Based on Field Performance

**Warranty**

- 1 YEAR MACHINE**
- 2 YEAR LTD DRIVELINE**
- 6 YEAR GEARBOX**
- 2 YEAR SEALS**

# RHINOAG





### ORDERING SECTION

To order complete machine, select one item each from groups 1 - 5.  
Order walking axle, special paint, and extra equipment as needed.

CATALOG NUMBER	DESCRIPTION	LIST PRICE (\$US)
<b>GROUP 1. BASE UNIT - 4150</b>		
4150N5404	4150 Flex-Wing Cutter, 540 RPM	\$20,198
4150R5404	4150 Flex-Wing Cutter, 540 RPM w/ Deck Rings	\$20,881
4150N1004	4150 Flex-Wing Cutter, 1000 RPM	\$20,198
4150R1004	4150 Flex-Wing Cutter, 1000 RPM w/ Deck Rings	\$20,881
<b>GROUP 2. HITCH SELECTION - 4150</b>		
00791558	Std Pivoting Hitch	\$305
00791652	Pintle Hitch (Does NOT Include Tractor Half)	\$311
00791728	Precision Hitch (Attaches to Tractor Drawbar)	\$1,097
<b>GROUP 3. DRIVELINE SELECTION - 4150</b>		
00791578	540 RPM w/ 1 3/8" - 6 Spline Driveline	\$1,299
00791579	1000 RPM w/ 1 3/8" - 21 Spline Driveline	\$1,299
00791580	1000 RPM w/ 1 3/4" - 20 Spline Driveline	\$1,356
<b>GROUP 4. TIRE &amp; WHEEL SELECTION - 4150 (INCLUDES 00790303 HUB &amp; SPINDLE BUNDLE)</b>		
00791365A	HD Rhino Trax Foam Filled 25.6" x 7" x 18"	
	6 Tires (4 Center, 2 Wing)	\$2,640
	8 Tires (4 Center, 4 Wing)	\$3,520
00788719	Foam Filled 25.5" x 8" x 14"	
	6 Tires (4 Center, 2 Wing)	\$2,766
	8 Tires (4 Center, 4 Wing)	\$3,668
00791863	Laminated 6.5" x 14" x 25.5"	
	6 Tires (4 Center, 2 Wing)	\$1,722
	8 Tires (4 Center, 4 Wing)	\$2,296
<b>GROUP 5. GUARDING SELECTION - 4150</b>		
00791528	Single Chain Guards	\$1,625
00791529	Double Chain Guards	\$2,308



*Warranty* 1 YEAR MACHINE  
2 YEAR LTD DRIVELINE  
6 YEAR GEARBOX  
2 YEAR SEALS



4150 Continued



CATALOG NUMBER	DESCRIPTION	LIST PRICE (\$US)
<b>WALKING AXLE OPTION</b>		
00791673	Center Walking Axle Only (Select 6 or 8 Tire Option)	\$844
00791675	Center & Wing Walking Axle (Select 8 Tire Option)	\$1,687
<b>SPECIAL PAINT COLOR SELECTION - RHINO ORANGE IS STANDARD</b>		
00787653	JD Green	\$250
00787654	Kubota Orange	\$250
00787655	Case IH Red	\$250
00787656	MF Red	\$250
00787657	NH Blue	\$250
00789484	Galvanizing	\$2,743
<b>EXTRA EQUIPMENT</b>		
00787326	Hydraulic Splitter Kit (operates both wings from 1 tractor remote)	\$51
00791628	Round Pan Blade Carrier (Price shown is for quantity of 1. Order quantity of 3 for 4150 applications)	\$274
<b>CONTAINER FEES - INTERNATIONAL SHIPMENTS</b>		
00888891	Container Processing Fee (Each Unit is Processed to Accommodate Loading)	\$410 Net
00888892	Container Loading Fee (Single Charge per Container Load)	\$275 Net


**Warranty**  
**1 YEAR MACHINE**  
**2 YEAR LTD DRIVELINE**  
**6 YEAR GEARBOX**  
**2 YEAR SEALS**



## 4155

"PRO" Heavy-Duty  
Flex-Wing Rotary Cutter

## STANDARD EQUIPMENT &amp; SPECIFICATIONS

Cutting Width:	180"
Transport Width:*	96"
Transport Height:*	80"
Overall Width:*	187"
Overall Length:*	183"
Cutting Height: *	2" - 14"
Height Adjustment:	Hydraulic Cylinder
Hydraulic Hose Ends:	Std
Jack Stand:	Std
Hitch:	Pull
Blade Carrier:	Infinity 
Blades:	1/2" x 4" Parallel Lift
Blade Overlap:	6"
PTO HP Required:	60
Gearbox Rating**:	
Divider	250 HP
Center & Wing	225 HP
Gearbox Oil (85W-140):	Factory Filled
Output Shaft Dia.:	3"
Blade Tip Speed:	
Center 540 RPM	16,286 FPM
1000 RPM	16,380 FPM
Wing 540 RPM	16,422 FPM
1000 RPM	15,983 FPM
Cutting Capacity:	4 1/2"
Driveline Size:	"Lube 4 Life"
Main	CAT 5 CV
Wing	CAT 5
Driveline Protection:	Slip Clutch
Deck Thickness:	7 Ga
Side Skirt:	1/4"
Tires & Wheels:	See Group 4
Wing Flex (Degrees):	90° Up / 25° Dn
Safety Tow Chain:	Std
Safety Deflectors:	See Group 5
LED Light Kit:	Std
Tongue Weight:	1,870 lbs
Weight (Approx):	5,455 lbs

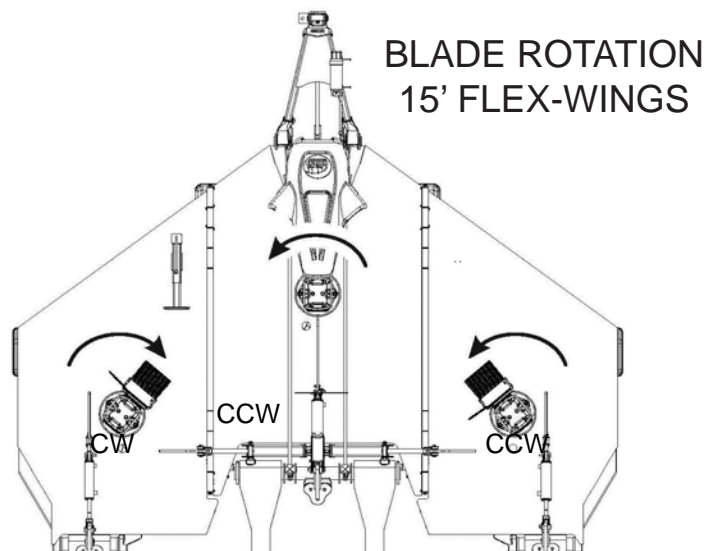
\* Dependent on tire size

\*\*Gearbox Rating Based on Field Performance



Unit shown with extra equipment.

Double chain guards are highly recommended if the intended use is for highway, right of way, parks, greenbelt mowing, and all other applications where humans, dwellings, vehicles, or livestock could be within 300 feet of the mower.


**RHINOAG**

*Warranty* **1** YEAR MACHINE  
**2** YEAR LTD DRIVELINE  
**6** YEAR GEARBOX  
**2** YEAR SEALS



4155 Continued



### ORDERING SECTION

To order complete machine, select one item each from groups 1 - 5.  
Order walking axle, special paint, and extra equipment as needed.


CATALOG NUMBER	DESCRIPTION	LIST PRICE (\$US)
<b>GROUP 1. BASE UNIT - 4155</b>		
4155N5404	4155 Flex-Wing Cutter, 540 RPM	\$23,029
4155R5404	4155 Flex-Wing Cutter, 540 RPM w/ Deck Rings	\$23,960
4155N1004	4155 Flex-Wing Cutter, 1000 RPM	\$23,029
4155R1004	4155 Flex-Wing Cutter, 1000 RPM w/ Deck Rings	\$23,960
<b>GROUP 2. HITCH SELECTION - 4155</b>		
00791558	Std Pivoting Hitch	\$305
00791652	Pintle Hitch (Does NOT Include Tractor Half)	\$311
00791728	Precision Hitch (Attaches to Tractor Drawbar)	\$1,097
<b>GROUP 3. DRIVELINE SELECTION - 4155</b>		
00791581	540 RPM w/ 1 3/8" - 6 Spline Driveline	\$1,356
00791582	1000 RPM w/ 1 3/8" - 21 Spline Driveline	\$1,356
00791583	1000 RPM w/ 1 3/4" - 20 Spline Driveline	\$1,397
<b>GROUP 4. TIRE &amp; WHEEL SELECTION - 4155 (INCLUDES 00790303 HUB &amp; SPINDLE BUNDLE)</b>		
00791365A	HD Rhino Trax Foam Filled 25.6" x 7" x 18"	
	6 Tires (4 Center, 2 Wing)	\$2,640
	8 Tires (4 Center, 4 Wing)	\$3,520
00788719	Foam Filled 25.5" x 8" x 14"	
	6 Tires (4 Center, 2 Wing)	\$2,766
	8 Tires (4 Center, 4 Wing)	\$3,688
00791863	Laminated 6.5" x 14" x 25.5"	
	6 Tires (4 Center, 2 Wing)	\$1,722
	8 Tires (4 Center, 4 Wing)	\$2,296
<b>GROUP 5. GUARDING SELECTION - 4155</b>		
00791528	Single Chain Guards	\$1,625
00791529	Double Chain Guards	\$2,308

*Warranty*  
**1** YEAR MACHINE  
**2** YEAR LTD DRIVELINE  
**6** YEAR GEARBOX  
**2** YEAR SEALS





CATALOG NUMBER	DESCRIPTION	LIST PRICE (\$US)
<b>WALKING AXLE OPTION</b>		
00791673	Center Walking Axle Only (Select 6 or 8 Tire Option)	\$844
00791675	Center & Wing Walking Axle (Select 8 Tire Option)	\$1,687
<b>SPECIAL PAINT COLOR SELECTION - RHINO ORANGE IS STANDARD</b>		
00787653	JD Green	\$250
00787654	Kubota Orange	\$250
00787655	Case IH Red	\$250
00787656	MF Red	\$250
00787657	NH Blue	\$250
00789484	Galvanizing	\$2,743
<b>EXTRA EQUIPMENT</b>		
00787326	Hydraulic Splitter Kit (operates both wings from 1 tractor remote)	\$51
00791628	Round Pan Blade Carrier (Price shown is for quantity of 1. Order quantity of 3 for 4155 applications.)	\$274
<b>CONTAINER FEES - INTERNATIONAL SHIPMENTS</b>		
00888891	Container Processing Fee (Each Unit is Processed to Accommodate Loading)	\$410 Net
00888892	Container Loading Fee (Single Charge per Container Load)	\$275 Net



New Full length Skid Shoe shown.



*Warranty* 1 YEAR MACHINE  
 2 YEAR LTD DRIVELINE  
 6 YEAR GEARBOX  
 2 YEAR SEALS

# 5100

## Super-Duty Offset Flex-Wing Rotary Cutter

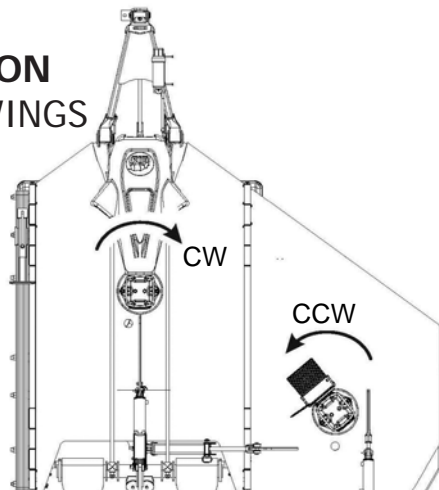


Unit shown with extra equipment.

Double chain guards are highly recommended if the intended use is for highway, right of way, parks, green-belt mowing, and all other applications where humans, dwellings, vehicles, or livestock could be within 300 feet of the mower.

Blade Rotation for offset Flex-Wing rotary cutters has been designed to move cut material toward the wing for highway mowing purposes.


### BLADE ROTATION 10' OFFSET FLEX-WINGS



*Warranty*

- 1** YEAR MACHINE
- 2** YEAR LTD DRIVELINE
- 6** YEAR GEARBOX
- 2** YEAR SEALS

### STANDARD EQUIPMENT & SPECIFICATIONS

Cutting Width:	126"
Transport Width:	88"
Transport Height:*	80"
Overall Width:	133"
Overall Length:	187"
Cutting Height:	2" - 14"
Height Adjustment:	Hydraulic Cylinder
Hydraulic Hose Ends:	Std
Jack Stand:	Std
Hitch:	Pull
Blade Carrier:	Infinity 
Blades:	1/2" x 5" Parallel Lift
Blade Overlap:	6"
HP Required:	70 PTO
Gearbox Rating**:	
Divider	250 HP
Center & Wing	225 HP
Gearbox Oil (85W-140):	Factory Filled
Output Shaft Diameter:	3"
Blade Tip Speed:	
Center 540 RPM	13,436 FPM
1000 RPM	13,704 FPM
Wing 540 RPM	13,169 FPM
1000 RPM	13,367 FPM
Cutting Capacity:	5"
Driveline Size:	
Main	CAT 6 CV
Wing	CAT 6
Driveline Protection:	Slip Clutch
Deck Thickness:	1/4"
Side Skirt:	1/4"
Tires & Wheels:	See Group 4
Wing Flex (Degrees):	90° Up/ 25° Dn
Safety Tow Chain:	Std
LED Light Kit:	Std
Safety Deflectors:	See Group 5

\* Dependent on tire size

\*\*Gearbox Rating Based on Field Performance





### ORDERING SECTION

To order complete machine, select one item each from groups 1 - 5.  
Order walking axle, special paint, and extra equipment as needed.

CATALOG NUMBER	DESCRIPTION	LIST PRICE (\$US)
<b>GROUP 1. BASE UNIT - 5100</b>		
5100N5404	5100 Flex-Wing Cutter, 540 RPM	\$21,766
5100R5404	5100 Flex-Wing Cutter, 540 RPM w/ Deck Rings	\$22,491
5100N1004	5100 Flex-Wing Cutter, 1000 RPM	\$21,766
5100R1004	5100 Flex-Wing Cutter, 1000 RPM w/ Deck Rings	\$22,491
<b>GROUP 2. HITCH SELECTION - 5100</b>		
00791558	Std Pivoting Hitch	\$305
00791652	Pintle Hitch (Does NOT Include Tractor Half)	\$311
00791728	Precision Hitch (Attaches to Tractor Drawbar)	\$1,097
<b>GROUP 3. DRIVELINE SELECTION - 5100</b>		
00791368	540 RPM w/ 1 3/8" - 6 Spline Driveline	\$1,397
00791369	1000 RPM w/ 1 3/8" - 21 Spline Driveline	\$1,397
00791370	1000 RPM w/ 1 3/4" - 20 Spline Driveline	\$1,449
<b>GROUP 4. TIRE &amp; WHEEL SELECTION - 5100 (INCLUDES 00787716 HUB &amp; SPINDLE BUNDLE)</b>		
00791365A	HD Rhino Trax Foam Filled 25.6" x 7" x 18"	
	5 Tires (4 Center, 1 Wing)	\$2,200
	6 Tires (4 Center, 2 Wing)	\$2,640
00788719	Foam Filled 25.5" x 8" x 14"	
	5 Tires (4 Center, 1 Wing)	\$2,305
	6 Tires (4 Center, 2 Wing)	\$2,766
00791863	Laminated 6.5" x 14" x 25.5"	
	5 Tires (4 Center, 1 Wing)	\$1,435
	6 Tires (4 Center, 2 Wing)	\$1,722
<b>GROUP 5. GUARDING SELECTION - 5100</b>		
00791526	Single Chain Guards	\$1,397
00791527	Double Chain Guards	\$1,972



*Warranty*  
**1** YEAR MACHINE  
**2** YEAR LTD DRIVELINE  
**6** YEAR GEARBOX  
**2** YEAR SEALS



CATALOG NUMBER	DESCRIPTION	LIST PRICE (\$US)
<b>WALKING AXLE OPTION</b>		
00791673	Center Walking Axle Only (Select 5 or 6 Tire Option)	\$844
00791674	Center & Wing Walking Axle (Select 6 Tire Option)	\$1,258
<b>SPECIAL PAINT COLOR SELECTION (RHINO ORANGE IS STANDARD)</b>		
00787653	JD Green	\$250
00787654	Kubota Orange	\$250
00787655	Case IH Red	\$250
00787656	MF Red	\$250
00787657	NH Blue	\$250
<b>EXTRA EQUIPMENT</b>		
00791628	Round Pan Blade Carrier (Price shown is for quantity of 1. Order quantity of 2 for 5100 applications.)	\$274
<b>CONTAINER FEES - INTERNATIONAL SHIPMENTS</b>		
00888891	Container Processing Fee (Each Unit is Processed to Accommodate Loading)	\$410 Net
00888892	Container Loading Fee (Single Charge per Container Load)	\$275 Net


*Warranty*  
**1 YEAR MACHINE**  
**2 YEAR LTD DRIVELINE**  
**6 YEAR GEARBOX**  
**2 YEAR SEALS**





## Super-Duty Flex-Wing Rotary Cutter

### STANDARD EQUIPMENT & SPECIFICATIONS

Cutting Width:	180"
Transport Width:*	96"
Transport Height:*	80"
Overall Width:*	187"
Overall Length:*	183"
Cutting Height:*	2" - 14"
Height Adjustment:	Hydraulic Cylinder
Hydraulic Hose Ends:	Std
Jack Stand:	Std
Hitch:	Pull
Blade Carrier:	Infinity 
Blades:	1/2" x 5" Parallel Lift
Blade Overlap:	6"
PTO HP Required:	70
Gearbox Rating**:	
Divider	250 HP
Center & Wing	225 HP
Gearbox Oil (85W-140):	Factory Filled
Output Shaft Dia.:	3"
Blade Tip Speed:	
Center 540 RPM	13,436 FPM
1000 RPM	13,704 FPM
Wing 540 RPM	13,169 FPM
1000 RPM	13,367 FPM
Cutting Capacity:	5"
Driveline Size:	
Main	CAT 6 CV
Wing	CAT 6
Driveline Protection:	Slip Clutch
Deck Thickness:	1/4"
Side Skirt:	1/4"
Tires & Wheels:	See Group 4
Wing Flex (Degrees):	90° Up / 25° Dn
Safety Tow Chain:	Std
LED Light Kit:	Std
Safety Deflectors:	See Group 5
Tongue Weight:	1,970 lbs
Weight (Approx):	5,635 lbs

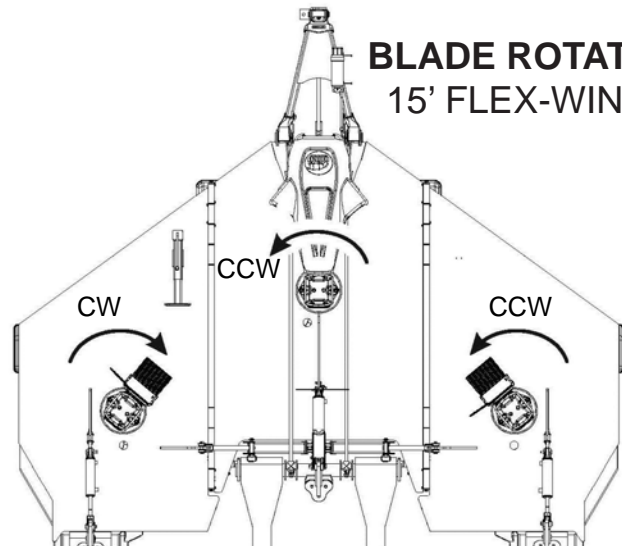
\* Dependent on tire size

\*\*Gearbox Rating Based on Field Performance



Unit shown with extra equipment.

Double chain guards are highly recommended if the intended use is for highway, right of way, parks, greenbelt mowing, and all other applications where humans, dwellings, vehicles, or livestock could be within 300 feet of the mower.



**BLADE ROTATION**  
15' FLEX-WINGS

# RHINOAG

*Warranty*

- 1 YEAR MACHINE
- 2 YEAR LTD DRIVELINE
- 6 YEAR GEARBOX
- 2 YEAR SEALS



5150 Continued



### ORDERING SECTION

To order complete machine, select one item each from groups 1 - 5.  
Order walking axle, special paint, and extra equipment as needed.

CATALOG NUMBER	DESCRIPTION	LIST PRICE (\$US)
<b>GROUP 1. BASE UNIT - 5150</b>		
5150N5404	5150 Flex-Wing Cutter, 540 RPM	\$26,807
5150R5404	5150 Flex-Wing Cutter, 540 RPM w/ Deck Rings	\$27,583
5150N1004	5150 Flex-Wing Cutter, 1000 RPM	\$26,807
5150R1004	5150 Flex-Wing Cutter, 1000 RPM w/ Deck Rings	\$27,583
<b>GROUP 2. DRIVE SELECTION - 5150</b>		
00791558	Std Pivoting Hitch	\$305
00791652	Pintle Hitch (Does NOT Include Tractor Half)	\$311
00791728	Precision Hitch (Attaches to Tractor Drawbar)	\$1,097
<b>GROUP 3. DRIVELINE SELECTION - 5150</b>		
00791368	540 RPM w/ 1 3/8" - 6 Spline Driveline	\$1,397
00791369	1000 RPM w/ 1 3/8" - 21 Spline Driveline	\$1,397
00791370	1000 RPM w/ 1 3/4" - 20 Spline Driveline	\$1,449
<b>GROUP 4. TIRE &amp; WHEEL SELECTION - 5150 (INCLUDES 00787716 HUB &amp; SPINDLE BUNDLE)</b>		
00791365A	HD Rhino Trax Foam Filled 25.6" x 7" x 18"	
	6 Tires (4 Center, 2 Wing)	\$2,640
	8 Tires (4 Center, 4 Wing)	\$3,520
00788719	Foam Filled 25.5" x 8" x 14"	
	6 Tires (4 Center, 2 Wing)	\$2,766
	8 Tires (4 Center, 4 Wing)	\$3,688
00791863	Laminated 6.5" x 14" x 25.5"	
	6 Tires (4 Center, 2 Wing)	\$1,722
	8 Tires (4 Center, 4 Wing)	\$2,296
<b>GROUP 5. GUARDING SELECTION - 5150</b>		
00791528	Single Chain Guards	\$1,625
00791529	Double Chain Guards	\$2,308

*Warranty*  
**1** YEAR MACHINE  
**2** YEAR LTD DRIVELINE  
**6** YEAR GEARBOX  
**2** YEAR SEALS





5150 Continued

CATALOG NUMBER	DESCRIPTION	LIST PRICE (\$US)
<b>WALKING AXLE OPTION</b>		
00791673	Center Walking Axle Only (Select 6 or 8 Tire Option)	\$844
00791675	Center & Wing Walking Axle (Select 8 Tire Option)	\$1,687
<b>SPECIAL PAINT COLOR SELECTION - RHINO ORANGE IS STANDARD</b>		
00787653	JD Green	\$250
00787654	Kubota Orange	\$250
00787655	Case IH Red	\$250
00787656	MF Red	\$250
00787657	NH Blue	\$250
00789484	Galvanizing	\$2,743
<b>EXTRA EQUIPMENT</b>		
00787326	Hydraulic Splitter Kit (operates both wings from 1 tractor remote)	\$51
00791628	Round Pan Blade Carrier (Price shown is for quantity of 1. Order quantity of 3 for 5150 applications)	\$274
<b>CONTAINER FEES - INTERNATIONAL SHIPMENTS</b>		
00888891	Container Processing Fee (Each Unit is Processed to Accommodate Loading)	\$410 Net
00888892	Container Loading Fee (Single Charge per Container Load)	\$275 Net



*Warranty*  
**1 YEAR MACHINE**  
**2 YEAR LTD DRIVELINE**  
**6 YEAR GEARBOX**  
**2 YEAR SEALS**

# 6140

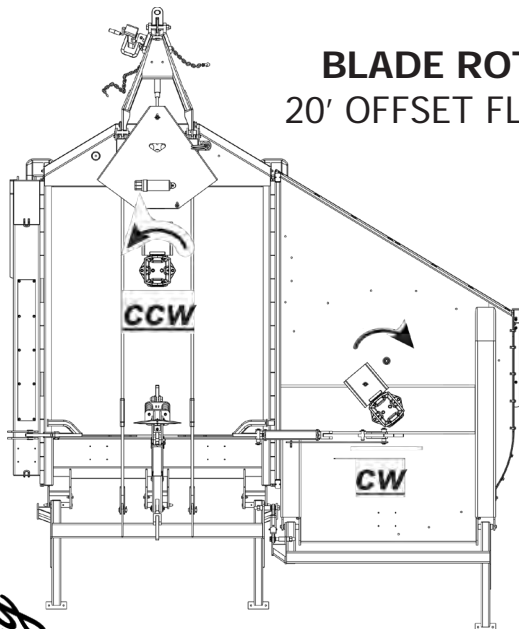
## 14' Heavy-Duty Offset Flex-Wing Rotary Cutter



Unit shown with extra equipment.

Double chain guards are highly recommended if the intended use is for highway, right of way, parks, green-belt mowing, and all other applications where humans, dwellings, vehicles, or livestock could be within 300 feet of the mower.

### BLADE ROTATION 20' OFFSET FLEX-WINGS



#### STANDARD EQUIPMENT & SPECIFICATIONS

Cutting Width:	162"
Transport Width:	106"
Transport Height:	100"
Overall Width:	170"
Overall Length:	216"
Cutting Height:*	2" - 16"
Height Adjustment:	Hydraulic Cylinder
Hydraulic Hose Ends:	Std
Jack Stand:	Std
Hitch:	Pull
Blade Carrier:	Wing Pan or Oval Pan
Blades:	1/2" x 4"
Blade Types Available:	Updraft, Flat
Blade Overlap:	6"
HP Required:	80 PTO Min
Gearbox Rating**:	
Power Divider	250 HP
Center & Wing	225 HP
Gearbox Oil (85W-140):	Factory Filled
Output Shaft Diameter:	3"
Blade Tip Speed:	
Center 540 RPM	15,675 FPM
1000 RPM	16,054 FPM
Wing 540 RPM	15,703 FPM
1000 RPM	15,804 FPM
Cutting Capacity (Max):	4 1/2" Dia
Driveline Size:	
Main	CAT 6 CV
Wing	CAT 6
Driveline Protection:	Slip Clutch
Deck Thickness:	10 Ga Top/ Bottom
Side Skirt:	1/4" x 12"
Tires & Wheels:	See Group 4
Wing Flex (Degrees):	90° Up/ 22° Down
Deck Rings:	Std
Safety Tow Chain:	Std
Safety Deflectors:	See Group 3
LED Light Kit:	Std

\* Dependent on tire size

\*\*Gearbox Rating Based on Field Performance

Warranty

- 1 YEAR MACHINE
- 2 YEAR LTD DRIVELINE
- 6 YEAR GEARBOX
- 2 YEAR SEALS

# RHINOAG



6140 Continued

## ORDERING SECTION

To order complete machine, select one item each from groups 1 - 4.  
Order special paint & extra equipment as needed.

CATALOG NUMBER	DESCRIPTION	LIST PRICE (\$US)
<b>GROUP 1. BASE UNIT - 6140</b>		
6140W5403	6140 Flex-Wing Cutter, 540 RPM, Dog Bone Pan Carrier	\$21,890
6140P5403	6140 Flex-Wing Cutter, 540 RPM, Oval Pan Carrier	\$23,236
6140W10003	6140 Flex-Wing Cutter, 1000 RPM, Dog Bone Pan Carrier	\$22,542
6140P10003	6140 Flex-Wing Cutter, 1000 RPM, Oval Pan Carrier	\$23,867
<b>GROUP 2. DRIVELINE SELECTION - 6140</b>		
00786843	540 RPM w/ 1 3/8" - 6 Spline Driveline	\$1,304
00786844	1000 RPM w/ 1 3/8" - 21 Spline Driveline	\$1,294
00786845	1000 RPM w/ 1 3/4" - 20 Spline Driveline	\$1,294
<b>GROUP 3. GUARDING SELECTION - 6140</b>		
00787750	Single Chain Guards	\$1,532
00787751	Double Chain Guards	\$3,457
<b>GROUP 4. TIRE &amp; WHEEL SELECTION - 6140 (INCLUDES 00787716 HUB &amp; SPINDLE BUNDLE)</b>		
00791365A	HD Rhino Trax Foam Filled 25.6" x 7" x 18"	
	5 Tires (4 Center, 2 Wing)	\$2,200
	6 Tires (4 Center, 4 Wing)	\$2,640
00788719	Foam Filled 25.5" x 8" x 14"	
	5 Tires (4 Center, 1 Wing)	\$2,305
	6 Tires (4 Center, 2 Wing)	\$2,766
00791863	Laminated 6.5" x 14" x 25.5"	
	5 Tires (4 Center, 1 Wing)	\$1,435
	6 Tires (4 Center, 2 Wing)	\$1,722
<b>SPECIAL PAINT COLOR SELECTION - RHINO ORANGE IS STANDARD</b>		
00787653	JD Green	\$250
00787654	Kubota Orange	\$250
00787655	Case IH Red	\$250
00787656	MF Red	\$250
00787657	NH Blue	\$250



Warranty

1 YEAR MACHINE  
2 YEAR LTD DRIVELINE  
6 YEAR GEARBOX  
2 YEAR SEALS



6140 Continued



CATALOG NUMBER	DESCRIPTION	LIST PRICE (\$US)
<b>EXTRA EQUIPMENT- REVERSE ROTATION DRIVE</b>		
00788906	Reverse Rotation Exchange Kit-540 PTO RPM	\$595
00788907	Reverse Rotation Exchange Kit-1000 PTO RPM	\$595
*Reverse Rotation Kit moves cut material to the wing. NOTE: Machines with Reverse Rotation Kits above cannot be ordered through the online order system. Contact Rhino Customer Service to order machines with the Reverse Rotation drive.		
<b>EXTRA EQUIPMENT - FACTORY INSTALLED OPTIONS</b>		
00778917	Center Section Walking Axle Kit (5 Tires Required)	\$880
0811270500	Winch & Stand (to Manually Fold Wing)	\$828
00769178	Ball Hitch (2 5/16" Ball)	\$647
00773869	Pintle Hitch Kit (Requires Tractor Drawbar Modification)	\$911
<b>CONTAINER FEES - INTERNATIONAL SHIPMENTS</b>		
00888891	Container Processing Fee (Each Unit is Processed to Accommodate Loading)	\$410 Net
00888892	Container Loading Fee (Single Charge per Container Load)	\$275 Net



*Warranty*  
**1 YEAR MACHINE**  
**2 YEAR LTD DRIVELINE**  
**6 YEAR GEARBOX**  
**2 YEAR SEALS**



**6200****Heavy-Duty  
Flex-Wing Rotary Cutter**

Unit shown with extra equipment.

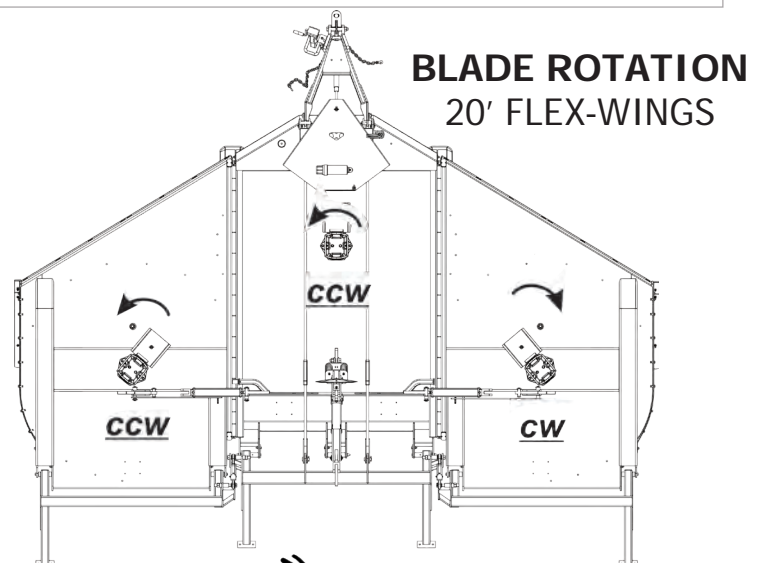
**STANDARD EQUIPMENT & SPECIFICATIONS**

Cutting Width:	240"
Transport Width:	115"
Transport Height:	100"
Overall Width:	248"
Overall Length:	216"
Cutting Height:*	2" - 16"
Height Adjustment:	Hydraulic Cylinder
Hydraulic Hose Ends:	Std
Jack Stand:	Std
Hitch:	Pull
Blade Carrier:	Wing Pan, Oval Pan, or Shredder Bar
Blades:	1/2" x 4" Updraft
Blade Overlap:	6"
HP Required:	80 PTO Min
Tractor Drawbar Load:	2920 lbs
Gearbox Rating**:	
Power Divider	250 HP
Center & Wing	225 HP
Gearbox Oil (85W-140):	Factory Filled
Output Shaft Diameter:	3"
Blade Tip Speed:	
Center 540 RPM	15675 FPM
1000 RPM	16054 FPM
Wing 540 RPM	15703 FPM
1000 RPM	15804 FPM
Cutting Capacity (Max):	4-1/2"
Driveline Size:	
Main	CAT 6 CV
Wing	CAT 6 HD
Driveline Protection:	Slip Clutch
Deck Thickness:	10 Ga Top / Bottom
Side Skirt:	1/4" x 12"
Tires & Wheels:	See Group 4
Wing Flex (Degrees):	90° Up/ 22° Down
Deck Rings:	Std
Safety Tow Chain:	Std
Safety Deflectors:	See Group 3
LED Light Kit:	Std

\* Dependent on tire size

\*\*Gearbox Rating Based on Field Performance

These rotary cutters may be set up with single or double chain guards. For most agricultural applications, single chain guards may be used. If the intended use is for highway, right of way, parks, or greenbelt mowing, or all other mowing where human, dwellings, vehicles, or livestock could be within 300 feet of the mower, double chain guards should be ordered and used.

**BLADE ROTATION  
20' FLEX-WINGS****RHINOAG**

*Warranty*  
**1 YEAR MACHINE**  
**2 YEAR LTD DRIVELINE**  
**6 YEAR GEARBOX**  
**2 YEAR SEALS**



6200 Continued



**ORDERING SECTION**

To order complete machine, order one item each from groups 1 - 4.  
Order special paint & extra equipment as needed.

CATALOG NUMBER	DESCRIPTION	LIST PRICE (\$US)
<b>GROUP 1. BASE UNIT - 6200</b>		
6200W5403	6200 Flex-Wing Cutter, 540 RPM, Dog Bone Pan Carrier	\$27,221
6200P5403	6200 Flex-Wing Cutter, 540 RPM, Oval Pan Carrier	\$28,126
6200W10003	6200 Flex-Wing Cutter, 1000 RPM, Dog Bone Pan Carrier	\$27,867
6200P10003	6200 Flex-Wing Cutter, 1000 RPM, Oval Pan Carrier	\$28,799
6200S10003	6200 Flex-Wing Cutter, 1000 RPM, Shredder Bar Carrier, Baffle kit	\$28,126
6200R10003	6200 Flex-Wing Cutter, 1000 RPM, Row Crop (30" Row Spacing), Bar Carrier, Baffle Kit, 9.5L-15 FL-D Highway Implement Tires qty 4)	\$30,093
<b>GROUP 2. DRIVE SELECTION - 6200</b>		
00786843	540 RPM w/ 1 3/8" - 6 Spline Driveline	\$1,304
00786844	1000 RPM w/ 1 3/8"- 21 Spline Driveline	\$1,294
00786845	1000 RPM w/ 1 3/4"- 20 Spline Driveline	\$1,294
<b>GROUP 3. GUARDING SELECTION - 6200</b>		
00787745	Single Chain Guards	\$1,734
00787746	Double Chain Guards	\$4,223
<b>GROUP 4. TIRE &amp; WHEEL SELECTION - 6200 - (NOT REQUIRED FOR 6200R10003) (INCLUDES 00787716 HUB &amp; SPINDLE BUNDLE)</b>		
00791365A	HD Rhino Trax Foam Filled 25.6" x 7" x 18"	
	6 Tires (4 Center, 2 Wing)	\$2,640
	8 Tires (4 Center, 4 Wing)	\$3,520
00788719	Foam Filled 25.5" x 8" x 14"	
	6 Tires (4 Center, 2 Wing)	\$2,766
	8 Tires (4 Center, 4 Wing)	\$3,688
00791863	Laminated 6.5" x 14" x 25.5"	
	6 Tires (4 Center, 2 Wing)	\$1,722
	8 Tires (4 Center, 4 Wing)	\$2,296
<b>SPECIAL PAINT COLOR SELECTION (RHINO ORANGE IS STANDARD)</b>		
00787653	JD Green	\$250
00787654	Kubota Orange	\$250
00787655	Case IH Red	\$250
00787656	MF Red	\$250
00787657	NH Blue	\$250
00789486	Galvanizing	\$3,623

*Warranty*  
**1 YEAR MACHINE**  
**2 YEAR LTD DRIVELINE**  
**6 YEAR GEARBOX**  
**2 YEAR SEALS**







CATALOG NUMBER	DESCRIPTION	LIST PRICE (\$US)
<b>EXTRA EQUIPMENT (FACTORY INSTALLED OPTIONS)</b>		
0811270500	Winch & Stand (To Manually Fold Wings)	\$828
00778712	Baffle Kit Assembly	\$704
00769178	Ball Hitch (2 5/16" Ball)	\$647
00773869	Pintle Hitch Kit (Requires Tractor Drawbar Modification)	\$911
00778917	Center Section Walking Axle Kit (6 Tires Required)	\$880
00787326	Hydraulic Splitter Kit (Operates both wings from 1 tractor remote)	\$51
<b>CONTAINER FEES - INTERNATIONAL SHIPMENTS</b>		
00888891	Container Processing Fee (Each Unit is Processed to Accommodate Loading)	\$410 Net
00888892	Container Loading Fee (Single Charge per Container Load)	\$275 Net



*Warranty*  
**1 YEAR MACHINE**  
**2 YEAR LTD DRIVELINE**  
**6 YEAR GEARBOX**  
**2 YEAR SEALS**

# MDB130

## Mechanically Driven Ditch Bank Mower



Shown with optional front right gauge wheel.

### STANDARD EQUIPMENT & SPECIFICATIONS

Cutting Width:	60"
Transport Width:	60"
Overall Width (Skid to Skid):	69 1/2"
Overall Length (Guard - Guard):	83 1/4"
Cutting Height:	1 1/2" - 12"
Hitch:	CAT 2 Std & CAT 3 Std
Blade Carrier:	Infinity - Cast
Blades:	1/2" x 4"
Blade Rotation:	Counter Clockwise
PTO HP Required (Min):	90 w/ 25% of Weight on Front Wheels
Min Tractor Weight:	8,000 lbs
Gearbox Rating*:	Center Deck 100 HP 130 HP
Tractor PTO Speed:	540 RPM 1000 RPM
Drive Type:	Mechanical
Mechanical Breakaway:	Std
Blade Tip Speed:	540 RPM 13,904 1000 RPM 14,128
Horizontal Reach (Max):	130"
Cutting Capacity (Max):	2"
Driveline Size:	CAT 4
Overload Protection:	Slip Clutch
Deck Thickness:	10 Ga
Side Skirt:	7 Ga x 9 1/8"
Range of Head Movement:	40° Up / 40° Down
Skid Shoes:	Replaceable/ Bolt on
Optional Gauge Wheel(s) (Max 3)	See Extra Equipment
Safety Guarding:	Single Chains
Weight (Approx):	1,900 lbs

\*Gearbox Rating Based on Field Performance

### ORDERING SECTION

CATALOG NUMBER	DESCRIPTION	APPROX SHIPPING WEIGHT (LBS)	LIST PRICE (\$US)
<b>BASE UNIT - MDB130</b>			
MDB130540	MDB130 Ditch Bank Mower, w/ Chain Guards - 540 RPM 1 3/8 6 Spline	2,150	\$11,100
MDB130100	MDB130 Ditch Bank Mower, w/ Chain Guards - 1000 RPM 1 3/8 21 Spline	2,150	\$11,100
<b>EXTRA EQUIPMENT</b>			
00792126	Side Mount Gauge Wheel (4" x 8" Laminated) - Front Right	75	\$626
00792140	Side Mount Gauge Wheel (4" x 8" Laminated) - Rear Right or Rear Left **For use on Serial #10058 or greater**	72	\$518
00791628	Round Pan for Infinity Carrier	70	\$274

# RHINOAG

1 YEAR MACHINE  
5 YEAR LTD GEARBOX *Warranty*

**STANDARD EQUIPMENT & SPECIFICATIONS**

Cutting Width:	60"
Transport Width:	119"
Overall Width (Head):	65 1/4"
Overall Length (Head):	71 3/8"
Cutting Height (Min):	1"
Hitch:	CAT 2 & 3 QH Compatible w/ Adapter kit (See Extra Equipment)
Speed Inserter:	Driveline Mounted
Blade Carrier:	Pan
Blades:	1/2" x 4" Updraft
Blade Rotation:	Clockwise
HP Required:	60 w/ Adequate Front Wt.
Tractor PTO Speed:	540 RPM
Oil Reservoir Capacity:	55 Gallons-Factory Filled
Max System Pressure:	3,000 PSI
Blade Tip Speed:	16,870 FPM
Horizontal Reach (Max):	158" From Center of Tractor
Extension Cylinder Stroke:	30"
Cutting Capacity (Max):	1"
Driveline Size:	CAT 4
Overload Protection:	Relief Valve
Deck Thickness:	10 Ga
Side Skirt:	10 Ga x 9 1/4"
Range of Head Movement:	85° Up / 90° Dn
Hydraulic Pump Capacity:	18.32 GPM
Skid Shoes:	Replaceable
Safety Deflectors:	Rubber Deflectors or Chain Guards
Weight (Approx):	2,140 lbs w/ Oil

DB150 Units are built to order.  
Contact Customer Service for Availability.

# DB150

## Hydraulic Ditch Bank Rotary Cutter



Unit shown with extra equipment.

# RHINOAG

### ORDERING SECTION

CATALOG NUMBER	DESCRIPTION	APPROX SHIPPING WEIGHT (LBS)	LIST PRICE (\$US)
<b>BASE UNIT - DB150</b>			
DB156101	DB150 Ditch Bank Mower, w/ Rubber Deflectors	2,050	\$15,524
DB156501	DB150 Ditch Bank Mower, w/ Chain Guards	2,140	\$15,991
DB156701	DB150 Ditch Bank Mower, w/ Double Chain Guards	2,240	\$16,519
<b>EXTRA EQUIPMENT</b>			
00777523	Rear Mount Tailwheel	85	\$647
00775786	Side Mount Gauge Wheel	40	\$745
00776352	Lower Hitch Position Quick-Hitch Adapter Kit	12	\$492

**1 YEAR MACHINE** *Warranty*

# 2160 Hydraulic Boom Rotary Cutter

Not Intended for Commercial Contractor Use.



Unit shown with extra equipment.

Rhino 2160 Models are built to order.  
Contact Customer Service for Availability.

A Protective Cage is required for use on non-cab tractor applications and may require some tractor modifications. Order Protective Cage Kit below for all Non-Cab tractor applications.

**1 YEAR MACHINE** *Warranty*

## STANDARD EQUIPMENT & SPECIFICATIONS

Cutting Width:	60"
Transport Width:	113"
Overall Width (Head):	69"
Overall Length (Head):	71 3/8"
Cutting Height (Min):	1 3/4"
Support Stand:	Std
Hitch:	CAT 2 & 3 QH
Blade Carrier:	Pan
Blades:	1/2" x 4" Updraft
Blade Rotation:	Clockwise
HP Required:	110 PTO w/ Adequate Front & Side Weights
PTO Type:	540 RPM Only
Oil Reservoir Capacity:	55 Gallons Factory Filled
Max Operating Pressure:	3,000 PSI
Breakaway Pressure:	2,750 PSI
Blade Tip Speed:	16,870 FPM
Horizontal Reach (Max):	21'
Vertical Reach (Max):	22' 6"
Down Reach (Max):	11' 6"
Cutting Capacity (Max):	2"
Driveline Size:	CAT 4
Overload Protection:	Hydraulic Relief Valve
Deck Thickness:	10 Ga
Side Skirt:	10 Ga x 9 1/4"
Range of Head Movement:	190 Degrees
Hydraulic Pump Rating:	18.32 GPM
Protective Cage*:	Required for Non-Cab Tractors
Safety Deflectors:	Rubber Belting
Weight (Approx):	2,700 lbs (w/ Oil)

**Gearbox Rating Based on Field Performance**

## ORDERING SECTION

To order complete machine, select one item each from groups 1 - 2.  
Order operator protective cage for non-cab tractor applications.

CATALOG NUMBER	DESCRIPTION	APPROX SHIPPING WEIGHT (LBS)	LIST PRICE (\$US)
<b>GROUP 1. BASE UNIT - 2160</b>			
07226054	Rhino 2160, 60" Cutter, 540 RPM	2,460	\$27,091
<b>GROUP 2. HYDRAULIC VALVE KIT SELECTION - 2160</b>			
00765473	Direct Connect - Needs 4 tractor remotes	5	\$1,475
00770017	Electro-Hydraulic Cylinder Control Valve Kit - Needs 1 tractor remote and uses 4 solenoids with joystick control (Tractors must have mechanical levers for hydraulic activation)	40	\$3,416
<b>OPERATOR PROTECTIVE CAGE - 2160 - REQUIRED FOR NON-CAB TRACTORS</b>			
00765754K	Operator Protective Cage for Non-Cab Tractors	174	\$1,894
<b>EXTRA EQUIPMENT</b>			
00765478	Hyd. Relief Arm Kit (Required for Non-Quick Hitch Tractors to lock 3pt in place)	91	\$761
00775786	Side Mount Gauge Wheel	40	\$745

# PULVERIZERS (SINGLE ROLLER)



PVS (Spike Shanks)



PVB (Bar Shanks)

SPECIFICATIONS	PVS (Single Roller)	PVB (Single Roller)
Overall Height:	34 7/8"	34 7/8"
Overall Width:	60", 66", 72", 84"	60", 66", 72", 84"
Overall Depth:	24"	24"
Hitch:	3 pt CAT 1 & CAT 1 QH	3 pt CAT 1 & CAT 1 QH
Lower Hitch Pin Height:	15 3/8"	15 3/8"
Weight (Approx):	530 lbs (60") 560 lbs (66") 590 lbs (72") 650 lbs (84")	550 lbs (60") 580 lbs (66") 610 lbs (72") 670 lbs (84")
Type of Shanks:	Spikes (Non-Reversible)	Bars (Reversible)
Shank Size:	5/8" Square x 8"	1/2" x 2 x 12 1/2"
Number of Shanks:		
Spikes (PVS)	27 (60") 29 (66") 33 (72") 37 (84")	N/A
Bars (PVB)	N/A	21 (60") 23 (66") 25 (72") 29 (84")
Spike/Bar Spacing	4 1/4"	5 1/2"
Horse Power (2WD-4WD):	Up to 60	Up to 60
Roller Bearing Size:	1"	1"

Pulverizers are priced as complete units and are shipped fully assembled.

## ORDERING SECTION

CATALOG NUMBER	MODEL	DESCRIPTION	APPROX SHIPPING WEIGHT (LBS)	LIST PRICE (\$US)
<b>GROUP 1. BASE UNIT - PVS &amp; PVB</b>				
PVS600-CY1	PVS	Pulverizer, Single Roller, 60" Wide (Spike Shanks)	530	\$1,874
PVS660-CY1		Pulverizer, Single Roller, 66" Wide (Spike Shanks)	560	\$2,049
PVS720-CY1		Pulverizer, Single Roller, 72" Wide (Spike Shanks)	590	\$2,243
PVS840-CY1		Pulverizer, Single Roller, 84" Wide (Spike Shanks)	650	\$2,673
PVB600-CY1	PVB	Pulverizer, Single Roller, 60" Wide (Bar Shanks)	550	\$1,874
PVB660-CY1		Pulverizer, Single Roller, 66" Wide (Bar Shanks)	580	\$2,049
PVB720-CY1		Pulverizer, Single Roller, 72" Wide (Bar Shanks)	610	\$2,243
PVB840-CY1		Pulverizer, Single Roller, 84" Wide (Bar Shanks)	670	\$2,673

1 YEAR MACHINE *Warranty*

# RHINOAG

# PULVERIZERS (DOUBLE ROLLER)

SPECIFICATIONS	PVS (Double Roller)	PVB (Double Roller)
Overall Height:	34 7/8"	34 7/8"
Overall Width:	60", 66", 72", 84"	60", 66", 72", 84"
Overall Depth:	24"	24"
Hitch:	3 pt CAT 1 & CAT 1 QH	3 pt CAT 1 & CAT 1 QH
Lower Hitch Pin Height:	15 3/8"	15 3/8"
Weight (Approx):	640 lbs (60") 680 lbs (66") 720 lbs (72") 790 lbs (84")	660 lbs (60") 700 lbs (66") 740 lbs (72") 810 lbs (84")
Type of Shanks:	Spikes (Non-Reversible)	Bars (Reversible)
Shank Size:	5/8" Square x 8"	1/2" x 2 x 12 1/2"
Number of Shanks:		
Spikes (PVS)	27 (60") 29 (66") 33 (72") 37 (84")	N/A
Bars (PVB)	N/A	21 (60") 23 (66") 25 (72") 29 (84")
Spike/Bar Spacing	4 1/4"	5 1/2"
Horse Power (2WD-4WD):	Up to 60	Up to 60
Roller Bearing Size:	1"	1"



PVS (Spike Shanks)



PVB (Bar Shanks)

Pulverizers are priced as complete machines and are shipped fully assembled.

## ORDERING SECTION

CATALOG NUMBER	MODEL	DESCRIPTION	APPROX SHIPPING WEIGHT (LBS)	LIST PRICE (\$US)
<b>GROUP 1. BASE UNIT - PVS &amp; PVB</b>				
PVS602-CY1	PVS	Pulverizer, Double Roller, 60" Wide (Spike Shanks)	640	\$2,367
PVS662-CY1		Pulverizer, Double Roller, 66" Wide (Spike Shanks)	680	\$2,554
PVS722-CY1		Pulverizer, Double Roller, 72" Wide (Spike Shanks)	720	\$2,891
PVS842-CY1		Pulverizer, Double Roller, 84" Wide (Spike Shanks)	790	\$3,388
PVB602-CY1	PVB	Pulverizer, Double Roller, 60" Wide (Bar Shanks)	660	\$2,367
PVB662-CY1		Pulverizer, Double Roller, 66" Wide (Bar Shanks)	700	\$2,554
PVB722-CY1		Pulverizer, Double Roller, 72" Wide (Bar Shanks)	740	\$2,891
PVB842-CY1		Pulverizer, Double Roller, 84" Wide (Bar Shanks)	810	\$3,388

# PG SERIES

## PLUGGERS

(CORE TYPE AERATOR)

SPECIFICATIONS	PG600	PG720
Overall Height:	39 1/4"	39 1/4"
Overall Width:	64 1/2"	76 1/2"
Overall Depth:	25"	25"
Working Width:	60"	72"
Hitch:	3 pt CAT 1 & CAT 1 QH	3 pt CAT 1 & CAT 1 QH
Lower Hitch Pin Height:	19 3/4"	19 3/4"
Weight (Approx):	350 lbs	390 lbs
Number of Hubs:	8	10
Type of Spoons:	3/4" Closed Design Hardened Spoons	
Number of Spoons:	64	80
Spoon Spacing:	8"	8"
Horse Power (2WD-4WD):	Up to 60	Up to 60
Axle Shaft Diameter:	1 1/4"	1 1/4"
Weight Rack:	Std	Std

The PG Series Pluggers are priced as complete units and are shipped fully assembled.



### ORDERING SECTION

CATALOG NUMBER	DESCRIPTION	APPROX SHIPPING WEIGHT (LBS)	LIST PRICE (\$US)
<b>GROUP 1. BASE UNIT - PG</b>			
PG600-1CY1	PG Plugger, Lift-Type, 60" Wide (8 Hubs, 64 Spoons)	350	\$3,333
PG720-1CY1	PG Plugger, Lift-Type, 72" Wide (10 Hubs, 80 Spoons)	390	\$3,777
<b>EXTRA EQUIPMENT</b>			
95159	Knife, Slicing (Requires 4 per Hub)		\$27

**1 YEAR MACHINE** *Warranty*

# RHINOAG

# MPG SERIES PLUGGERS

(HEAVY-DUTY CORE AERATOR)

SPECIFICATIONS	MPG600	MPG720
Overall Height:	41 7/8"	41 7/8"
Overall Width:	67 1/2"	79 1/2"
Overall Depth:	25"	25"
Working Width:	60"	72"
Hitch:	3 pt CAT 1 & CAT 1 QH	3 pt CAT 1 & CAT 1 QH
Lower Hitch Pin Height:	22 3/8"	22 3/8"
Weight (Approx):	460 lbs	500 lbs
Number of Hubs:	10	12
Type of Spoons:	3/4" Closed Design Hardened Spoons	
Number of Spoons:	80	96
Spoon Spacing:	7"	7"
Horse Power (2WD-4WD):	Up to 60	Up to 60
Axle Shaft Diameter:	1 1/4"	1 1/4"
Weight Rack:	Std	Std
Parking Stand:	Std	Std

The MPG Series Pluggers are priced as complete units and are shipped fully assembled.



## ORDERING SECTION

CATALOG NUMBER	DESCRIPTION	APPROX SHIPPING WEIGHT (LBS)	LIST PRICE (\$US)
<b>GROUP 1. BASE UNIT - MPG</b>			
MPG600-CY1	MPG Plugger, Lift-Type, 60" Wide (10 Hubs, 80 Spoons)	460	\$3,483
MPG720-CY1	MPG Plugger, Lift-Type, 72" Wide (12 Hubs, 96 Spoons)	500	\$3,981
<b>EXTRA EQUIPMENT</b>			
95159	Knife, Slicing (Requires 4 per Hub)		\$27



# PA SERIES

## PASTURE AERATORS

SPECIFICATIONS	PA8	PA10
Tractor HP Required:	40-90	
Working Width:	86"	116"
Overall Height (w/ tines on ground):	44.25"	
Overall Width:	97.38"	127.63"
Overall Length:	136" in transport position	
Weight (Approx) (w/o added weight):	1,700 lbs	2,200 lbs
Weight Box:	Std (Welded to Frame)	Std (Welded to Frame)
Max Weight Box Capacity:	2,200 lbs (Not Supplied)	2,900 lbs (Not Supplied)
Number of Tines:	24 LH & 24 RH	32 LH & 32 RH
Tine Material:	Forged & Heat Treated Steel	
Tine Hub Spacing:	7.5"	
Tine Penetration:	Up to 8.125" depending on ground condition	
Frame Construction:	4" Square Tubing; All Welded Construction	
Hitch Type:	Heavy-Duty Pull-Type w/ Clevis Hitch - 1.25" Max Pin Dia	
Main Tongue Beam:	4" Square	
Hitch Jack:	10" Top Wind Jack - Mounted to Frame	
Rotor Tine Support Hangers:	1" x 7" Heavy-Duty Hangers	
Rotor Bearings:	Heavy-Duty Greasable Bearings	
Rotor Bearing Protection:	.375" x 3.5" Metal Housing	
Rotor Angle Adjustment:	2.5 Degrees, 5 Degrees, 7.5 Degrees	
Tire and Wheel:	9.5L x 15 8 Ply Tires on 15"- 5 Bolt Wheels	
Tine Depth Control:	Add Spacer Donuts to Cylinder Rod - Included	
Hydraulic Cylinder:	3.5" x 8"	
Transport Lock	Manual Cylinder Lock	
Rear Axle Pivot:	Greaseable	

The PA Series Pasture Aerator Units are shipped in one crate for dealer assembly.



**1 YEAR MACHINE** *Warranty*

**RHINOAG**

## PA Series Continued

## ORDERING SECTION

CATALOG NUMBER		DESCRIPTION	APPROX SHIPPING WEIGHT (LBS)	LIST PRICE (\$US)
<b>GROUP 1. BASE UNIT - PA8 &amp; PA10</b>				
PA8-1OR1	PA8	Pasture Aerator, 8 Ft. Wide - Rhino Orange	1,700	\$12,168
PA8-1RD3		Pasture Aerator, 8 Ft. Wide - MF Red	1,700	\$12,168
PA8-1GR1		Pasture Aerator, 8 Ft. Wide - JD Green	1,700	\$12,168
PA8-1OR2		Pasture Aerator, 8 Ft. Wide - Kubota Orange	1,700	\$12,168
PA8-1BL1		Pasture Aerator, 8 Ft. Wide - NH Blue	1,700	\$12,168
PA8-1CY1		Pasture Aerator, 8 Ft. Wide - CAT Yellow	1,700	\$12,168
PA10-1OR1	PA10	Pasture Aerator, 10 Ft. Wide - Rhino Orange	2,200	\$14,605
PA10-1RD3		Pasture Aerator, 10 Ft. Wide - MF Red	2,200	\$14,605
PA10-1GR1		Pasture Aerator, 10 Ft. Wide - JD Green	2,200	\$14,605
PA10-1OR2		Pasture Aerator, 10 Ft. Wide - Kubota Orange	2,200	\$14,605
PA10-1BL1		Pasture Aerator, 10 Ft. Wide - NH Blue	2,200	\$14,605
PA10-1CY1		Pasture Aerator, 10 Ft. Wide - CAT Yellow	2,200	\$14,605


**RHINOAG**
**1 YEAR MACHINE** *Warranty*

# LLR

## Landscape Rakes

### STANDARD EQUIPMENT & SPECIFICATIONS

Model	LLR60	LLR72	LLR84
Rake Width:	60"	72"	84"
Rake Height:	15"	15"	15"
Hitch:	CAT 1 QH	CAT 1 QH	CAT 1 QH
Max PTO HP:	35	35	35
Kingpin Diameter:	1 1/4"	1 1/4"	1 1/4"
Adjustment Type:	Manual	Manual	Manual
Pivot:			
	<b>Forward</b>	<b>Forward</b>	<b>Forward</b>
	5 - Up to 30 Degrees	5 - Up to 30 Degrees	5 - Up to 30 Degrees
	<b>Reverse</b>	<b>Reverse</b>	<b>Reverse</b>
	3 - Up to 18 Degrees	3 - Up to 18 Degrees	3 - Up to 18 Degrees
Tine Material:	High Carbon Spring Steel	High Carbon Spring Steel	High Carbon Spring Steel
Tine Size:	5/16" x 1"	5/16" x 1"	5/16" x 1"
Tine Spacing:	1"	1"	1"
Weight (Approx):	205 lbs	225 lbs	245 lbs

The LLR Rakes are priced as complete units and are shipped fully assembled.

### ORDERING SECTION

CATALOG NUMBER	DESCRIPTION	APPROX SHIPPING WEIGHT (LBS)	LIST PRICE (\$US)
<b>GROUP 1. BASE UNIT - LLR</b>			
LLR60-1CY1	60 Landscape Rake - CAT Yellow	205	\$934
LLR72-1CY1	72" Landscape Rake - CAT Yellow	225	\$1,010
LLR84-1CY1	84" Landscape Rake - CAT Yellow	245	\$1,160
<b>EXTRA EQUIPMENT</b>			
50047898	Gauge Wheel Kit	20	\$330
<b>FREIGHT DISCOUNTS ON PACKS OF 3 (See page 12 for details)</b>			



**1** YEAR MACHINE *Warranty*

**RHINOAG**

# New! CBX

## Compact Box Blade

### STANDARD EQUIPMENT & SPECIFICATIONS

Model	CBX48	CBX60
Overall Height	29 1/2"	29 1/2"
Overall Width	48"	60"
Overall Depth	23 1/2"	23 1/2"
Box Depth	17 11/16"	17 11/16"
Number of Scarifiers	4	5
Number of Plow Bolts	8	10
Weight	240 lbs	280 lbs
Lower Hitch Pin Height	13 5/8"	
Cutting Edge	2 - 3/8" x 6" Bolt on, Reversible, & Replaceable	
Hitch	3 pt CAT 0 & CAT 1 Q.H.	
HP Required	24 - 40	
Side Plates	3/16"	



The CBX Box Blades are priced as complete units and are shipped fully assembled.

### ORDERING SECTION

CATALOG NUMBER	MOUNT TYPE	DESCRIPTION	LIST PRICE (\$US)
<b>CBX48</b>			
CBX48-1OR1	3 PT	Compact 4' Box Blade - Rhino Orange	\$859
CBX48-1GR1	3 PT	Compact 4' Box Blade - JD Green	\$859
CBX48-1OR2	3 PT	Compact 4' Box Blade - Kubota Orange	\$859
CBX48-1RD3	3 PT	Compact 4' Box Blade - MF Red	\$859
CBX48-1BL1	3 PT	Compact 4' Box Blade - NH Blue	\$859
<b>CBX60</b>			
CBX60-1OR1	3 PT	Compact 5' Box Blade - Rhino Orange	\$961
CBX60-1GR1	3 PT	Compact 5' Box Blade - JD Green	\$961
CBX60-1OR2	3 PT	Compact 5' Box Blade - Kubota Orange	\$961
CBX60-1RD3	3 PT	Compact 5' Box Blade - MF Red	\$961
CBX60-1BL1	3 PT	Compact 5' Box Blade - NH Blue	\$961

FREIGHT DISCOUNTS ON PACKS OF 2 (See page 12 for details)

# SBX

## Medium Duty Box Blades

### STANDARD EQUIPMENT & SPECIFICATIONS

Model	SBX48	SBX60	SBX65	SBX72	SBX78	SBX84
Working Width:	48"	60"	65"	72"	78"	84"
Overall Width:	49"	61"	66"	73"	79"	85"
Moldboard Height:	18"	18"	18"	18"	18"	18"
Box Depth:	24"	24"	24"	24"	24"	24"
Overall Depth:	27 1/2"	27 1/2"	27 1/2"	27 1/2"	27 1/2"	27 1/2"
Overall Height:	35 1/4"	35 1/4"	35 1/4"	35 1/4"	35 1/4"	35 1/4"
Cutting Edges:	1/2" x 6"	1/2" x 6"	1/2" x 6"	1/2" x 6"	1/2" x 6"	1/2" x 6"
Scarifier Size:	3/4" x 2 1/2"	3/4" x 2 1/2"	3/4" x 2 1/2"	3/4" x 2 1/2"	3/4" x 2 1/2"	3/4" x 2 1/2"
Number of Scarifiers:	4	5	5	6	6	6
Hitch:	CAT 1 QH	CAT 1 QH	CAT 1 QH	CAT 1 QH	CAT 1 QH	CAT 1 QH
Max Tractor HP (2WD):	50	50	50	50	50	50
Max Tractor HP (FWA):	45	45	45	45	45	45
End Plate Thickness:	3/8"	3/8"	3/8"	3/8"	3/8"	3/8"
Weight (Approx):	430 lbs	490 lbs	510 lbs	550 lbs	580 lbs	610 lbs

SBX Box Blades are priced as complete units and are shipped fully assembled.

### ORDERING SECTION

CATALOG NUMBER	MODEL	DESCRIPTION	APPROX SHIPPING WEIGHT (LBS)	LIST PRICE (\$US)
<b>GROUP 1. BASE UNIT - SBX</b>				
SBX48-1OR1	SBX48	4' Blade, w/ Scarifier Shanks - Rhino Orange	430	\$1,033
SBX48-1GR1		4' Blade, w/ Scarifier Shanks - JD Green	430	\$1,033
SBX48-1OR2		4' Blade, w/ Scarifier Shanks - Kubota Orange	430	\$1,033
SBX48-1RD3		4' Blade, w/ Scarifier Shanks - MF Red	430	\$1,033
SBX48-1BL1		4' Blade, w/ Scarifier Shanks - NH Blue	430	\$1,033
SBX48-1BK1		4' Blade, w/ Scarifier Shanks - Black	430	\$1,033
SBX60-1OR1	SBX60	5' Blade, w/ Scarifier Shanks - Rhino Orange	490	\$1,166
SBX60-1GR1		5' Blade, w/ Scarifier Shanks - JD Green	490	\$1,166
SBX60-1OR2		5' Blade, w/ Scarifier Shanks - Kubota Orange	490	\$1,166
SBX60-1RD3		5' Blade, w/ Scarifier Shanks - MF Red	490	\$1,166
SBX60-1BL1		5' Blade, w/ Scarifier Shanks - NH Blue	490	\$1,166
SBX60-1BK1		5' Blade, w/ Scarifier Shanks - Black	490	\$1,166
SBX65-1OR1	SBX65	5' 5" Blade, w/ Scarifier Shanks - Rhino Orange	510	\$1,234
SBX65-1GR1		5' 5" Blade, w/ Scarifier Shanks - JD Green	510	\$1,234
SBX65-1OR2		5' 5" Blade, w/ Scarifier Shanks - Kubota Orange	510	\$1,234
SBX65-1RD3		5' 5" Blade, w/ Scarifier Shanks - MF Red	510	\$1,234
SBX65-1BL1		5' 5" Blade, w/ Scarifier Shanks - NH Blue	510	\$1,234
SBX65-1BK1		5' 5" Blade, w/ Scarifier Shanks - Black	510	\$1,234

**1 YEAR MACHINE** *Warranty*

**RHINOAG**

SBX Box Blades Continued

ORDERING SECTION				
CATALOG NUMBER	MODEL	DESCRIPTION	APPROX SHIPPING WEIGHT (LBS)	LIST PRICE (\$US)
<b>GROUP 1. BASE UNIT - Continued - SBX</b>				
SBX72-1OR1	SBX72	6' Blade w/ Scarifier Shanks - Rhino Orange	550	\$1,292
SBX72-1GR1		6' Blade w/ Scarifier Shanks - JD Green	550	\$1,292
SBX72-1OR2		6' Blade w/ Scarifier Shanks - Kubota Orange	550	\$1,292
SBX72-1RD3		6' Blade w/ Scarifier Shanks - MF Red	550	\$1,292
SBX72-1BL1		6' Blade w/ Scarifier Shanks - NH Blue	550	\$1,292
SBX72-1BK1		6' Blade w/ Scarifier Shanks - Black	550	\$1,292
SBX78-1OR1	SBX78	6' 6" Blade w/ Scarifier Shanks - Rhino Orange	580	\$1,378
SBX78-1GR1		6' 6" Blade w/ Scarifier Shanks - JD Green	580	\$1,378
SBX78-1OR2		6' 6" Blade w/ Scarifier Shanks - Kubota Orange	580	\$1,378
SBX78-1RD3		6' 6" Blade w/ Scarifier Shanks - MF Red	580	\$1,378
SBX78-1BL1		6' 6" Blade w/ Scarifier Shanks - NH Blue	580	\$1,378
SBX78-1BK1		6' 6" Blade w/ Scarifier Shanks - Black	580	\$1,378
SBX84-1OR1	SBX84	7' Blade w/ Scarifier Shanks - Rhino Orange	610	\$1,484
SBX84-1GR1		7' Blade w/ Scarifier Shanks - JD Green	610	\$1,484
SBX84-1OR2		7' Blade w/ Scarifier Shanks - Kubota Orange	610	\$1,484
SBX84-1RD3		7' Blade w/ Scarifier Shanks - MF Red	610	\$1,484
SBX84-1BL1		7' Blade w/ Scarifier Shanks - NH Blue	610	\$1,484
SBX84-1BK1		7' Blade w/ Scarifier Shanks - Black	610	\$1,484
<b>FREIGHT DISCOUNTS ON PACKS OF 2 (See page 12 for details)</b>				



# MBX

## Heavy-Duty Box Blades

### STANDARD EQUIPMENT & SPECIFICATIONS

Model	MBX60	MBX72	MBX84	MBX96
Overall Width:	61"	73"	85"	97"
Working Width:	60"	72"	84"	96"
Moldboard Height:	18"	18"	18"	18"
Box Depth:	24"	24"	24"	24"
Overall Depth:	27 1/2"	27 1/2"	27 1/2"	27 1/2"
Overall Height:	35 1/4"	35 1/4"	35 1/4"	35 1/4"
Cutting Edges:	1/2" x 6"	1/2" x 6"	1/2" x 6"	1/2" x 6"
Scarifier Size:	3/4" x 2 1/2"	3/4" x 2 1/2"	3/4" x 2 1/2"	3/4" x 2 1/2"
Number of Scarifiers:	5	6	6	6
Hitch:	CAT 1, 2 QH	CAT 1, 2 QH	CAT 1, 2 QH	CAT 1, 2 QH
Max Tractor HP (2WD):	65	65	65	65
Max Tractor HP (FWA):	55	55	55	55
End Plate Thickness:	3/8"	3/8"	3/8"	3/8"
Weight (Approx):	580 lbs	640 lbs	710 lbs	790 lbs

The MBX Box Blades are priced as complete units and are shipped fully assembled.



**1 YEAR MACHINE** *Warranty*

**RHINOAG**

# MBX

## Heavy-Duty Box Blades

### ORDERING SECTION

CATALOG NUMBER	MODEL	DESCRIPTION	APPROX SHIPPING WEIGHT (LBS)	LIST PRICE (\$US)
<b>GROUP 1. BASE UNIT - MBX</b>				
MBX60-1OR1	MBX60	5' HD Blade, w/ Scarifier Shanks - Rhino Orange	580	\$1,393
MBX60-1GR1		5' HD Blade, w/ Scarifier Shanks - JD Green		\$1,393
MBX60-1OR2		5' HD Blade, w/ Scarifier Shanks - Kubota Orange		\$1,393
MBX60-1RD3		5' HD Blade, w/ Scarifier Shanks - MF Red		\$1,393
MBX60-1BL1		5' HD Blade, w/ Scarifier Shanks - NH Blue		\$1,393
MBX60-1CY1		5' HD Blade, w/ Scarifier Shanks - CAT Yellow		\$1,393
MBX72-1OR1	MBX72	6' HD Blade, w/ Scarifier Shanks - Rhino Orange	640	\$1,649
MBX72-1GR1		6' HD Blade, w/ Scarifier Shanks - JD Green		\$1,649
MBX72-1OR2		6' HD Blade, w/ Scarifier Shanks - Kubota Orange		\$1,649
MBX72-1RD3		6' HD Blade, w/ Scarifier Shanks - MF Red		\$1,649
MBX72-1BL1		6' HD Blade, w/ Scarifier Shanks - NH Blue		\$1,649
MBX72-1CY1		6' HD Blade, w/ Scarifier Shanks - CAT Yellow		\$1,649
MBX84-1OR1	MBX84	7' HD Blade, w/ Scarifier Shanks - Rhino Orange	710	\$1,932
MBX84-1GR1		7' HD Blade, w/ Scarifier Shanks - JD Green		\$1,932
MBX84-1OR2		7' HD Blade, w/ Scarifier Shanks - Kubota Orange		\$1,932
MBX84-1RD3		7' HD Blade, w/ Scarifier Shanks - MF Red		\$1,932
MBX84-1BL1		7' HD Blade, w/ Scarifier Shanks - NH Blue		\$1,932
MBX84-1CY1		7' HD Blade, w/ Scarifier Shanks - CAT Yellow		\$1,932
MBX96-1OR1	MBX96	8' HD Blade, w/ Scarifier Shanks - Rhino Orange	790	\$2,171
MBX96-1GR1		8' HD Blade, w/ Scarifier Shanks - JD Green		\$2,171
MBX96-1OR2		8' HD Blade, w/ Scarifier Shanks - Kubota Orange		\$2,171
MBX96-1RD3		8' HD Blade, w/ Scarifier Shanks - MF Red		\$2,171
MBX96-1BL1		8' HD Blade, w/ Scarifier Shanks - NH Blue		\$2,171
MBX96-1CY1		8' HD Blade, w/ Scarifier Shanks - CAT Yellow		\$2,171

**FREIGHT DISCOUNTS ON PACKS OF 2 (See page 12 for details)**



# RO

## Roll-Over Box Blades

### STANDARD EQUIPMENT & SPECIFICATIONS

Model	RO600	RO650	RO720	RO840
Working Width:	60"	65"	72"	84"
Overall Width:	61"	66"	73"	85"
Box Depth:	22 3/4"	22 3/4"	22 3/4"	22 3/4"
Overall Depth:	43"	43"	43"	43"
Overall Height:	34 1/4"	34 1/4"	34 1/4"	34 1/4"
Cutting Edges (2 Ea):	1/2" x 6"	1/2" x 6"	1/2" x 6"	1/2" x 6"
Scarifier Size:	3/4" x 2 1/2"	3/4" x 2 1/2"	3/4" x 2 1/2"	3/4" x 2 1/2"
Number of Scarifiers:	5	6	6	6
Hitch:	CAT 1 QH	CAT 1 QH	CAT 1 QH	CAT 1 QH
Max Tractor HP (2WD - 4WD):	60 - 40	60 - 40	60 - 40	60 - 40
Weight (Approx):	630 lbs	680 lbs	710 lbs	780 lbs

The RO Box Blades are priced as complete units and are shipped fully assembled.

### ORDERING SECTION

CATALOG NUMBER	DESCRIPTION	APPROX SHIPPING WEIGHT (LBS)	LIST PRICE (\$US)
<b>GROUP 1. BASE UNIT- RO</b>			
RO600-1CY1	Roll-Over Box Blade, 60" - CAT Yellow	630	\$2,417
RO650-1CY1	Roll-Over Box Blade, 65" - CAT Yellow	680	\$2,626
RO720-1CY1	Roll-Over Box Blade, 72" - CAT Yellow	710	\$2,806
RO840-1CY1	Roll-Over Box Blade, 84" - CAT Yellow	780	\$3,211



**1 YEAR MACHINE** *Warranty*

**RHINOAG**

# DSP

## Pull-Type Dirt Scrapers



Unit shown with extra equipment.

### STANDARD EQUIPMENT & SPECIFICATIONS

Model	DSP10	DSP12
Tractor HP (Min - Max):	70 - 125	70 - 125
Working Width:	120 3/16"	144 3/16"
Transport Width:	121"	145"
Moldboard Height:	18"	18"
Box Capacity:	2 1/4 CU YDS	2 3/4 CU YDS
Box Depth:	39"	39"
Max Cutting Depth:	5" Below Grade	5" Below Grade
Dump Clearance:	21"	21"
Tilt Axle:	Fixed or Hydraulic	
Max Tilt Depth to the Right:	7 5/8"	8 1/4"
Max Tilt Angle:	3 1/2 Degrees	3 1/2 Degrees
Tongue Construction:	4" x 4" Tube	4" x 4" Tube
End Plate Construction:	3/8" Plate	3/8" Plate
Cutting Edge:	1/2" x 6"	1/2" x 6"
Tires (Quantity 2):	9.5L x 15 8 Ply	9.5L x 15 8 Ply
Weight Box:	Optional	Optional
Weight (Approx):	1,645 lbs	1,700 lbs

DSP Scrapers will require dealer assembly of the tongue, tail wheels, and options.

DSP Pull-Type Dirt Scrapers can be equipped with your choice of a fixed axle or hydraulic tilt axle.

### ORDERING SECTION

CATALOG NUMBER	MODEL	DESCRIPTION	APPROX SHIPPING WEIGHT (LBS)	LIST PRICE (\$US)
<b>GROUP 1. BASE UNIT - DSP</b>				
DSP10-1OR1	DSP10	10' Pull-Type Dirt Scraper - Rhino Orange	1,645	\$3,480
DSP10-1GR1		10' Pull-Type Dirt Scraper - JD Green		\$3,480
DSP10-1OR2		10' Pull-Type Dirt Scraper - Kubota Orange		\$3,480
DSP10-1RD3		10' Pull-Type Dirt Scraper - MF Red		\$3,480
DSP10-1BL1		10' Pull-Type Dirt Scraper - NH Blue		\$3,480
DSP10-1CY1		10' Pull-Type Dirt Scraper - CAT Yellow		\$3,480
DSP12-1OR1	DSP12	12' Pull-Type Dirt Scraper - Rhino Orange	1,700	\$4,013
DSP12-1GR1		12' Pull-Type Dirt Scraper - JD Green		\$4,013
DSP12-1OR2		12' Pull-Type Dirt Scraper - Kubota Orange		\$4,013
DSP12-1RD3		12' Pull-Type Dirt Scraper - MF Red		\$4,013
DSP12-1BL1		12' Pull-Type Dirt Scraper - NH Blue		\$4,013
DSP12-1CY1		12' Pull-Type Dirt Scraper - CAT Yellow		\$4,013
<b>GROUP 2. AXLE TYPE - DSP</b>				
50072337		Fixed Gauge Wheel Bundle		\$1,779
50072336		Hydraulic Tilt Bundle		\$2,263
<b>OPTIONAL EQUIPMENT</b>				
50072350		Weight Box, Bolt On (No weights included)		\$333



1 YEAR MACHINE *Warranty*

# GS60, GS72, GS84, HDGS84, HDGS96 STD & Heavy-Duty Grading Scrapers

## STANDARD EQUIPMENT & SPECIFICATIONS

Model	GS60	GS72	GS84	HDGS84	HDGS96
Hitch:	3 pt CAT 1 & CAT 1 QH			CAT 1 & 2 QH	CAT 1 & 2 QH
Working Width:	60"	72"	84"	84"	96"
Overall Width:	65 3/16"	77 3/16"	89 3/16"	90"	102"
Overall Height:	31 1/2"			34 7/16"	
Overall Length:	49 1/2"			54 7/16"	
Box Height:	13 3/4"			15 7/8"	
Side Panel Thickness:	3/16"			3/16"	
Front Beam Size:	4" x 4" x 5/16" Wall			4" x 4" x 3/8" Wall	
Rear Beam Size:	2 1/2" x 2 1/2" x 3/16" Wall			4" x 4" x 1/4" Wall	
Skid Shoes:	3/8" x 2 1/2" x 46 3/4" Long			1/2" x 2 1/2" x 52" Long	
Scarifier Shanks:	3 Position w/ dimpled-on hardened tips			3/4" x 2 1/2" x 19 1/8" 4 holes, heat treated plow point	
Number of Shanks:	4	6	6	6	8
Cutting Edge:	1/2" x 6" bolt-on, replaceable, reversible heat treated blades			1/2" x 6" Bolt-on, replaceable & reversible heat treated blades	
Cutting Edge Angle:	6 Degrees			6 Degrees	
Cutting Edge Spacing:	20 3/16"			20 5/16"	
Tractor Min HP:	50 - 2WD / 40 - FWA			90 - 2WD / 72 - 4WD	
Weight (Approx):	500 lbs	571 lbs	642 lbs	750 lbs	828 lbs

The Machines noted below are complete machines.  
Rhino Grading Scrapers come in Rhino Orange color.



## ORDERING SECTION

CATALOG NUMBER	MODEL	DESCRIPTION	APPROX SHIPPING WEIGHT (LBS)	LIST PRICE (\$US)
<b>GROUP 1. BASE UNIT - STANDARD DUTY GRADER SCRAPER</b>				
GS601000	GS60	5' Blade, w/ Scarifier Shanks	500	\$1,656
GS721000	GS72	6' Blade, w/ Scarifier Shanks	571	\$1,797
GS841000	GS84	7' Blade, w/ Scarifier Shanks	642	\$1,930

## ORDERING SECTION

CATALOG NUMBER	MODEL	DESCRIPTION	APPROX SHIPPING WEIGHT (LBS)	LIST PRICE (\$US)
<b>GROUP 1. BASE UNIT- HEAVY-DUTY GRADER SCRAPER</b>				
HDGS8400	HDGS84	7' Blade, w/ Scarifier Shanks- Heavy-Duty	750	\$2,402
HDGS9600	HDGS96	8' Blade, w/ Scarifier Shanks- Heavy-Duty	828	\$2,788

FREIGHT DISCOUNTS ON PACKS OF 2 (See page 12 for details)

1 YEAR MACHINE *Warranty*

**RHINOAG**

# AP PLOW

## All Purpose Plow



STANDARD EQUIPMENT & SPECIFICATIONS						
Model	AP48-3	AP60-5	AP66-5	AP66-7	AP85-7	AP85-9
Working Width:	44"	56"	62"	62"	80"	80"
Overall Width:	49 5/8"	61 5/8"	67 5/8"	67 5/8"	85 5/8"	85 5/8"
Depth:	39 3/4"					
Height:	40 3/8"					
Weight (Approx):	206 lbs	228 lbs	284 lbs	367 lbs	386 lbs	455 lbs
Type of Shanks:	Spring Loaded Auto Reset Shanks					
Number of Shanks:	3	5	5	7	7	9
Angle Iron Size:	2 1/2" x 2 1/2" x 3/8" Steel Frame					
Hole Spacing:	Easily Adjustable - 1" Hole Spacing					
Hitch:	3 pt CAT 1 & CAT 1 QH					
Points:	5/16" x 2" x 10 1/8" High Carbon Reversible					
Min PTO HP:	24	35	35	49	49	55
<b>The AP Plows are priced as complete units and are shipped fully assembled.</b>						

### ORDERING SECTION

CATALOG NUMBER	DESCRIPTION	APPROX SHIPPING WEIGHT (LBS)	LIST PRICE (\$US)
<b>GROUP 1. BASE UNIT - AP PLOW</b>			
APP483-OR1	All Purpose Plow, 48", 3-Shanks	206	\$798
APP605-OR1	All Purpose Plow, 60", 5-Shanks	228	\$1,137
APP665-OR1	All Purpose Plow, 66", 5-Shanks	284	\$1,254
APP667-OR1	All Purpose Plow, 66", 7-Shanks	367	\$1,468
APP857-OR1	All Purpose Plow, 85", 7-Shanks	386	\$1,521
APP859-OR1	All Purpose Plow, 85", 9-Shanks	455	\$1,749

FREIGHT DISCOUNTS ON PACKS OF 2 (See page 12 for details)

Spring Loaded Auto Reset Shanks With High Carbon Reversible Points



# SUBSOILER HEAVY-DUTY

## 1 Shank



### STANDARD EQUIPMENT & SPECIFICATIONS

Model	SSHD1S	SSHD1L
Description:	Subsoiler Heavy-Duty 1 Shank-Short	Subsoiler Heavy-Duty 1 Shank-Long
Hitch:	3 pt CAT 1, CAT 2 & CAT 1, CAT 2 QH	
Shear Bolt Protection:	3/4" x 4" Grade 2	
Overall Width:	41"	
Overall Height:	39 1/2"	43 1/2"
Horse Power:	Approximately 35 Per Shank - Up to 85	
Weight (Approx):	261 lbs	276 lbs
Shank Size:	1 1/4" x 9 7/16" x 22 1/8"	1 1/4" x 9 7/16" x 26 1/8"
Number of Shanks:	1	
Cutting Point:	1" x 2 1/2" x 9 3/8"	
Max Cutting Depth:	19 1/8"	23 1/8"

The Heavy-Duty Subsoilers with one Shank are priced as complete units and are shipped fully assembled.

### ORDERING SECTION

CATALOG NUMBER	MODEL	DESCRIPTION	APPROX SHIPPING WEIGHT (LBS)	LIST PRICE (\$US)
<b>GROUP 1. BASE UNIT - SSHD1S, SSHD1L</b>				
HDSS1S-OR1	SSHD1S	HD Subsoiler, 1 Short Shank - Rhino Orange	261	\$1,249
HDSS1S-GR1		HD Subsoiler, 1 Short Shank - JD Green	261	\$1,249
HDSS1S-OR2		HD Subsoiler, 1 Short Shank - Kubota Orange	261	\$1,249
HDSS1S-RD3		HD Subsoiler, 1 Short Shank - MF Red	261	\$1,249
HDSS1S-BL1		HD Subsoiler, 1 Short Shank - NH Blue	261	\$1,249
HDSS1S-CY1		HD Subsoiler, 1 Short Shank - CAT Yellow	261	\$1,249
HDSS1L-OR1	SSDH1L	HD Subsoiler, 1 Long Shank - Rhino Orange	276	\$1,274
HDSS1L-GR1		HD Subsoiler, 1 Long Shank - JD Green	276	\$1,274
HDSS1L-OR2		HD Subsoiler, 1 Long Shank - Kubota Orange	276	\$1,274
HDSS1L-RD3		HD Subsoiler, 1 Long Shank - MF Red	276	\$1,274
HDSS1L-BL1		HD Subsoiler, 1 Long Shank - NH Blue	276	\$1,274
HDSS1L-CY1		HD Subsoiler, 1 Long Shank - CAT Yellow	276	\$1,274

**FREIGHT DISCOUNTS ON PACKS OF 6 (See page 12 for details)**

**1 YEAR MACHINE** *Warranty*

**RHINOAG**

# SUBSOILER HEAVY-DUTY 2 Shanks

## STANDARD EQUIPMENT & SPECIFICATIONS

Model	SSHD2S	SSHD2L
Description:	Subsoiler Heavy-Duty 2 Shank-Short	Subsoiler Heavy-Duty 2 Shank-Long
Hitch:	3 pt CAT 1, CAT 2 & CAT 1, CAT 2 QH	
Shear Bolt Protection:	3/4" x 4" Grade 2	
Overall Width:	49"	
Overall Height:	39 1/2"	43 1/2"
Horse Power:	Approx 35 Per Shank - Up to 85	
Weight (Approx):	420 lbs	450 lbs
Shank Size:	1 1/4" x 9 7/16" x 22 1/8"	1 1/4" x 9 7/16" x 26 1/8"
Number of Shanks:	2	
Cutting Point:	1" x 2 1/2" x 9 3/8"	
Max Cutting Depth:	19 1/8"	23 1/8"



The Heavy-Duty Subsoilers with two Shanks are priced as complete machines and are shipped fully assembled.

## ORDERING SECTION

CATALOG NUMBER	MODEL	DESCRIPTION	APPROX SHIPPING WEIGHT (LBS)	LIST PRICE (\$US)
<b>GROUP 1. BASE UNIT - SSHD2S, SSHD2L</b>				
HDSS2S-OR1	SSHD2S	HD Subsoiler, 2 Short Shanks - Rhino Orange	420	\$2,377
HDSS2S-GR1		HD Subsoiler, 2 Short Shanks - JD Green	420	\$2,377
HDSS2S-OR2		HD Subsoiler, 2 Short Shanks - Kubota Orange	420	\$2,377
HDSS2S-RD3		HD Subsoiler, 2 Short Shanks - MF Red	420	\$2,377
HDSS2S-BL1		HD Subsoiler, 2 Short Shanks - NH Blue	420	\$2,377
HDSS2S-CY1		HD Subsoiler, 2 Short Shanks - CAT Yellow	420	\$2,377
HDSS2L-OR1	SSHD2L	HD Subsoiler, 2 Long Shanks - Rhino Orange	450	\$2,402
HDSS2L-GR1		HD Subsoiler, 2 Long Shanks - JD Green	450	\$2,402
HDSS2L-OR2		HD Subsoiler, 2 Long Shanks - Kubota Orange	450	\$2,402
HDSS2L-RD3		HD Subsoiler, 2 Long Shanks - MF Red	450	\$2,402
HDSS2L-BL1		HD Subsoiler, 2 Long Shanks - NH Blue	450	\$2,402
HDSS2L-CY1		HD Subsoiler, 2 Long Shanks - CAT Yellow	450	\$2,402

FREIGHT DISCOUNTS ON PACKS OF 6 (See page 12 for details)

# SUBSOILER

## STANDARD DUTY



### STANDARD EQUIPMENT & SPECIFICATIONS

Model	SS1
Overall Width:	32 3/8"
Overall Height:	50"
Hitch:	3 pt CAT 1 & CAT 1 QH
Horse Power:	25 - 45
Weight (Approx):	113 lbs
Shank Size:	3/4" x 6"
Number of Shanks:	1
Cutting Point:	1/2" x 2 1/2" x 12"
Max Cutting Depth:	25 5/8"

The Standard Duty Subsoilers are priced as complete machines and are shipped fully assembled.

### ORDERING SECTION

CATALOG NUMBER	DESCRIPTION	APPROX SHIPPING WEIGHT (LBS)	LIST PRICE (\$US)
<b>GROUP 1. BASE UNIT - SD SUBSOILER</b>			
SS1-1OR1	SD Subsoiler, 1 Shank - Rhino Orange	113	\$423
SS1-1GR1	SD Subsoiler, 1 Shank - JD Green	113	\$423
SS1-1OR2	SD Subsoiler, 1 Shank - Kubota Orange	113	\$423
SS1-1RD3	SD Subsoiler, 1 Shank - MF Red	113	\$423
SS1-1BL1	SD Subsoiler, 1 Shank - NH Blue	113	\$423
SS1-1CY1	SD Subsoiler, 1 Shank - CAT Yellow	113	\$423
<b>FREIGHT DISCOUNTS ON PACKS OF 6 (See page 12 for details)</b>			

**1 YEAR MACHINE** *Warranty*

**RHINOAG**

# LAY OFF PLOW

## Light Duty

### STANDARD EQUIPMENT & SPECIFICATIONS

Model	LP
Overall Width:	32 3/8"
Overall Height:	38"
Hitch:	3 pt CAT 1 & CAT 1 QH
Horse Power:	25 - 45
Weight (Approx):	75 lbs
Shank Size:	3/4" x 4"
Number of Shanks:	1
Cutting Point:	16" x 4.75mm

The Lay Off Plows are priced as complete machines and are shipped fully assembled.



### ORDERING SECTION

CATALOG NUMBER	DESCRIPTION	APPROX SHIPPING WEIGHT (LBS)	LIST PRICE (\$US)
<b>GROUP 1. BASE UNIT - LAY OFF PLOW</b>			
LP-1OR1	Lay Off Plow, Light-Duty - Rhino Orange	75	\$245
LP-1GR1	Lay Off Plow, Light-Duty - JD Green	75	\$245
LP-1OR2	Lay Off Plow, Light-Duty - Kubota Orange	75	\$245
LP-1RD3	Lay Off Plow, Light-Duty - MF Red	75	\$245
LP-1BL1	Lay Off Plow, Light-Duty - NH Blue	75	\$245
LP-1CY1	Lay Off Plow, Light-Duty - CAT Yellow	75	\$245

FREIGHT DISCOUNTS ON PACKS OF 6 (See page 12 for details)



# ONE ROW CULTIVATOR



## STANDARD EQUIPMENT & SPECIFICATIONS

Model	1RCV
Width:	58"
Length:	40"
Height:	41 3/16"
Hitch:	3 pt CAT 1 & CAT 1 QH
Horse Power:	25 - 45
Weight (Approx):	171 lbs
Number of Shanks:	6
Shank Size:	3/8" x 1 3/4"
Row Widths:	Adjustable
Point Dimensions:	1.25" x 8" Reversible Curved Points
Cutting Point:	1/4" x 2 1/2" x 11"

The One Row Cultivators are priced as complete machines and are shipped fully assembled.

## ORDERING SECTION

CATALOG NUMBER	DESCRIPTION	APPROX SHIPPING WEIGHT (LBS)	LIST PRICE (\$US)
<b>GROUP 1. BASE UNIT - 1RCV</b>			
1RCV-1OR1	One Row Cultivator, Light-Duty - Rhino Orange	171	\$564
1RCV-1GR1	One Row Cultivator, Light-Duty - JD Green	171	\$564
1RCV-1OR2	One Row Cultivator, Light-Duty - Kubota Orange	171	\$564
1RCV-1RD3	One Row Cultivator, Light-Duty - MF Red	171	\$564
1RCV-1BL1	One Row Cultivator, Light-Duty - NH Blue	171	\$564
1RCV-1CY1	One Row Cultivator, Light-Duty - CAT Yellow	171	\$564
<b>EXTRA EQUIPMENT</b>			
50072481	Kit, Middle Tine	21	\$108
<b>FREIGHT DISCOUNTS ON PACKS OF 2 (See page 12 for details)</b>			

**1** YEAR MACHINE *Warranty*

**RHINOAG**

# 1D, 2D, 3D

## Lift-Type

### Compact Disk Harrows

#### STANDARD EQUIPMENT & SPECIFICATIONS

Model Number	1D60		1D78		2D78		2D96		3D96		3D118	
Hitch:	3 pt CAT 1 & CAT 1 QH				3 pt CAT 1 & CAT 1 QH				3 pt CAT 1, CAT 2 & CAT 1, CAT 2 QH			
Working Width:	60"		78"		78"		96"		96"		118"	
Recommended HP:	35				65				95			
Disc Size:	16"	18"	16"	18"	18"	20"	18"	20"	20"	22"	20"	22"
Number of Disc Blades:												
7.5" Frt & Rear	16		24		20		24		24		28	
9" Frt & Rear	12		20		16		20		20		24	
9" Frt, 7.5" Rear	14		18		18		22		22		26	
Weight (lbs):												
7.5" Frt & Rear	483	530	672	720	700	770	912	984	1186	1311	1344	1484
9" Frt & Rear	384	420	640	700	672	740	740	815	1152	1275	1246	1381
9" Frt, 7.5" Rear	490	525	535	580	695	766	858	902	1173	1299	1356	1485
Weight per Disk:												
7.5" Frt & Rear	30	33	28	30	35	39	38	41	49	55	48	53
9" Frt & Rear	32	35	32	35	42	46	37	41	58	64	52	62
9" Frt, 7.5" Rear	35	38	30	32	39	43	39	41	53	59	52	57
Bearing Hanger:	3/8" x 6" Plate, w/ Dual 1/2" U-Bolts				3/8" x 6" Plate, w/ Dual 5/8" U-Bolts				1/2" x 7" Plate, w/ Dual 5/8" U-Bolts			
Ball Bearing Type:	Self-Aligning, Sealed				Self-Aligning, Sealed				Self-Aligning, Sealed			
Disc Gang Angles:	Frt & Rear: 0, 7, 14, 21 Degrees				Frt & Rear: 0, 7, 14, 21 Degrees				Frt & Rear: 0, 7, 14, 21 Degrees			
Frame Tubes:	2" Square				2 1/2" Square				3" Square			
Gang Tube:	3" x 1 1/2"				3" x 2"				4" x 3"			
Gang Axle:	1" Square High Carbon Steel				1" Square High Carbon Steel				1 1/8" Square High Carbon Steel			

Units are shipped fully assembled.  
Extra equipment will require dealer assembly.

# 1D60

1D Lift-Type Compact Disk Harrow Continued

## ORDERING SECTION

To order complete machine, order one item each from groups 1 - 2.  
Order extra equipment as needed.

CATALOG NUMBER	MODEL	DESCRIPTION	LIST PRICE (\$US)
<b>GROUP 1. BASE UNIT - 1D60</b>			
1D60-1OR1	1D60	Disk Harrow, Lift-Type, 1D Series, 60" - Rhino Orange	\$431
1D60-1GR1		Disk Harrow, Lift-Type, 1D Series, 60" - JD Green	\$431
1D60-1OR2		Disk Harrow, Lift-Type, 1D Series, 60" - Kubota Orange	\$431
1D60-1RD3		Disk Harrow, Lift-Type, 1D Series, 60" - MF Red	\$431
1D60-1BL1		Disk Harrow, Lift-Type, 1D Series, 60" - NH Blue	\$431
1D60-1CY1		Disk Harrow, Lift-Type, 1D Series, 60" - CAT Yellow	\$431
<b>GROUP 2. DISK GANGS - 1D60</b>			
50072592	1D60	16" Disk Gang, 7.5" Front & Rear Spacing	\$1,386
50072593		16" Disk Gang, 9" Front & Rear Spacing	\$1,290
50072594		16" Disk Gang, 9" Front, 7.5" Rear Spacing	\$1,348
50072595		18" Disk Gang, 7.5" Front & Rear Spacing	\$1,455
50072596		18" Disk Gang, 9" Front & Rear Spacing	\$1,341
50072597		18" Disk Gang, 9" Front, 7.5" Rear Spacing	\$1,405
<b>EXTRA EQUIPMENT</b>			
50073441	1D60	Scraper Kit, 7.5" Front & Rear Spacing	\$505
50073442		Scraper Kit, 9" Front & Rear Spacing	\$399
50069898		Scraper Kit, 9" Front & 7.5" Rear Spacing	\$476
<b>FREIGHT DISCOUNTS ON PACKS OF 2 (See page 12 for details)</b>			

Unit shown with extra equipment.



**1** YEAR MACHINE *Warranty*

# RHINOAG

# 1D78

1D Lift-Type Compact Disk Harrow Continued

## ORDERING SECTION

To order complete machine, order one item each from groups 1 - 2.  
Order extra equipment as needed.

CATALOG NUMBER	MODEL	DESCRIPTION	LIST PRICE (\$US)
<b>GROUP 1. BASE UNIT - 1D78</b>			
1D78-1OR1	1D78	Disk Harrow, Lift-Type, 1D Series, 78" - Rhino Orange	\$431
1D78-1GR1		Disk Harrow, Lift-Type, 1D Series, 78" - JD Green	\$431
1D78-1OR2		Disk Harrow, Lift-Type, 1D Series, 78" - Kubota Orange	\$431
1D78-1RD3		Disk Harrow, Lift-Type, 1D Series, 78" - MF Red	\$431
1D78-1BL1		Disk Harrow, Lift-Type, 1D Series, 78" - NH Blue	\$431
1D78-1CY1		Disk Harrow, Lift-Type, 1D Series, 78" - CAT Yellow	\$431
<b>GROUP 2. DISK GANGS - 1D78</b>			
50072598	1D78	16" Disk Gang, 7.5" Front & Rear Spacing	\$1,506
50072599		16" Disk Gang, 9" Front & Rear Spacing	\$1,434
50072600		16" Disk Gang, 9" Front & 7.5" Rear Spacing	\$1,474
50072601		18" Disk Gang, 7.5" Front & Rear Spacing	\$1,605
50072602		18" Disk Gang, 9" Front & Rear Spacing	\$1,513
50072603		18" Disk Gang, 9" Front & 7.5" Rear Spacing	\$1,556
<b>EXTRA EQUIPMENT</b>			
50073443	1D78	Scraper Kit, 7.5" Front & Rear Spacing	\$588
50073444		Scraper Kit, 9" Front & Rear Spacing	\$544
50070558		Scraper Kit, 9" Front & 7.5" Rear Spacing	\$573

**FREIGHT DISCOUNTS ON PACKS OF 2 (See page 12 for details)**

Handle for Easy Disk Adjustment.



## 2D Lift-Type Compact Disk Harrow

## 2D78

## ORDERING SECTION

To order complete machine, order one item each from groups 1 - 2.  
Order extra equipment as needed.

CATALOG NUMBER	MODEL	DESCRIPTION	LIST PRICE (\$US)
<b>GROUP 1. BASE UNIT - 2D78</b>			
2D78-1OR1	2D78	Disk Harrow, Lift-Type, 2D Series, 78" - Rhino Orange	\$714
2D78-1GR1		Disk Harrow, Lift-Type, 2D Series, 78" - JD Green	\$714
2D78-1OR2		Disk Harrow, Lift-Type, 2D Series, 78" - Kubota Orange	\$714
2D78-1RD3		Disk Harrow, Lift-Type, 2D Series, 78" - MF Red	\$714
2D78-1BL1		Disk Harrow, Lift-Type, 2D Series, 78" - NH Blue	\$714
2D78-1CY1		Disk Harrow, Lift-Type, 2D Series, 78" - CAT Yellow	\$714
<b>GROUP 2. DISK GANGS - 2D78</b>			
50072738	2D78	18" Disk Gang, 7.5" Front & Rear Spacing	\$1,790
50072739		18" Disk Gang, 9" Front & Rear Spacing	\$1,652
50072740		18" Disk Gang, 9" Front & 7.5" Rear Spacing	\$1,666
50072741		20" Disk Gang, 7.5" Front & Rear Spacing	\$2,032
50072742		20" Disk Gang, 9" Front & Rear Spacing	\$1,861
50072743		20" Disk Gang, 9" Front & 7.5" Rear Spacing	\$1,886
<b>EXTRA EQUIPMENT</b>			
50073445	2D78	Scraper Kit, 7.5" Front & Rear Spacing	\$642
50073446		Scraper Kit, 9" Front & Rear Spacing	\$579
50069897		Scraper Kit, 9" Front & 7.5" Rear Spacing	\$630
<b>FREIGHT DISCOUNTS ON PACKS OF 2 (See page 12 for details)</b>			

Unit shown with extra equipment.



**1 YEAR MACHINE** *Warranty*

**RHINOAG**

# 2D96

2D Lift-Type Compact Disk Harrow Continued

## ORDERING SECTION

To order complete machine, order one item each from groups 1 - 2.  
Order extra equipment as needed.

CATALOG NUMBER	MODEL	DESCRIPTION	LIST PRICE (\$US)
<b>GROUP 1. BASE UNIT - 2D96</b>			
2D96-1OR1	2D96	Disk Harrow, Lift-Type, 2D Series, 96" - Rhino Orange	\$714
2D96-1GR1		Disk Harrow, Lift-Type, 2D Series, 96" - JD Green	\$714
2D96-1OR2		Disk Harrow, Lift-Type, 2D Series, 96" - Kubota Orange	\$714
2D96-1RD3		Disk Harrow, Lift-Type, 2D Series, 96" - MF Red	\$714
2D96-1BL1		Disk Harrow, Lift-Type, 2D Series, 96" - NH Blue	\$714
2D96-1CY1		Disk Harrow, Lift-Type, 2D Series, 96" - CAT Yellow	\$714
<b>GROUP 2. DISK GANGS - 2D96</b>			
50072744	2D96	18" Disk Gang, 7.5" Front & Rear Spacing	\$2,150
50072745		18" Disk Gang, 9" Front & Rear Spacing	\$2,037
50072746		18" Disk Gang, 9" Front & 7.5" Rear Spacing	\$2,070
50072747		20" Disk Gang, 7.5" Front & Rear Spacing	\$2,539
50072748		20" Disk Gang, 9" Front & Rear Spacing	\$2,317
50072749		20" Disk Gang, 9" Front & 7.5" Rear Spacing	\$2,330
<b>EXTRA EQUIPMENT</b>			
50073447	2D96	Scraper Kit, 7.5" Front & Rear Spacing	\$738
50073448		Scraper Kit, 9" Front & Rear Spacing	\$668
50070559		Scraper Kit, 9" Front & 7.5" Rear Spacing	\$726
<b>FREIGHT DISCOUNTS ON PACKS OF 2 (See page 12 for details)</b>			

Unit shown with extra equipment.



## 3D Lift-Type Compact Disk Harrow

## 3D96

## ORDERING SECTION

To order complete machine, order one item each from groups 1 - 2.  
Order extra equipment as needed.

CATALOG NUMBER	MODEL	DESCRIPTION	LIST PRICE (\$US)
<b>GROUP 1. BASE UNIT - 3D96</b>			
3D96-1OR1	3D96	Disk Harrow, Lift-Type, 3D Series, 96" - Rhino Orange	\$1,287
3D96-1GR1		Disk Harrow, Lift-Type, 3D Series, 96" - JD Green	\$1,287
3D96-1OR2		Disk Harrow, Lift-Type, 3D Series, 96" - Kubota Orange	\$1,287
3D96-1RD3		Disk Harrow, Lift-Type, 3D Series, 96" - MF Red	\$1,287
3D96-1BL1		Disk Harrow, Lift-Type, 3D Series, 96" - NH Blue	\$1,287
3D96-1CY1		Disk Harrow, Lift-Type, 3D Series, 96" - CAT Yellow	\$1,287
<b>GROUP 2. DISK GANGS - 3D96</b>			
50072750	3D96	20" Disk Gang, 7.5" Front & Rear Spacing	\$3,442
50072751		20" Disk Gang, 9" Front & Rear Spacing	\$3,394
50072752		20" Disk Gang, 9" Front & 7.5" Rear Spacing	\$3,333
50072753		22" Disk Gang, 7.5" Front & Rear Spacing	\$3,821
50072754		22" Disk Gang, 9" Front & Rear Spacing	\$3,575
50072755		22" Disk Gang, 9" Front & 7.5" Rear Spacing	\$3,671
<b>EXTRA EQUIPMENT</b>			
50073447	3D96	Scraper Kit, 7.5" Front & Rear Spacing	\$738
50073448		Scraper Kit, 9" Front & Rear Spacing	\$668
50070559		Scraper Kit, 9" Front & 7.5" Rear Spacing	\$726
<b>FREIGHT DISCOUNTS ON PACKS OF 2 (See page 12 for details)</b>			

Unit shown with extra equipment.



**1 YEAR MACHINE** *Warranty*

**RHINOAG**

**3D118**

3D Lift-Type Compact Disk Harrow Continued

**ORDERING SECTION**

To order complete machine, order one item each from groups 1 - 2.  
Order extra equipment as needed.

CATALOG NUMBER	MODEL	DESCRIPTION	LIST PRICE (\$US)
<b>GROUP 1. BASE UNIT - 3D118</b>			
3D118-1OR1	3D118	Disk Harrow, Lift-Type, 3D Series, 118" - Rhino Orange	\$1,287
3D118-1GR1		Disk Harrow, Lift-Type, 3D Series, 118" - JD Green	\$1,287
3D118-1OR2		Disk Harrow, Lift-Type, 3D Series, 118" - Kubota Orange	\$1,287
3D118-1RD3		Disk Harrow, Lift-Type, 3D Series, 118" - MF Red	\$1,287
3D118-1BL1		Disk Harrow, Lift-Type, 3D Series, 118" - NH Blue	\$1,287
3D118-1CY1		Disk Harrow, Lift-Type, 3D Series, 118" - CAT Yellow	\$1,287
<b>GROUP 2. DISK GANGS - 3D118</b>			
50072756	3D118	20" Disk Gang, 7.5" Front & Rear Spacing	\$3,960
50072757		20" Disk Gang, 9" Front & Rear Spacing	\$3,787
50072758		20" Disk Gang, 9" Front & 7.5" Rear Spacing	\$3,859
50072759		22" Disk Gang, 7.5" Front & Rear Spacing	\$4,404
50072760		22" Disk Gang, 9" Front & Rear Spacing	\$4,195
50072761		22" Disk Gang, 9" Front & 7.5" Rear Spacing	\$4,270
<b>EXTRA EQUIPMENT</b>			
50073449	3D118	Scraper Kit, 7.5" Front & Rear Spacing	\$781
50073450		Scraper Kit, 9" Front & Rear Spacing	\$721
50069896		Scraper Kit, 9" Front & 7.5" Rear Spacing	\$773

**FREIGHT DISCOUNTS ON PACKS OF 2 (See page 12 for details)**





# DHP

## Pull-Type Compact Disk Harrows

### STANDARD EQUIPMENT & SPECIFICATIONS

Model	DHP8	DHP10	DHP12
Tractor Drawbar HP:	40 - 65	45 - 100	55 - 100
Hitch Type:	Pull-Type w/ Clevis and Hole for 1 1/4" Pin		
Approx Transport Width:	8' 10"	10' 10"	12' 4"
Max Cultivation Width:	8' 6"	10' 6"	12'
Main Frame Width:	60"	93.5"	93.5"
Weight (Approx) Per Disc:	95 - 114 lbs	84 - 98 lbs	78 - 90 lbs
Disc Blade Size & Type:	20" or 22" Notched		
Disc Spacing:	7.5", 9", or Combination		
Disc Bearing Type:	Greaseable Triple Lip Sealed Ball Bearing		
Number of Bearings:	8	12	12
Forward Gang Angle Adjustment:	15, 16.5, 18, 19.5, 21 Degrees		
Rear Gang Angle Adjustment:	12, 13.5, 15, 16.5, 18		
Hitch Frame Construction:	4" x 4" x 1/4" Tubing		
Slide Frame Construction:	4" x 3" x 1/4" Tubing		
Gang Arm Construction:	4" x 3" x 1/4" Tubing		
Gang Axles:	1 1/8" Square High Carbon Steel		
Front to Rear Leveling System:	Manual Crank Adjustment		
Depth Control:	Cylinder Stroke Control Spacers		
Hydraulic Cylinder:	3 1/2" x 8" ASABE		
Transport Tires & Wheels:	(2) - 9.5L x 15 w/ 5 - Bolt Wheels		
Parking Jack:	Standard		
Options:	Disk Scrapers, Dual Wheel Transport Kit		
<b>Units are shipped in three crates for dealer assembly.</b>			

**1 YEAR MACHINE** *Warranty*


**RHINOAG**

DHP8 Pull-Type Compact Disk Harrow Continued

**ORDERING SECTION**

To order complete machine, order one item each from groups 1 - 2.  
Order extra equipment as needed.

CATALOG NUMBER	MODEL	DESCRIPTION	LIST PRICE (\$US)
<b>GROUP 1. BASE UNIT - DHP8</b>			
DHP8-1OR1	DHP8	Disk Harrow, Pull-Type, 8' - Rhino Orange	\$5,933
DHP8-1GR1		Disk Harrow, Pull-Type, 8' - JD Green	\$5,933
DHP8-1OR2		Disk Harrow, Pull-Type, 8' - Kubota Orange	\$5,933
DHP8-1RD3		Disk Harrow, Pull-Type, 8' - MF Red	\$5,933
DHP8-1BL1		Disk Harrow, Pull-Type, 8' - NH Blue	\$5,933
DHP8-1CY1		Disk Harrow, Pull-Type, 8' - CAT Yellow	\$5,933
<b>GROUP 2. DISK GANGS - DHP8</b>			
50072135	DHP8	20" Disk Gang Asy, 7.5" Front & Rear Spacing	\$4,313
50072136		20" Disk Gang Asy, 9" Front & Rear Spacing	\$4,125
50072137		20" Disk Gang Asy, 9" Front & 7.5" Rear Spacing	\$4,188
50072138		22" Disk Gang Asy, 7.5" Front & Rear Spacing	\$4,561
50072139		22" Disk Gang Asy, 9" Front & Rear Spacing	\$4,372
50072140		22" Disk Gang Asy, 9" Front & 7.5" Rear Spacing	\$4,462
<b>EXTRA EQUIPMENT</b>			
50072310	DHP8	Scraper Kit, 7.5" Front & Rear Spacing	\$1,105
50072311		Scraper Kit, 9" Front & Rear Spacing	\$924
50072312		Scraper Kit, 9" Front & 7.5" Rear Spacing	\$983
50072233		Dual Wheel Transport Kit	\$852



## DHP10 Pull-Type Compact Disk Harrow

## ORDERING SECTION

To order complete machine, order one item each from groups 1 - 2.  
Order extra equipment as needed.

CATALOG NUMBER	MODEL	DESCRIPTION	LIST PRICE (\$US)
<b>GROUP 1. BASE UNIT - DHP10</b>			
DHP10-1OR1	DHP10	Disk Harrow, Pull-Type, 10' - Rhino Orange	\$5,997
DHP10-1GR1		Disk Harrow, Pull-Type, 10' - JD Green	\$5,997
DHP10-1OR2		Disk Harrow, Pull-Type, 10' - Kubota Orange	\$5,997
DHP10-1RD3		Disk Harrow, Pull-Type, 10' - MF Red	\$5,997
DHP10-1BL1		Disk Harrow, Pull-Type, 10' - NH Blue	\$5,997
DHP10-1CY1		Disk Harrow, Pull-Type, 10' - CAT Yellow	\$5,997
<b>GROUP 2. DISK GANGS - DHP10</b>			
50072141	DHP10	20" Disk Gang Asy, 7.5" Front & Rear Spacing	\$5,201
50072142		20" Disk Gang Asy, 9" Front & Rear Spacing	\$4,947
50072143		20" Disk Gang Asy, 9" Front & 7.5" Rear Spacing	\$5,124
50072144		22" Disk Gang Asy, 7.5" Front & Rear Spacing	\$5,499
50072145		22" Disk Gang Asy, 9" Front & Rear Spacing	\$5,248
50072146		22" Disk Gang Asy, 9" Front & 7.5" Rear Spacing	\$5,373
<b>EXTRA EQUIPMENT</b>			
50072313	DHP10	Scraper Kit, 7.5" Front & Rear Spacing	\$1,387
50072314		Scraper Kit, 9" Front & Rear Spacing	\$1,337
50072315		Scraper Kit, 9" Front & 7.5" Rear Spacing	\$1,288
50072233		Dual Wheel Transport Kit	\$852



Unit shown with extra equipment.

**1 YEAR MACHINE** *Warranty*

**RHINOAG**

## DHP12 Pull-Type Compact Disk Harrow

## ORDERING SECTION

To order complete machine, order one item each from groups 1 - 2.  
Order extra equipment as needed.

CATALOG NUMBER	MODEL	DESCRIPTION	LIST PRICE (\$US)
<b>GROUP 1. BASE UNIT - DHP12</b>			
DHP12-1OR1	DHP12	Disk Harrow, Pull-Type, 12' - Rhino Orange	\$5,997
DHP12-1GR1		Disk Harrow, Pull-Type, 12' - JD Green	\$5,997
DHP12-1OR2		Disk Harrow, Pull-Type, 12' - Kubota Orange	\$5,997
DHP12-1RD3		Disk Harrow, Pull-Type, 12' - MF Red	\$5,997
DHP12-1BL1		Disk Harrow, Pull-Type, 12' - NH Blue	\$5,997
DHP12-1CY1		Disk Harrow, Pull-Type, 12' - CAT Yellow	\$5,997
<b>GROUP 2. DISK GANGS - DHP12</b>			
50072147	DHP12	20" Disk Gang Asy, 7.5" Front & Rear Spacing	\$6,997
50072148		20" Disk Gang Asy, 9" Front & Rear Spacing	\$6,746
50072149		20" Disk Gang Asy, 9" Front & 7.5" Rear Spacing	\$6,873
50072230		22" Disk Gang Asy, 7.5" Front & Rear Spacing	\$7,435
50072231		22" Disk Gang Asy, 9" Front & Rear Spacing	\$7,208
50072232		22" Disk Gang Asy, 9" Front & 7.5" Rear Spacing	\$7,307
<b>EXTRA EQUIPMENT</b>			
50072316	DHP12	Scraper Kit, 7.5" Front & Rear Spacing	\$1,534
50072317		Scraper Kit, 9" Front & Rear Spacing	\$1,460
50072318		Scraper Kit, 9" Front & 7.5" Rear Spacing	\$1,485
50072233		Dual Wheel Transport Kit	\$852



Unit shown with extra equipment.

# RHINOAG

**1 YEAR MACHINE** *Warranty*

# REBEL

## Rotary Tillers (Standard & Reverse)

### STANDARD EQUIPMENT & SPECIFICATIONS

	Standard			Reverse		
	REB60	REB72	REB84	REB60R	REB72R	REB84R
Tilling Width:	59"	70.5"	82.5"	59"	70.5"	82.5"
Overall Width:	66"	78"	90"	66"	78"	90"
Tilling Depth (Max)*:	7 1/2"	7 1/2"	7 1/2"	7 1/2"	7 1/2"	7 1/2"
Hitch:						
Standard	CAT 1	CAT 1	Cat 1 & 2	CAT 1	CAT 1	Cat 1 & 2
Quick Hitch	CAT 1 QH	CAT 1 QH	CAT 1 & 2 QH	CAT 1 QH	CAT 1 QH	CAT 1 & 2 QH
Knife Type:	"L"	"L"	"L"	"L"	"L"	"L"
Number of Knives:	42	54	66	42	54	66
Number of Flanges:	7	9	11	7	9	11
Recommended PTO HP (Min/Max):	25 / 45	35 / 55	45 / 65	25 / 45	35 / 55	45 / 65
Rotor Speed:	211 RPM	211 RPM	211 RPM	211 RPM	211 RPM	211 RPM
Driveline Size:	CAT 4	CAT 4	CAT 4	CAT 4	CAT 4	CAT 4
Driveline Protection:	Slip Clutch	Slip Clutch	Slip Clutch	Slip Clutch	Slip Clutch	Slip Clutch
Gearbox Housing:	Cast	Cast	Cast	Cast	Cast	Cast
End Plate Thickness:	1/2"	1/2"	1/2"	1/2"	1/2"	1/2"
Rotor/ Blade Rotation Dia:	17"	17"	17"	17"	17"	17"
Rotor Shaft Dia:	3"	3"	3"	3"	3"	3"
Rotor Drive Type:	Gear Driven	Gear Driven	Gear Driven	Gear Driven	Gear Driven	Gear Driven
Tine Rotation:	Standard	Standard	Standard	Reverse	Reverse	Reverse
Weight (Approx):	673 lbs	747 lbs	817 lbs	683 lbs	759 lbs	831 lbs
Gearbox Oil:	85W 140 (Not Factory Filled)					

Freight Discount when Ordered in Multiples of 3

REB60



\*Requires multiple passes

REB72



1 YEAR MACHINE *Warranty*

**RHINOAG**

## REB Standard Rotation

### ORDERING SECTION - REBEL STANDARD ROTATION

Select tiller model from the selections below. Units are priced complete.

CATALOG NUMBER	MODEL	DESCRIPTION	APPROX SHIPPING WEIGHT (LBS)	LIST PRICE (\$US)
REB60-1OR	REB60 Standard	60" Rotary Tiller Standard Rotation - Rhino Orange	798	\$2,617
REB60-1RD	REB60 Standard	60" Rotary Tiller Standard Rotation - MF Red	798	\$2,617
REB60-1GR	REB60 Standard	60" Rotary Tiller Standard Rotation - JD Green	798	\$2,617
REB60-2OR	REB60 Standard	60" Rotary Tiller Standard Rotation - Kubota Orange	798	\$2,617
REB60-1BL	REB60 Standard	60" Rotary Tiller Standard Rotation - NH Blue	798	\$2,617
REB72-1OR	REB72 Standard	72" Rotary Tiller Standard Rotation - Rhino Orange	877	\$3,032
REB72-1RD	REB72 Standard	72" Rotary Tiller Standard Rotation - MF Red	877	\$3,032
REB72-1GR	REB72 Standard	72" Rotary Tiller Standard Rotation - JD Green	877	\$3,032
REB72-2OR	REB72 Standard	72" Rotary Tiller Standard Rotation - Kubota Orange	877	\$3,032
REB72-1BL	REB72 Standard	72" Rotary Tiller Standard Rotation - NH Blue	877	\$3,032
REB84-1OR1	REB84 Standard	84" Rotary Tiller Standard Rotation - Rhino Orange	952	\$3,568
REB84-1RD3	REB84 Standard	84" Rotary Tiller Standard Rotation - MF Red	952	\$3,568
REB84-1GR1	REB84 Standard	84" Rotary Tiller Standard Rotation - JD Green	952	\$3,568
REB84-1OR2	REB84 Standard	84" Rotary Tiller Standard Rotation - Kubota Orange	952	\$3,568
REB84-1BL1	REB84 Standard	84" Rotary Tiller Standard Rotation - NH Blue	952	\$3,568

## REB Reverse Rotation

### ORDERING SECTION - REBEL REVERSE ROTATION

Select tiller model from the selections below. Units are priced complete.

CATALOG NUMBER	MODEL	DESCRIPTION	APPROX SHIPPING WEIGHT (LBS)	LIST PRICE (\$US)
REB60R-1OR	REB60 Reverse	60" Rotary Tiller Reverse Rotation - Rhino Orange	808	\$2,802
REB60R-1RD	REB60 Reverse	60" Rotary Tiller Reverse Rotation - MF Red	808	\$2,802
REB60R-1GR	REB60 Reverse	60" Rotary Tiller Reverse Rotation - JD Green	808	\$2,802
REB60R-2OR	REB60 Reverse	60" Rotary Tiller Reverse Rotation - Kubota Orange	808	\$2,802
REB60R-1BL	REB60 Reverse	60" Rotary Tiller Reverse Rotation - NH Blue	808	\$2,802
REB72R-1OR	REB72 Reverse	72" Rotary Tiller Reverse Rotation - Rhino Orange	889	\$3,217
REB72R-1RD	REB72 Reverse	72" Rotary Tiller Reverse Rotation - MF Red	889	\$3,217
REB72R-1GR	REB72 Reverse	72" Rotary Tiller Reverse Rotation - JD Green	889	\$3,217
REB72R-2OR	REB72 Reverse	72" Rotary Tiller Reverse Rotation - Kubota Orange	889	\$3,217
REB72R-1BL	REB72 Reverse	72" Rotary Tiller Reverse Rotation - NH Blue	889	\$3,217
REB84R-1OR1	REB84 Reverse	84" Rotary Tiller Reverse Rotation - Rhino Orange	966	\$3,754
REB84R-1RD3	REB84 Reverse	84" Rotary Tiller Reverse Rotation - MF Red	966	\$3,754
REB84R-1GR1	REB84 Reverse	84" Rotary Tiller Reverse Rotation - JD Green	966	\$3,754
REB84R-1OR2	REB84 Reverse	84" Rotary Tiller Reverse Rotation - Kubota Orange	966	\$3,754
REB84R-1BL1	REB84 Reverse	84" Rotary Tiller Reverse Rotation - NH Blue	966	\$3,754

# SRT & SRM

## Rotary Tillers



### STANDARD EQUIPMENT & SPECIFICATIONS

Model	SRT48	SRM81V	SRM91V
Tilling Width:	48"	81"	91"
Overall Width:	53"	87"	96"
Tilling Depth (Max):	7"	8"	8"
Support Stand:	Std	Std	Std
Hitch:	CAT 1	CAT 1 & 2, CAT 1 QH	CAT 1 & 2, CAT 1 QH
Knife Type:	"C"	"C"	"C"
Number of Knives:	20	48	54
Number of Flanges:	5	8	9
Recommended PTO HP (Min/Max):	16 / 30	40 / 70	40 / 70
Rotor Speed (at 540 RPM):	370	185 / 208 / 235 / 266**	
Driveline Size:	CAT 3	CAT 4	CAT 4
Driveline Protection:	Slip Clutch	Slip Clutch	Slip Clutch
Housing Thickness:	4mm	4mm	4mm
End Plate Thickness:	5mm	8mm	8mm
Rotor Drive Type:	Chain	Gear	Gear
Tine Rotation:	Forward	Forward	Forward
Weight (Approx):	318 lbs	981 lbs	992 lbs

\*\*4-Speed Gearbox

### ORDERING SECTION

Order machine model from appropriate base machine group below. Machines noted are complete.

CATALOG NUMBER	MODEL	DESCRIPTION	APPROX SHIPPING WEIGHT (LBS)	LIST PRICE (\$US)
<b>SRT</b>				
SRT48001	SRT48	48" Tiller	318	\$2,707
<b>SRM</b>				
SRM81V01	SRM81V	81" Tiller w/ 4-Speed Gearbox	981	\$8,145
SRM91V01	SRM91V	91" Tiller w/ 4-Speed Gearbox	992	\$8,772

**1 YEAR MACHINE** *Warranty*

**RHINOAG**

# 130P, 240P, 340P, 440P

## 3-Point Mounted Post Hole Diggers

### STANDARD EQUIPMENT & SPECIFICATIONS

Model	130P	240P	340P	440P
Max PTO HP:	25	35	65	95
PTO Speed:	540 RPM	540 RPM	540 RPM	540 RPM
Output Shaft Diameter:	2" Round	2" Round	2" Round	2" Round
Hitch Category:	CAT 0 Std	CAT 1 Std & CAT 2 Std	CAT 1 Std & CAT 2 Std	CAT 1 Std & CAT 2 Std
Auger Diameters:	6", 9", 12"	6", 9", 12", 15", 18", 24"		
Auger Overall Length:	30"	48"	48"	48"
Driveline Protection:	Shear Bolt	Shear Bolt	Shear Bolt	Shear Bolt
Yoke Size:	1/2" x 3"	3"	3"	3"
Boom Tubing:	2 7/8"	2 7/8"	3 1/2"	3 1/2"
Down Force Kit:	N/A	Optional	Optional	Optional
Gearbox Ratio:	3:1	3:1	3.18:1	4.1:1
Weight (Approx):	149 lbs	160 lbs	206 lbs	210 lbs

### ORDERING SECTION - 130P

CATALOG NUMBER	DESCRIPTION	APPROX SHIPPING WEIGHT (LBS)	LIST PRICE (\$US)
<b>GROUP 1. BASE UNIT - 130P</b>			
PHD13001	130P Compact Digger, 2 7/8" Boom, 25 HP Max	149	\$1,107
<b>GROUP 2. AUGER - 130P</b>			
00788402	6" Diameter x 30" Long, Std Duty, w/ Fishtail Replaceable Points		\$171
00788403	9" Diameter x 30" Long, Std Duty, w/ Fishtail Replaceable Points		\$191
00788404	12" Diameter x 30" Long, Std Duty, w/ Fishtail Replaceable Points		\$212
<b>EXTRA EQUIPMENT</b>			
00788401	Parking Stand, 130P		\$140



3-Pt PHD's Continued

## ORDERING SECTION - 240P/340P/440P

CATA-LOG NUMBER	DESCRIPTION		APPROX SHIPPING WEIGHT (LBS)	LIST PRICE (\$US)
<b>GROUP 1. BASE UNIT - 240P, 340P, 440P</b>				
PHD24001	240P Standard Duty Digger, 2 7/8" Boom, 35 HP Max		160	\$1,129
PHD34001	340P Heavy-Duty Digger, 3.5" Boom, 65 HP Max		206	\$1,517
PHD44001	440P Industrial Duty Digger, 3.5" Boom, 95 HP Max		210	\$1,951
<b>GROUP 2. AUGER - 240P, 340P, 440P</b>				
00780367	6" Auger	Heavy-Duty w/ Aggressor Bit Point x 48" Long	42	\$311
00780368	9" Auger	Heavy-Duty w/ Aggressor Bit Point x 48" Long	57	\$368
00780369	12" Auger	Heavy-Duty w/ Aggressor Bit Point x 48" Long	64	\$389
00780370	15" Auger	Heavy-Duty w/ Aggressor Bit Point x 48" Long	77	\$518
00780371	18" Auger	Heavy-Duty w/ Aggressor Bit Point x 48" Long	82	\$549
00780372	24" Auger	Heavy-Duty w/ Aggressor Bit Point x 48" Long	109	\$642
<b>EXTRA EQUIPMENT</b>				
50072108	Parking Stand, 240P/340P		12	\$166
50072111	Parking Stand, 440P		13	\$182
50072109	Hydraulic Down Force Kit - 240P		26	\$663
50072110	Hydraulic Down Force Kit - 340P		46	\$663
50072112	Hydraulic Down Force Kit - 440P		46	\$647
01A01030	7" Auger Extension		4	\$254
01A01040	14" Auger Extension		7	\$321

Units shown with extra equipment.

1 YEAR MACHINE *Warranty***RHINOAG**

# N15, N20, N30

## Planetary Drive Posthole Diggers

### STANDARD EQUIPMENT & SPECIFICATIONS

Model	N15	N20	N30
Drive Type:	Planetary w/ Reversible Motor	Planetary w/ Reversible Motor	Planetary w/ Reversible Motor
Output Shaft Size:	2" Hex	2" Hex	2" Hex
Mount Types:	Skid Steer Universal, Loader Bucket, Euro Style QA	Skid Steer Universal, Loader Bucket, Euro Style QA	Skid Steer Universal, Loader Bucket, Euro Style QA
Max Auger Diameter: (HSDA: Dirt)	18"	18"	36"
Max Auger Diameter: (HRAD: Rock)	--	9"	12"
Max Output Torque:	1,419 Ft - lbs	1,777 Ft - lbs	2,600 Ft - lbs
Recommended Hyd Flow:	6 -15 GPM	10 - 20 GPM	15 - 30 GPM
Max System Pressure:	3,000 PSI	3,000 PSI	3,000 PSI
Digging Depth (w/ Std Auger):	48"	48"	48"
Drive Protection:	Hydraulic Relief Valve	Hydraulic Relief Valve	Hydraulic Relief Valve
Hydraulic Hoses:	1/2" x 108" - Included	1/2" x 108" - Included	1/2" x 108" - Included

### ORDERING SECTION

CATA-LOG NUMBER	DESCRIPTION	APPROX SHIPPING WEIGHT (LBS)	LIST PRICE (\$US)
<b>GROUP 1. DRIVE UNIT SELECTION - N15, N20, N30</b>			
07720015	N15: For Systems Delivering 6-15 GPM; 1419 Ft Lbs Torque at Max Operating Pressure of 3000 PSI	130	\$2,252
07720020	N20: For Systems Delivering 10-20 GPM; 1777 Ft Lbs Torque at Max Operating Pressure of 3000 PSI	130	\$2,272
07720030	N30: For Systems Delivering 15-30 GPM; 2600 Ft Lbs Torque at Max Operating Pressure of 3000 PSI	130	\$2,469
<b>GROUP 2. MOUNTING KIT SELECTION - N15, N20, N30</b>			
00776622	Universal Skid Steer Quick Attach Frame (Centered)	146	\$565
00776623	Front End Loader Mounting Bracket (Requires Drilling 2 Holes in Bucket) (Hoses Not Included)	75	\$399
00785966	Universal Skid Steer Quick Attach Frame (Offset to the Right 15")	146	\$565
00785967	Euro Style Quick Attach Front End Loader Frame (Offset to the Right 15")	142	\$632

#### NOTES:

- N Series Diggers are Intermediate-Duty, designed for use with Tractor Front End Loaders or small Skid Steer Loaders.
- Mounting brackets with frames offset to the right are designed for use on a Tractor Front End Loader to provide visibility to the auger.
- To order a complete unit, select one item each from Groups 1 & 2. Add an Auger and any desired Extra Equipment to complete.



**1 YEAR MACHINE** *Warranty*

## N Series PHD's Continued

CATALOG NUMBER	DESCRIPTION		APPROX SHIPPING WEIGHT (LBS)	LIST PRICE (\$US)
<b>GROUP 3A. AUGER SELECTION - N15, N20, N30 - DRIVE-IN TEETH HSDA AUGERS (SOIL, CLAY, LOOSE ROCK) (48" LONG)</b>				
00789048	HSDA60	6" Auger w/ Drive-In Teeth	68	\$332
00789049	HSDA90	9" Auger w/ Drive-In Teeth	69	\$471
00789050	HSDA120	12" Auger w/ Drive-In Teeth	108	\$534
00789051	HSDA180	18" Auger, w/ Drive-In Teeth	159	\$792
00789052	HSDA240	24" Auger (N30 Only) w/ Drive-In Teeth	245	\$999
00789053	HSDA300	30" Auger (N30 Only) w/ Drive-In Teeth	303	\$1,305
00789054	HSDA360	36" Auger (N30 Only) w/ Drive-In Teeth	333	\$1,605
<b>GROUP 3B. AUGER SELECTION - N15, N20, N30 - BOLT-ON TEETH HSDA AUGERS</b>				
00776635	HSDA90	9" Auger w/ Bolt-On Teeth	69	\$471
00776636	HSDA120	12" Auger w/ Bolt-On Teeth	108	\$528
00789217	HSDA150	15" Auger w/ Bolt-On Teeth	159	\$704
00789055	HSDA954	9" x 18" Tree Auger w/ Bolt-On Teeth	136	\$860
00789056	HSDA1254	12" x 24" Tree Auger w/ Bolt-On Teeth	287	\$927
00789057	HSDA1854	18" x 36" Tree Auger (N30 Only) w/ Bolt-On Teeth	322	\$1,574
<b>GROUP 3C. AUGER SELECTION - N15, N20, N30 - T-POST PUFF AUGER (SOIL, CLAY, COMPACTED SOIL)</b>				
00776653	HRP 2" Auger		25	\$482
<b>AUGER EXTENSIONS AND ADAPTERS</b>				
00776654	24" Variable Length Auger Extension		33	\$311
00776655	48" Variable Length Auger Extension		57	\$518
00785968	2" Hex (Female) to 2" Round (Male)		15	\$259
00786085	2" Round (Female) to 2" Hex (Male) (3/4" Hole)		14	\$259
<b>EXTRA EQUIPMENT</b>				
00768105	Hydraulic Hose Kit for Bolt-On Bucket Mount Kit (Hoses are 25' Long)		25	\$440

**1 YEAR MACHINE** *Warranty*

**RHINOAG**

# H200, H300, H350

## Planetary Drive Posthole Diggers

### STANDARD EQUIPMENT & SPECIFICATIONS

Model	H200	H300	H350
Drive Type:	Planetary w/ Reversible Motor	Planetary w/ Reversible Motor	Planetary w/ Reversible Motor
Output Shaft Size:	2" Hex	2" Hex	2" Hex
Mount Types:	Skid Steer Universal, Backhoe, Mini-Excavator, Front End Loader	Skid Steer Universal, Backhoe, Mini-Excavator, Front End Loader	Skid Steer Universal, Backhoe, Mini-Excavator, Front End Loader
Max Auger Dia: (HSDA: Dirt)	30"	36"	36"
Max Auger Dia: (HRAD: Rock)	24"	36"	36"
Max Output Torque:	2,008 Ft-Lbs	2,937 Ft-Lbs	3,582 Ft-Lbs
Recommended Hyd Flow:	10 - 20 GPM	15 - 30 GPM	20 - 35 GPM
Max System Pressure:	3,000 PSI	3,000 PSI	3,000 PSI
Digging Depth:	48"	48"	48"
Drive Protection:	Hyd Relief Valve	Hyd Relief Valve	Hyd Relief Valve
Hydraulic Hoses:	1/2" x 108" (Included)	1/2" x 108" (Included)	1/2" x 108" (Included)

Unit shown with extra equipment.



H Series Diggers are Heavy-Duty, designed for use with Skid Steer Loaders, Tractor Loaders Backhoes, and Mini-Excavators.

Case, Ford, JCB, John Deere, and CAT are trade names &/or registered trademarks which are the intellectual property of the entity listed or of the entity's successor(s). These names are used only to clarify the identification of skid steer loaders.

To order a complete unit, select a drive unit from Group 1, and a mounting kit from Group 2A or 2B. Add augers from Group 3A-E and any desired extra equipment as needed to complete the unit.

**See instructions at the end of the Ordering Section for Backhoe or Excavator Mounting Kits that are not listed.**

H Series PHD's Continued

<b>ORDERING SECTION</b>			
<b>CATALOG NUMBER</b>	<b>DESCRIPTION</b>	<b>APPROX SHIPPING WEIGHT (LBS)</b>	<b>LIST PRICE (\$US)</b>
<b>GROUP 1. DRIVE UNIT SELECTION - H200, H300, H350</b>			
07710019	H200: For Systems Delivering 10-20 GPM; 2008 Ft. Lbs Torque at Max Operating Pressure of 3000 PSI.	211	\$2,981
07710020	H300: For Systems Delivering 15-30 GPM; 2937 Ft. Lbs Torque at Max Operating Pressure of 3000 PSI.	211	\$3,142
07710021	H350: For Systems Delivering 20-35 GPM; 3582 Ft. Lbs Torque at Max Operating Pressure of 3000 PSI.	211	\$3,400
<b>GROUP 2A. MOUNTING KIT - SKID STEER - H200, H300, H350</b>			
00776622	Universal Skid Steer Quick Attach Frame (Centered Hitch)	146	\$565
00776623	Front End Loader Mounting Bracket (Requires Drilling 2 Holes in Bucket) (Hoses Not Included)	75	\$399
00785966	Universal Skid Steer Quick Attach Frame (Offset to the Right 15")	146	\$565
<b>GROUP 2B. BACKHOE AND MINI-EXCAVATOR MOUNTING KITS - H200, H300, H350</b>			
<b>SEE INSTRUCTIONS AT END OF ORDERING SECTION</b>			
00776624	Case 580, 580E, 580SE	32	\$394
00776625	Case 780	32	\$394
00776626	Ford CL55, 555 Series Deere 12, B, C; 410A, B, C, D; 9300, 9305, 210C, 300B, D; 310A, B, C, D, E, 500C, 510B, 510C, 510D; 610B, 610C	32	\$394
00776627	JCB 1400B, 1500, 215, 217, 214	32	\$394
00776628	Deere 510, 710B, 710C, 710D	32	\$394
00776629	Deere 9450, 9550, 401C	32	\$394
00776630	Deere 310SE, 410E	32	\$394
00776631	Cat 410, 416, 426	32	\$394
00788379	Kubota KX91	32	\$394
Mounting Kits for most Backhoe and Excavator models are available. See Instructions at the end of this Ordering Section for Backhoe or Excavator models not listed above.			
<b>GROUP 3A. T-POST "PUFF" AUGER - H200, H300, H350 (SOLID ROCK)</b>			
00776653	HRP 2" Auger	25	\$482

1 YEAR MACHINE *Warranty***RHINOAG**

## H Series PHD's Continued

## ORDERING SECTION - Continued

CATALOG NUMBER	DESCRIPTION	APPROX SHIPPING WEIGHT (LBS)	LIST PRICE (\$US)
<b>GROUP 3B. HSDA AUGERS - H200, H300, H350 - DRIVE-IN TEETH (SOIL, CLAY, LOOSE ROCK)</b>			
00789048	HSDA60 6" Auger w/ Drive-In Teeth	68	\$332
00789049	HSDA90 9" Auger w/ Drive-In Teeth	69	\$471
00789050	HSDA120 12" Auger w/ Drive-In Teeth	108	\$534
00789051	HSDA180 18" Auger w/ Drive-In Teeth	159	\$792
00789052	HSDA240 24" Auger w/ Drive-In Teeth	245	\$999
00789053	HSDA300 30" Auger w/ Drive-In Teeth	303	\$1,305
00789054	HSDA360 36" Auger w/ Drive-In Teeth	333	\$1,605
<b>GROUP 3C. AUGER SELECTION - H200, H300, H350 - BOLT-ON TEETH BOLT- ON TEETH HSDA AUGERS</b>			
00776635	HSDA90 9" Auger w/ Bolt-On Teeth	69	\$471
00776636	HSDA120 12" Auger w/ Bolt-On Teeth	108	\$528
00789217	HSDA150 15" Auger w/ Bolt-On Teeth	159	\$704
00789055	HSDA954 9" x 18" Tree Auger w/ Bolt-On Teeth	136	\$860
00789056	HSDA1254 12" x 24" Tree Auger w/ Bolt-On Teeth	287	\$927
00789057	HSDA1854 18" x 36" Tree Auger w/ Bolt-On Teeth	322	\$1,574
<b>GROUP 3D. HSRA AUGERS - H200, H300, H350 (LOOSE ROCK, SOLID ROCK, CONCRETE)</b>			
00776632	HSRA45 4 1/2" Auger	60	\$906
00776633	HSRA60 6" Auger	53	\$1,263
<b>GROUP 3E. HRAD AUGERS - H200, H300, H350 (SOIL, HARD CLAY, LOOSE OR SOLID ROCK, CONCRETE)</b>			
00776644	HRAD90 9" Auger	102	\$1,469
00776645	HRAD120 12" Auger	107	\$1,879
00776646	HRAD180 18" Auger	201	\$2,412
00776647	HRAD240 24" Auger	291	\$2,769
00776648	HRAD300 30" Auger	340	\$3,183
00776649	HRAD360 36" Auger	395	\$3,918
<b>GROUP 3F. T-POST AUGER - H200, H300, H350 (SOLID ROCK)</b>			
00776653	HRP 2" Auger	25	\$482
<b>AUGER EXTENSIONS</b>			
00776654	24" Variable Length Auger Extension	33	\$311
00776655	48" Variable Length Auger Extension	57	\$518
00776656	72" Variable Length Auger Extension - (Special Order Only)	80	\$611

**BACKHOE & EXCAVATOR MOUNTING BRACKET INFORMATION**  
 (See Section 2B for Weight and Price)

Step 1: Choose H series digger that matches the hydraulic flow and pressure of the Backhoe or Excavator.

Step 2: Measure the width of the Backhoe or Excavator Dipper (outer boom section) at the connection point.

Step 3: Measure the pin diameter required to connect the digger to the Backhoe or Excavator.

Step 4: If the Dipper Width and Pin Diameter are the same as those listed in the chart below, order the part number that corresponds. If Part number is not shown for the size you need, contact Rhino Customer Service Department with your Dipper Width and Pin Diameter information so they can determine availability.

**Dipper Width & Pin Diameters for Mount Kits Listed in Section 2B**

Part Number	Dipper Width	Pin Diameter	Typical Application
00776624	10"	1 3/4"	Case 580, 580E, 580SE
00776625	8"	2 1/2"	Case 780
00776626	8"	1 3/4"	Ford CL55, 555 Series, Deere 12, B, C, 410A, B, C, D, 9300, 9305
00776627	6 3/4"	1 3/4"	JCB 1400B, 1500, 215, 217, 214
00776629	8"	1 1/2"	Deere 9450, 9550, 401C
00776630	8"	2 3/16"	Deere 310SE, 410E
00776631	10"	2"	Cat 410, 416, 426
00788379	5 1/8"	1 9/16"	Kubota KX91

# 35, 50, 70

## Utility Rear Blades

### (For Tractors 35-70 HP)

#### STANDARD EQUIPMENT & SPECIFICATIONS

Model	35	50	70
Moldboard Width:	5', 6', 7'	6', 7'	6', 7', 8'
Moldboard (Thickness & Height):	1/4" x 14"	5/16" x 15.5"	5/16" x 19"
Cutting Edge:	1/2" x 6" Reversible	1/2" x 6" Reversible	1/2" x 6" Reversible
Hitch:	CAT 1 QH	CAT 1 QH	CAT 1 & 2 QH
Max Tractor PTO HP:			
	2WD FWA	35 30	50 40
King Pin Diameter:	1 1/4" (Grade 8)	1 1/4" (Grade 8)	1 1/4" (Grade 8)
Adjustment Method:	Manual	Manual	Manual
Swing Offset (Max):	12" L or R	16" L or R	18" L or R
Pivot Angle Adjustment:			
	Forward Reverse	5 Positions - Up to 30° 3 Positions - Up to 15°	5 Positions - Up to 30° 3 Positions - Up to 15°
Moldboard Tilt (Up & Down):	15 Degrees	15 Degrees	30 Degrees
Parking Stand:	N/A	Std	Std
Weight (Approx):	5' - 280 lbs	6' - 403 lbs	6' - 510 lbs
	6' - 310 lbs	7' - 430 lbs	7' - 538 lbs
	7' - 340 lbs		8' - 572 lbs



**1** YEAR MACHINE *Warranty*

**RHINOAG**



# 35 REAR BLADE

## ORDERING SECTION

CATALOG NUMBER	MODEL	DESCRIPTION	APPROX SHIPPING WEIGHT (LBS)	LIST PRICE (\$US)
<b>GROUP 1. BASE UNIT - 35</b>				
3505-1OR1	35-5'	5' Blade Complete - Rhino Orange	280	\$866
3505-1GR1		5' Blade Complete - JD Green		\$866
3505-1OR2		5' Blade Complete - Kubota Orange		\$866
3505-1RD3		5' Blade Complete - MF Red		\$866
3505-1BL1		5' Blade Complete - NH Blue		\$866
3505-1CY1		5' Blade Complete - CAT Yellow		\$866
3506-1OR1	35-6'	6' Blade Complete - Rhino Orange	310	\$912
3506-1GR1		6' Blade Complete - JD Green		\$912
3506-1OR2		6' Blade Complete - Kubota Orange		\$912
3506-1RD3		6' Blade Complete - MF Red		\$912
3506-1BL1		6' Blade Complete - NH Blue		\$912
3506-1CY1		6' Blade Complete - CAT Yellow		\$912
3507-1OR1	35-7'	7' Blade Complete - Rhino Orange	340	\$955
3507-1GR1		7' Blade Complete - JD Green		\$955
3507-1OR2		7' Blade Complete - Kubota Orange		\$955
3507-1RD3		7' Blade Complete - MF Red		\$955
3507-1BL1		7' Blade Complete - NH Blue		\$955
3507-1CY1		7' Blade Complete - CAT Yellow		\$955
<b>EXTRA EQUIPMENT</b>				
50072391	35, 50, 70	Skid Shoe Kit	30	\$328



# 50 REAR BLADE

## ORDERING SECTION

CATALOG NUMBER	MODEL	DESCRIPTION	APPROX SHIPPING WEIGHT	LIST PRICE (\$US)
<b>GROUP 1. BASE UNIT - 50</b>				
5006-1OR1	50-6'	6' Blade Complete - Rhino Orange	403	\$1,163
5006-1GR1		6' Blade Complete - JD Green		\$1,163
5006-1OR2		6' Blade Complete - Kubota Orange		\$1,163
5006-1RD3		6' Blade Complete - MF Red		\$1,163
5006-1BL1		6' Blade Complete - NH Blue		\$1,163
5006-1CY1		6' Blade Complete - CAT Yellow		\$1,163
5007-1OR1	50-7'	7' Blade Complete - Rhino Orange	430	\$1,216
5007-1GR1		7' Blade Complete - JD Green		\$1,216
5007-1OR2		7' Blade Complete - Kubota Orange		\$1,216
5007-1RD3		7' Blade Complete - MF Red		\$1,216
5007-1BL1		7' Blade Complete - NH Blue		\$1,216
5007-1CY1		7' Blade Complete - CAT Yellow		\$1,216
<b>EXTRA EQUIPMENT</b>				
50072391	35, 50, 70	Skid Shoe Kit	30	\$328



**1 YEAR MACHINE** *Warranty*

**RHINOAG**

# 70 REAR BLADE

## ORDERING SECTION

CATALOG NUMBER	MODEL	DESCRIPTION	APPROX SHIPPING WEIGHT (LBS)	LIST PRICE (\$US)
<b>GROUP 1. BASE UNIT - 70</b>				
7006-1OR1	70-6'	6' Blade Complete - Rhino Orange	510	\$1,687
7006-1GR1		6' Blade Complete - JD Green		\$1,687
7006-1OR2		6' Blade Complete - Kubota Orange		\$1,687
7006-1RD3		6' Blade Complete - MF Red		\$1,687
7006-1BL1		6' Blade Complete - NH Blue		\$1,687
7006-1CY1		6' Blade Complete - CAT Yellow		\$1,687
7007-1OR1	70-7'	7' Blade Complete - Rhino Orange	538	\$1,781
7007-1GR1		7' Blade Complete - JD Green		\$1,781
7007-1OR2		7' Blade Complete - Kubota Orange		\$1,781
7007-1RD3		7' Blade Complete - MF Red		\$1,781
7007-1BL1		7' Blade Complete - NH Blue		\$1,781
7007-1CY1		7' Blade Complete - CAT Yellow		\$1,781
7008-1OR1	70-8'	8' Blade Complete - Rhino Orange	572	\$1,895
7008-1GR1		8' Blade Complete - JD Green		\$1,895
7008-1OR2		8' Blade Complete - Kubota Orange		\$1,895
7008-1RD3		8' Blade Complete - MF Red		\$1,895
7008-1BL1		8' Blade Complete - NH Blue		\$1,895
7008-1CY1		8' Blade Complete - CAT Yellow		\$1,895
<b>EXTRA EQUIPMENT</b>				
50072391	35, 50, 70	Skid Shoe Kit	30	\$328
1817	70	Ratchet Assembly (for Offset Function Only)	20	\$155
50070543	70	End Plate Kit	50	\$359



# RHINOAG

1 YEAR MACHINE *Warranty*

# 850 Rear Blade (For Tractors up to 90 PTO HP)



Unit shown with extra equipment.

STANDARD EQUIPMENT & SPECIFICATIONS	
Moldboard Width:	7', 8'
Moldboard Dimension:	5/16" x 19"
Cutting Edge:	1/2" x 6" Reversible
Support Stand:	Std
Hitch:	CAT 1 & 2 / CAT 1 & 2 QH
Max Tractor HP (PTO):	
2WD	90
FWA	70
King Pin Diameter:	3" Diameter
Adjustment Types:	Manual or Hydraulic
Swing Offset (Max):	20"
Pivot Angle:	
Forward	Up to 45 Degrees
Reverse	Up to 45 Degrees
Tilt (Up & Down):	Up to 15 Degrees
Weight (Approx):	
	7' - 807 lbs
	8' - 827 lbs

## ORDERING SECTION

To order complete machine, select one item each from groups 1 - 4. Order extra equipment as needed.

CATALOG NUMBER	DESCRIPTION	APPROX SHIPPING WEIGHT (LBS)	LIST PRICE (\$US)
<b>GROUP 1. BASE UNIT &amp; MOLDBOARD - 850</b>			
07850700	850 w/ 7' Blade	807	\$2,857
07850800	850 w/ 8' Blade	827	\$2,919
<b>GROUP 2. BLADE SWING "OFFSET" SELECTION - 850</b>			
00786890	Kit, Hydraulic Swing	67	\$618
00786891	Kit, Manual Swing	37	\$229
<b>GROUP 3. BLADE PIVOT "ANGLE" SELECTION - 850</b>			
00786890	Kit, Hydraulic Pivot	67	\$618
00786891	Kit, Manual Pivot	37	\$229
<b>GROUP 4. MOLDBOARD TILT SELECTION - 850</b>			
00786892	Kit, Hydraulic Tilt	52	\$543
00786893	Kit, Manual Tilt	15	\$170
<b>EXTRA EQUIPMENT</b>			
89290	Skid Shoes	60	\$264
95841	Hose Holder Kit	5	\$90
50070543	End Plate Kit	50	\$359

**1 YEAR MACHINE** *Warranty*



# 950 REAR BLADE (For Tractors up to 125 PTO HP)

### STANDARD EQUIPMENT & SPECIFICATIONS

Moldboard Width:	8', 9'
Moldboard Dimension:	3/8" x 17"
Cutting Edge:	1/2" x 6"
Support Stand:	Std
Hitch:	CAT 1 & 2 / CAT 1 & 2 QH
Max Tractor HP (PTO):	
2WD	8' 125 9' 95
FWA	8' 106 9' 81
King Pin Diameter:	3" Solid Steel
Adjustment Types:	Manual or Hydraulic
Swing Offset (Max):	30"
Pivot Angle: Forward	7 - Up to 45 Degrees
Reverse	7 - Up to 45 Degrees
Tilt (Up & Down):	2 - Up to 15 Degrees
Weight (Approx):	8' - 836 lbs 9' - 876 lbs



Blades Not Warrantied on Track-Type Tractors  
Unit shown with extra equipment.



1 YEAR MACHINE *Warranty*

950 Continued

**ORDERING SECTION -**

To order a complete machine, order one item each from groups 1 - 4.  
Order special paint and extra equipment as needed.

CATALOG NUMBER	DESCRIPTION	APPROX SHIPPING WEIGHT (LBS)	LIST PRICE (\$US)
<b>GROUP 1. BASE UNIT &amp; MOLDBOARD - 950</b>			
07018950	950 w/ 8' Blade (Up to 125 PTO HP)	836	\$3,556
07019950	950 w/ 9' Blade (Up to 95 PTO HP)	876	\$3,680
<b>GROUP 2. BLADE SWING "OFFSET" SELECTION - 950</b>			
9150040400	Kit, Hydraulic Swing	63	\$849
00768250	Kit, Manual Swing	35	\$316
<b>GROUP 3. BLADE PIVOT "ANGLE" SELECTION - 950</b>			
9150040400	Kit, Hydraulic Pivot	63	\$849
00768250	Kit, Manual Pivot	35	\$316
<b>GROUP 4. MOLDBOARD TILT SELECTION - 950</b>			
9150040004	Kit, Hydraulic Tilt	33	\$575
00768270	Kit, Manual Tilt	22	\$275
<b>SPECIAL PAINT COLOR SELECTION - RHINO ORANGE IS STANDARD</b>			
00787653	JD Green		\$250
00787654	Kubota Orange		\$250
00787655	Case IH Red		\$250
00787656	MF Red		\$250
00787657	NH Blue		\$250
<b>EXTRA EQUIPMENT</b>			
0591240000	End Plates	65	\$301
00768242	Skid Shoes	30	\$389
00768321	Gauge Wheel w/ Cylinder (for S/N 14001 & higher)	112	\$1,020
00768493	Gauge Wheel w/ Ratchet Lift Screw	143	\$777



**1 YEAR MACHINE** *Warranty*

**RHINOAG**

*New!* 9' Moldboard  
Option Available

# 1540

## REAR BLADE

(For Tractors up to 190 PTO HP)


### STANDARD EQUIPMENT & SPECIFICATIONS

Moldboard Width:	8', 9', 10'	
Moldboard Dimension:	1/2" X 18"	
Cutting Edge:	1/2" X 6"	
Support Stand:	Std	
Hitch:	CAT 2 & 3 / CAT 2 & 3 QH	
Max Tractor HP (PTO):		
	2WD	8' MB - 190 9' MB - 175 10' MB - 160
	FWA	8' MB - 162 9' MB - 149 10' MB - 136
King Pin Diameter:	4" Solid Steel	
Adjustment Types:	Manual or Hydraulic	
Swing Offset (Max):	37"	
Pivot angle:		
	Forward Reverse	7 - Up to 45 Degrees 7 - Up to 45 Degrees
Tilt (Up & Down):	2 - Up to 15 Degrees	
No-Wrench Adjustments:	26	
Weight (Approx):		
	8' MB - 1,712 lbs	
	9' MB - 1,796 lbs	
	10' MB - 1,880 lbs	



Unit shown with optional gauge wheels.

Not eligible for warranty consideration if used on a track type tractor.



# RHINOAG

1 YEAR MACHINE *Warranty*



1540 Continued

### ORDERING SECTION

To order a complete machine, order one item each from groups 1 - 4.  
Order special paint and extra equipment as needed.

CATALOG NUMBER	DESCRIPTION	APPROX SHIPPING WEIGHT (LBS)	LIST PRICE (\$US)
<b>GROUP 1. BASE UNIT &amp; MOLDBOARD - 1540</b>			
07081540	1540 w/ 8' Blade	1,339	\$5,150
<i>New</i> 07091540	1540 w/ 9' Blade	1,389	\$5,274
07101540	1540 w/ 10' Blade	1,459	\$5,393
<b>GROUP 2. BLADE SWING "OFFSET" SELECTION - 1540</b>			
9150040400	Kit, Hydraulic Swing	63	\$849
B69115A	Kit, Manual Swing	45	\$332
<b>GROUP 3. BLADE PIVOT "ANGLE" SELECTION - 1540</b>			
9150040400	Kit, Hydraulic Pivot	63	\$849
B69115A	Kit, Manual Pivot	45	\$332
<b>GROUP 4. MOLDBOARD TILT SELECTION -1540</b>			
9150040004	Kit, Hydraulic Tilt	33	\$575
B69116B	Kit, Manual Tilt	22	\$332
<b>SPECIAL PAINT COLOR SELECTION - RHINO ORANGE IS STANDARD</b>			
00787653	JD Green		\$250
00787654	Kubota Orange		\$250
00787655	Case IH Red		\$250
00787656	MF Red		\$250
00787657	NH Blue		\$250
<b>EXTRA EQUIPMENT</b>			
0691360000	End Plates	58	\$368
00768242	Skid Shoes	30	\$389
9150052411	Dual Gauge Wheels w/ Hydraulics	354	\$1,796
<b>REPLACEMENT ITEMS (SEE NOTE)</b>			
NOTE: The following items are listed for reference only and are available through Rhino Service Parts. See Rhino Parts E-Commerce site ( <a href="http://www.rhinoparts.com">www.rhinoparts.com</a> ) for latest price and terms information.			
PART NUMBER	DESCRIPTION	QUANTITY REQUIRED	
0691700000	Open Center Three-Spool Valve	1	
00759684	Valve Mtg Kit (Hoses, Shield, Footings)	1	
0781300000	Selector Valve	1	

**1 YEAR MACHINE** *Warranty*



# 2500, 3500

## REAR BLADE

(For Tractors up to 300 PTO HP)

### STANDARD EQUIPMENT & SPECIFICATIONS

Model	2500	3500
Moldboard Width:	8', 10', 12'	12', 14'
Moldboard Dimension:	1/2" x 20"	1/2" x 20"
Cutting Edge:	1/2" x 6"	1/2" x 6"
Support Stand:	Std	Std
Hitch:	CAT 2 & 3 / CAT 2 & 3 QH	CAT 3 & 4 / CAT 3 & 4 QH
Max Tractor HP (PTO):		
2WD	8' - 250 10' - 225	
FWD	12' - 175 8' - 220 10' - 200 12' - 160	12' - 300 14' - 250
King Pin Diameter:	4 1/2" Steel Bar	5" Steel Bar
Adjustment Types:	Hydraulic	Hydraulic
Swing Offset (Max):	46"	50"
Pivot Angle: Forward	Up to 45 Degrees	Up to 45 Degrees
Reverse	Up to 45 Degrees	Up to 45 Degrees
Tilt (Up & Down):	Up to 15 Degrees	Up to 15 Degrees
Weight (Approx):	8' - 2,120 lbs 10' - 2,260 lbs 12' - 2,400 lbs	12' - 3,463 lbs 14' - 3,603 lbs



Unit shown with extra equipment.

Blades NOT warranted on Track-Type Tractors.



# RHINOAG

1 YEAR MACHINE *Warranty*



2500/3500 Continued

### ORDERING SECTION

To order a complete machine, order one item each from group 1.  
Order special paint and extra equipment as needed.

CATALOG NUMBER	DESCRIPTION	APPROX SHIPPING WEIGHT (LBS)	LIST PRICE (\$US)
<b>GROUP 1. BASE UNIT &amp; MOLDBOARD</b>			
07250008	2500 w/ 8' Moldboard	2,120	\$10,309
07250010	2500 w/ 10' Moldboard	2,260	\$10,589
07250012	2500 w/ 12' Moldboard	2,400	\$11,003
07123500	3500 w/ 12' Moldboard	3,463	\$16,742
07143500	3500 w/ 14' Moldboard	3,603	\$17,156
<b>SPECIAL PAINT COLOR SELECTION - RHINO ORANGE IS STANDARD</b>			
00787653	JD Green		\$250
00787654	Kubota Orange		\$250
00787655	Case IH Red		\$250
00787656	MF Red		\$250
00787657	NH Blue		\$250
<b>EXTRA EQUIPMENT</b>			
0691360000	End Plates	58	\$368
00768242	Skid Shoes	30	\$389
00761806	Dual Gauge Wheels w/ Hydraulics	421	\$2,174
<b>REPLACEMENT ITEMS (SEE NOTE)</b>			
NOTE: The following items are listed for reference only and are available through Rhino Service Parts. See Rhino-Ag E-Commerce site ( <a href="http://www.rhinoparts.com">www.rhinoparts.com</a> ) for latest price and terms information.			
PART NUMBER	DESCRIPTION	QUANTITY REQUIRED	
0691700000	Open Center Three-Spool Valve	1	
00759684	Valve Mtg Kit (Hoses, Shield, Footings)	1	
0781300000	Selector Valve	1	

**1 YEAR MACHINE** *Warranty*

# TEDDERS

## STANDARD EQUIPMENT & SPECIFICATIONS

Model:	PT207	PT405	PT405H	PT419H	PT625H <i>Special Order Unit</i>
Working Width:	10'	17' 1"	17' 1"	19'	9'6"
Approx Transport Width:	10'	10'	10'	11'	13' 10"
Working Speed:	5 - 10 MPH	5 - 10 MPH	5 - 10 MPH	5 - 10 MPH	5 - 10 MPH
Min HP Required:	15	22	22	25	50
Number of Rotors:	2	4	4	4	6
Number of Arms:	12	24	24	24	36
Number of Double Tines:	12	24	24	24	36
Tire Size:	16x6.50-8	16x6.50-8	16x6.50-8	16x6.50-8	16x6.50-8(Working Tires) 205/70/15(Transport Tires)
Number of Tires:	2	4	4	4	8 (Working Tires) 2 (Transport Tires)
Fold:	N/A	Manual	Hydraulic	Hydraulic	Hydraulic
PTO Type:	540 RPM	540 RPM	540 RPM	540 RPM	540 RPM
Drive Protection:	Slip Clutch	Slip Clutch	Slip Clutch	Slip Clutch	Slip Clutch
Weight (Approx):	385 lbs	830 lbs	850 lbs	1,225 lbs	2,470 lbs

## ORDERING SECTION

CATALOG NUMBER	DESCRIPTION	APPROX SHIPPING WEIGHT (LBS)	LIST PRICE (\$US)
<b>GROUP 1. BASE UNITS - TEDDERS</b>			
3670001	PT207 10' Pull-Type Tedder (Order in multiples of 2 only)	385	\$3,014
3670005	PT405 17' Spring Assist Manual Folding Pull-Type Tedder	830	\$6,680
3670006	PT405H 17' Hydraulic Folding Pull-Type Tedder	850	\$7,721
3670008	PT419H 19' Hydraulic Folding Pull-Type Tedder	1,225	\$8,631
<b>3670009</b>	<b>PT625H 25' Hydraulic Folding Pull-Type Tedder</b> <i>Special Order Unit</i>	<b>2,470</b>	<b>\$19,759</b>
<b>EXTRA EQUIPMENT</b>			
3670402	PT405H, PT419H Hydraulic Tilt Rotor Kit (Allows controlling tilt of rotor without leaving tractor)		\$843



**1 YEAR MACHINE** *Warranty*

**RHINOAG**

# VR

## PULL-TYPE WHEEL RAKES

### STANDARD EQUIPMENT & SPECIFICATIONS

Model	VR8	VR10	VR12
Number of Rake Wheels:	8	10	12
Adjustable Windrow Width (Min):	3'	3'	3'
Adjustable Windrow Width (Max):	6' 7"	6' 7"	6' 7"
Tire Size:	205 - 75/15	205 - 75/15	205 - 75/15
Min Working Width:	16' 4"	19'	21' 8"
Transport Width:	8' 5"	8' 5"	8' 5"
Min HP Required:	30	30	50
Weight (Approx):	1,675	1,875	2,115



Unit shown with extra equipment.

### ORDERING SECTION

CATALOG NUMBER	MODEL	DESCRIPTION	APPROX SHIPPING WEIGHT (LBS)	LIST PRICE (\$US)
<b>GROUP 1. BASE UNIT - VR</b>				
VR080100	VR8	8 Wheel V-Type Rake Complete	1,675	\$7,561
VR100100	VR10	10 Wheel V-Type Rake Complete	1,875	\$8,403
VR120100	VR12	12 Wheel V-Type Rake Complete	2,115	\$9,359
<b>Extra Equipment</b>				
3690405	All	Center Wheel Kit for VR Rake		\$839
3690416	All	Tandem Wheel Kit for VR Rake		\$1,559
3690414	VR8/10	Hydraulic Windrow Adjustment Kit		\$1,029
3690415	VR12	Hydraulic Windrow Adjustment Kit		\$1,051
3666777	All	55" Solid Wheel Cover (Price shown is "per wheel")		\$43

New



# VRX

## PULL-TYPE WHEEL RAKES

### STANDARD EQUIPMENT & SPECIFICATIONS



Unit shown with extra equipment.

Model	VRX12	VRX14
Number of Rake Wheels:	12	14
Adjustable Windrow Width (Min):	3'	3'
Adjustable Windrow Width (Max):	6' 7"	6' 7"
Tire Size:	205 - 75/15	205 - 75/15
Min Working Width:	22'	24' 11"
Max Working Width:	25' 1"	28'
Transport Width:	9' 2"	9' 2"
Min HP Required:	50	60
Weight (Approx):	2,670 lbs	2,955 lbs

### ORDERING SECTION

CATALOG NUMBER	DESCRIPTION	APPROX SHIPPING WEIGHT (LBS)	LIST PRICE (\$US)
<b>GROUP 1. BASE UNIT - VRX</b>			
VRX1255	VRX12 Rake w/ 55" Wheels, 7mm Tines	2,670	\$11,709
VRX1260	VRX12 Rake w/ 60" Wheels, 7.5mm Tines	2,720	\$12,081
VRX1455	VRX14 Rake w/ 55" Wheels, 7mm Tines	2,955	\$12,727
VRX1460	VRX14 Rake w/ 60" Wheels, 7.5mm Tines	3,015	\$13,100
<b>Extra Equipment</b>			
3660446	Hydraulic Single Wheel Kit for VRX		\$851
3660449	Hydraulic Dual Center Wheel Kit for VRX Rake		\$1,154
3666777	55" Solid Wheel Cover (Price shown is "per wheel")		\$43
3666779	60" Solid Wheel Cover (Price shown is "per wheel")		\$52



The actuator selector makes it possible to quickly adjust the working width and windrow width from the tractor seat.



**1 YEAR MACHINE** *Warranty*

# RHINOAG

# REVOLUTION DUAL-FOLD (RDF)

## STANDARD EQUIPMENT & SPECIFICATIONS

Model	RDF12	RDF14	RDF16
Number of Rake Wheels:	12	14	16
Size of Rake Wheels:	55" or 60"	55" or 60"	55" or 60"
Tine Diameter:	55" 60"	7mm 7.5mm	7mm 7.5mm
Number of Tines Per Wheel:	40	40	40
Man Adjustable Windrow:	3' - 6'	3' - 6'	3' - 6'
Working Width:	25'	28' 6"	30' 10"
Operating Speed (MPH):	5-14	5-14	5-14
Min HP Required:	30	40	40
Tire Size:	205/75/15	205/75/15	205/75/15
Number of Tires:	4	6	6
Transport Width:	8' 4"	8' 4"	8' 4"
Transport Length:	24' 8"	32' 8"	32' 8"
Transport Height:	6' 4"	6' 4"	6' 4"
Light Kit & Safety Tow Chain:	Std	Std	Std

HEAVY-DUTY  
PULL-TYPE  
WHEEL RAKES



Unit shown with extra equipment.



Center wheel kit shown.

## ORDERING SECTION

CATALOG NUMBER	MODEL	DESCRIPTION	APPROX SHIPPING WEIGHT (LBS)	LIST PRICE (\$US)
<b>RDF12</b>				
RDF1255	RDF12 Dual-Fold Rake w/ 12 - 55" Rake Wheels		3,864	\$15,892
RDF1260	RDF12 Dual-Fold Rake w/ 12 - 60" Rake Wheels		3,900	\$16,203
<b>RDF14</b>				
RDF1455	RDF14 Dual-Fold Rake w/ 14 - 55" Rake Wheels		5,048	\$19,028
RDF1460	RDF14 Dual-Fold Rake w/ 14 - 60" Rake Wheels		5,090	\$19,442
<b>RDF16</b>				
RDF1655	RDF16 Dual-Fold Rake w/ 16 - 55" Rake Wheels		5,282	\$19,924
RDF1660	RDF16 Dual-Fold Rake w/ 16 - 60" Rake Wheels		5,330	\$20,390

## EXTRA EQUIPMENT

3660440	Hydraulic Dual Center Kicker Wheel Kit RDF12, RDF14, RDF16			\$2,355
3660445	Transport Wheel Kit (Converts RDF12 from 4 to 6 wheels)			\$1,620
3660441	Rear Walking Tandem Wheel Kit (Added stability on uneven terrain)			\$1,683
3660442	Single Side Opening Kit (One sided raking)			\$1,180
3660443	Rear Hydraulic Opening Kit (RDF12 Windrow Adjustment)			\$1,714
3660444	Rear Hydraulic Opening Kit (RDF14/RDF16 Windrow Adjustment)			\$1,736
3660447	RDF1455 to RDF1655 Rake Conversion Kit			\$1,294
3660448	RDF1460 to RDF1660 Rake Conversion Kit			\$1,397
3666778	Solid Wheel Cover for 44" Dual Center Kicker Wheel (Price Shown is "per wheel")			\$31
3666777	55" Solid Wheel Cover (Price shown is "per wheel")			\$43
3666779	60" Solid Wheel Cover (Price shown is "per wheel")			\$52

# RHINOAG

1 YEAR MACHINE *Warranty*

*New!* **ACG10**  
Accumagrapple



#### STANDARD EQUIPMENT & SPECIFICATIONS

Capacity:	10 Bales 40 lbs ea. (typical grass hay) Max of 39" x 14" x 18"
Height:	30"
Width:	88"
Length:	83"
Weight:	790 lbs
Hydraulic Cylinder:	2" x 8"
Hydraulic Requirements:	Double Acting Remote
Number of Grapple Hooks:	24
Hydraulic Hose:	3/8" Fitting 2,500 psi
Frame:	Fully Welded
Paint:	Plasticoat Finish

#### ORDERING SECTION

CATALOG NUMBER	DESCRIPTION	LIST PRICE (\$US)
<b>ACG10</b>		
ACG10-SSM	Rhino Accumagrapple w/ Skid Steer Mount and Hoses	\$6,495
ACG10-GEM	Rhino Accumagrapple w/ Global Euro Mount and Hoses	\$6,495

1 YEAR MACHINE *Warranty*

**RHINOAG**

*New!* **MBS456**  
Mega Bale Splitter



**STANDARD EQUIPMENT & SPECIFICATIONS**

Bale Size: (Round or Square)	4'x4', 4'x5', 4'x6' 5'x5', 5'x6', 6'x6'
Width:	89 3/4"
Open Height:	86 1/2"
Closed Height:	73 1/2"
Length:	44 1/2"
Hyd Cylinder:	2" - 4" x 30"
Hydraulic Hose:	3/8" Fitting 2,500 psi
Blade Cutting Force:	23,500 lbs
Paint:	Plasticoat Finish
Serrated Teeth:	5 - 3/8" x 14"
Material:	7 Ga & 3/16" tube
Weight:	1,300 lbs

**ORDERING SECTION**

CATALOG NUMBER	DESCRIPTION	LIST PRICE (\$US)
<b>MEGA BALE SPLITTER - MBS</b>		
MBS456-SSM	Mega Bale Splitter w/ Skid Steer Mount and Hoses	\$10,278
MBS456-GEM	Mega Bale Splitter w/ Global Euro Mount and Hoses	\$10,278



LEFT BLANK INTENTIONALLY  
**RHINOAG**

# PBU

## Bale Unroller

### STANDARD EQUIPMENT & SPECIFICATIONS

Model	BALE UNROLLER
Overall Height	25.56"
Overall Width	69.5"
Overall Length	66.16"
Hitch Type	STD, Q.H., CAT 1, CAT 2
Frame Tube Size	4" x 4" x 5/16"
Weight	326 lbs
Max Capacity	2000 lbs
HP Required	25 - 65
Bale Size	4' - 5' wide, up to 6' diameter
Cylinder Size	2 1/2" x 8"



### ORDERING SECTION

CATALOG NUMBER	MOUNT TYPE	DESCRIPTION	LIST PRICE (\$US)
<b>BALE UNROLLER</b>			
3PBU-1OR1	3 PT	Bale Unroller - Rhino Orange	\$1,550
3PBU-1GR1	3 PT	Bale Unroller - JD Green	\$1,550
3PBU-1OR2	3 PT	Bale Unroller - Kubota Orange	\$1,550
3PBU-1RD3	3 PT	Bale Unroller - MF Red	\$1,550
3PBU-1BL1	3 PT	Bale Unroller - NH Blue	\$1,550
3PBU-1BK1	3 PT	Bale Unroller - Black	\$1,550

FREIGHT DISCOUNTS ON PACKS OF 2 (See page 12 for details)



1 YEAR MACHINE *Warranty*



# Bale Spears

## STANDARD EQUIPMENT & SPECIFICATIONS

Model	PBS1	PBS2	BS1	BS2
Overall Height	25 3/4"	25 3/4"	21 3/16"	30"
Overall Width	26"	39"	45 5/16"	45 5/16"
Overall Depth	51"	51 3/4"	51"	51"
Spear Size	1.78"	1.78"	1.78"	1.78"
Usuable Spear Length	42 1/2"	42 1/2"	42 1/2"	42 1/2"
Weight	85 lbs	97 lbs	145 lbs	305 lbs
Spear Capacity	3500 Lbs @ 23 1/2"			
Attachment Method	3 Pt. Lift	3 Pt Lift	Skid Steer, Euro, or JD (John Deere Series 300, 400 & 500)	

## ORDERING SECTION

CATALOG NUMBER	MOUNT TYPE	DESCRIPTION	LIST PRICE (\$US)
<b>PBS</b>			
3PBS1-1BK1	3-PT, CAT 1	Single Probe Bale Spear - Black	\$389
3PBS2-1BK1	3-PT, CAT 1 & 2	Single Probe Bale Spear - Black	\$433
<b>BS1</b>			
BS1SS-1BK1	Skid Steer	Bale Spear - Black	\$713
BS1E-1BK1	Euro	Bale Spear - Black	\$803
BS1JD-1GR1	JD	Bale Spear - JD Green	\$780
<b>BS2</b>			
BS2SS-1BK1	Skid Steer	Dual Bale Spear - Black	\$835
BS2E-1BK1	Euro	Dual Bale Spear - Black	\$906
BS2JD-1GR1	JD	Dual Bale Spear - JD Green	\$893
<b>FREIGHT DISCOUNTS ON PACKS OF 6 (See page 12 for details)</b>			



# RHINOAG

**1 YEAR MACHINE** *Warranty*

# AGR

## UTILITY GRAPPLE

### STANDARD EQUIPMENT & SPECIFICATIONS

Model	AGR60	AGR72
Overall Depth	25" (closed)	25" (closed)
Overall Height	37 3/4"	37 3/4"
Overall Width	5'	6'
Useable Open Height	31"	31"
Useable Width (Inside End Plates)	5'	6'
Weight	372 lbs	409 lbs
Number of Teeth	5	5
Attachment Method	Universal Skid Steer Quick Attach, Euro or JD Mount (John Deere Series 300, 400 & 500)	
Max Tractor HP	40	40



**1 YEAR MACHINE** *Warranty*

**RHINOAG**

## AGR Continued

ORDERING SECTION				
CATALOG NUMBER	MODEL	MOUNT TYPE	DESCRIPTION	LIST PRICE (\$US)
<b>AGR60</b>				
AGR60SS-1OR1	AGR60	Skid Steer	AGR Series Grapple - Rhino Orange	\$2,040
AGR60SS-1RD3	AGR60	Skid Steer	AGR Series Grapple - MF Red	\$2,040
AGR60SS-1BK1	AGR60	Skid Steer	AGR Series Grapple - Black	\$2,040
AGR60SS-1GR1	AGR60	Skid Steer	AGR Series Grapple - JD Green	\$2,040
AGR60E-1OR1	AGR60	Euro	AGR Series Grapple - Rhino Orange	\$2,144
AGR60E-1RD3	AGR60	Euro	AGR Series Grapple - MF Red	\$2,144
AGR60E-1BK1	AGR60	Euro	AGR Series Grapple - Black	\$2,144
AGR60E-1GR1	AGR60	Euro	AGR Series Grapple - JD Green	\$2,144
AGR60JD-1GR1	AGR60	JD	AGR Series Grapple - JD Mount (John Deere Series 300, 400, & 500)	\$2,105
CATALOG NUMBER	MODEL	MOUNT TYPE	DESCRIPTION	LIST PRICE (\$US)
<b>AGR72</b>				
AGR72SS-1OR1	AGR72	Skid Steer	AGR Series Grapple - Rhino Orange	\$2,280
AGR72SS-1RD3	AGR72	Skid Steer	AGR Series Grapple - MF Red	\$2,280
AGR72SS-1BK1	AGR72	Skid Steer	AGR Series Grapple - Black	\$2,280
AGR72SS-1GR1	AGR72	Skid Steer	AGR Series Grapple - JD Green	\$2,280
AGR72E-1OR1	AGR72	Euro	AGR Series Grapple - Rhino Orange	\$2,380
AGR72E-1RD3	AGR72	Euro	AGR Series Grapple - MF Red	\$2,380
AGR72E-1BK1	AGR72	Euro	AGR Series Grapple - Black	\$2,380
AGR72E-1GR1	AGR72	Euro	AGR Series Grapple - JD Green	\$2,380
AGR72JD-1GR1	AGR72	JD	AGR Series Grapple - JD Mount (John Deere Series 300, 400, & 500)	\$2,341
<b>FREIGHT DISCOUNTS ON PACKS OF 2 (See page 12 for details)</b>				



**1 YEAR MACHINE** *Warranty*

# BRGR

## Heavy Duty - Brush Grapple

STANDARD EQUIPMENT & SPECIFICATIONS		
Model	BRGR72	BRGR84
Overall Depth	37 1/2"	37 1/2"
Overall Height	25 1/2"	25 1/2"
Overall Width	6'	7'
Useable Depth	28"	28"
Useable Open Height	46 1/2"	46 1/2"
Useable Width (Inside End Plates)	71"	83"
Roll Back Angle	13°	13°
Weight	702 lbs	787 lbs
Number of Teeth	8	10
Attachment Method	Universal Skid Steer Quick Attach	
Color	Black	Black

### ORDERING SECTION

CATALOG NUMBER	MODEL	DESCRIPTION	LIST PRICE (\$US)
BRGR			
BRGR72-1BK1	BRGR72	72" Brush Grapple	\$4,165
BRGR84-1BK1	BRGR84	84" Brush Grapple	\$4,457
FREIGHT DISCOUNTS ON PACKS OF 2 (See page 12 for details)			



1 YEAR MACHINE *Warranty*



# BGR

## Bucket Grapple

### STANDARD EQUIPMENT & SPECIFICATIONS

Model	BGR72	BGR72T	BGR84	BGR84T
Overall Depth	39 1/4"	39 1/4"	39 1/4"	39 1/4"
Overall Height	24"	24"	24"	24"
Overall Width	6'	6'	7'	7'
Useable Depth	33 3/4"	33 3/4"	33 3/4"	33 3/4"
Useable Open Height	45 1/2"	45 1/2"	45 1/2"	45 1/2"
Useable Width (Inside End Plates)	71"	71"	83"	83"
Roll Back Angle	20°	20°	20°	20°
Weight	827 lbs	907 lbs	903 lba	993 lbs
Number of Teeth	N/A	8	N/A	9
Attachment Method	Universal Skid Steer Quick Attach			
Color	Black	Black	Black	Black

### ORDERING SECTION

CATALOG NUMBER	MODEL	DESCRIPTION	LIST PRICE (\$US)
<b>72" Bucket Grapple</b>			
BGR72-1BK1	BGR72	72" Bucket Grapple w/o Teeth	\$4,595
BGR72T-1BK1	BGR72T	72" Bucket Grapple w/ Teeth	\$4,996
<b>84" Bucket Grapple</b>			
BGR84-1BK1	BGR84	84" Bucket Grapple w/o Teeth	\$4,860
BGR84T-1BK1	BGR84T	84" Bucket Grapple w/ Teeth	\$5,308
<b>FREIGHT DISCOUNTS ON PACKS OF 2 (See page 12 for details)</b>			



# RHINOAG

**1 YEAR MACHINE** *Warranty*

# PF SERIES

## Pallet Fork

STANDARD EQUIPMENT & SPECIFICATIONS			
Model	PF48SS	PF48E	PF48JD
Overall Height	41 3/8"		
Overall Width	45 5/16"		
Overall Depth	60 3/8"		
Fork Size	1 1/2" x 4"		
Fork Length	48"		
Fork Adjustable Width	Up to 44 3/8" - Increments of 4"		
Weight	387 lbs		
Max Capacity	4,400 lbs		
Attachment Method	Universal Skid Steer Quick Attach, Euro or JD Mount (John Deere Series 300, 400, & 500)		
Color	Black		

ORDERING SECTION			
CATALOG NUMBER	MOUNT TYPE	DESCRIPTION	LIST PRICE (\$US)
BRGR			
PF48SS-1BK1	Skid Steer	Pallet Fork, Skid Steer, 48"	\$1,238
PF48E-1BK1	Euro	Pallet Fork, Euro, 48"	\$1,294
PF48JD-1BK1	JD Mount	Pallet Fork, JD Mount, 48"(John Deere Series 300, 400, & 500)	\$1,281
FREIGHT DISCOUNTS ON PACKS OF 6 (See page 12 for details)			



**1 YEAR MACHINE** *Warranty*





LEFT BLANK INTENTIONALLY  
**RHINOAG**



# CONTACT INFORMATION

P: PHONE | F: FAX | E: EMAIL

## WHOLEGOODS

P: 800-221-2855 (Option 1)  
F: 800-782-0126  
E: parts@rhinoag.com

## PARTS

P: 800-221-2855 (Option 1)  
F: 800-782-0126  
E: parts@rhinoag.com

## TECHNICAL SERVICE

P: 800-221-2855 (Option 4)  
F: 800-782-0126  
E: technical-service@rhinoag.com

## WARRANTY

P: 800-221-2855 (Option 5)  
E: kburdette@rhinoag.com

## CREDIT DEPT PHONE

P: 800-221-2855 (Option 6)  
F: 217-717-2753  
E: credit@rhinoag.com

## MARKETING

P: 217-402-3975  
E: aevans@rhinoag.com  
E: kmarkley@rhinoag.com

## LARGE ACCOUNTS

P: 217-714-3507  
E: jtrolinger@rhinoag.com

### Ask about our PARTNERED PROGRAMS



Contract # 052417-RHA



RHINO AND SERVIS ARE REGISTERED TRADEMARKS OF THE ALAMO GROUP INC.

