

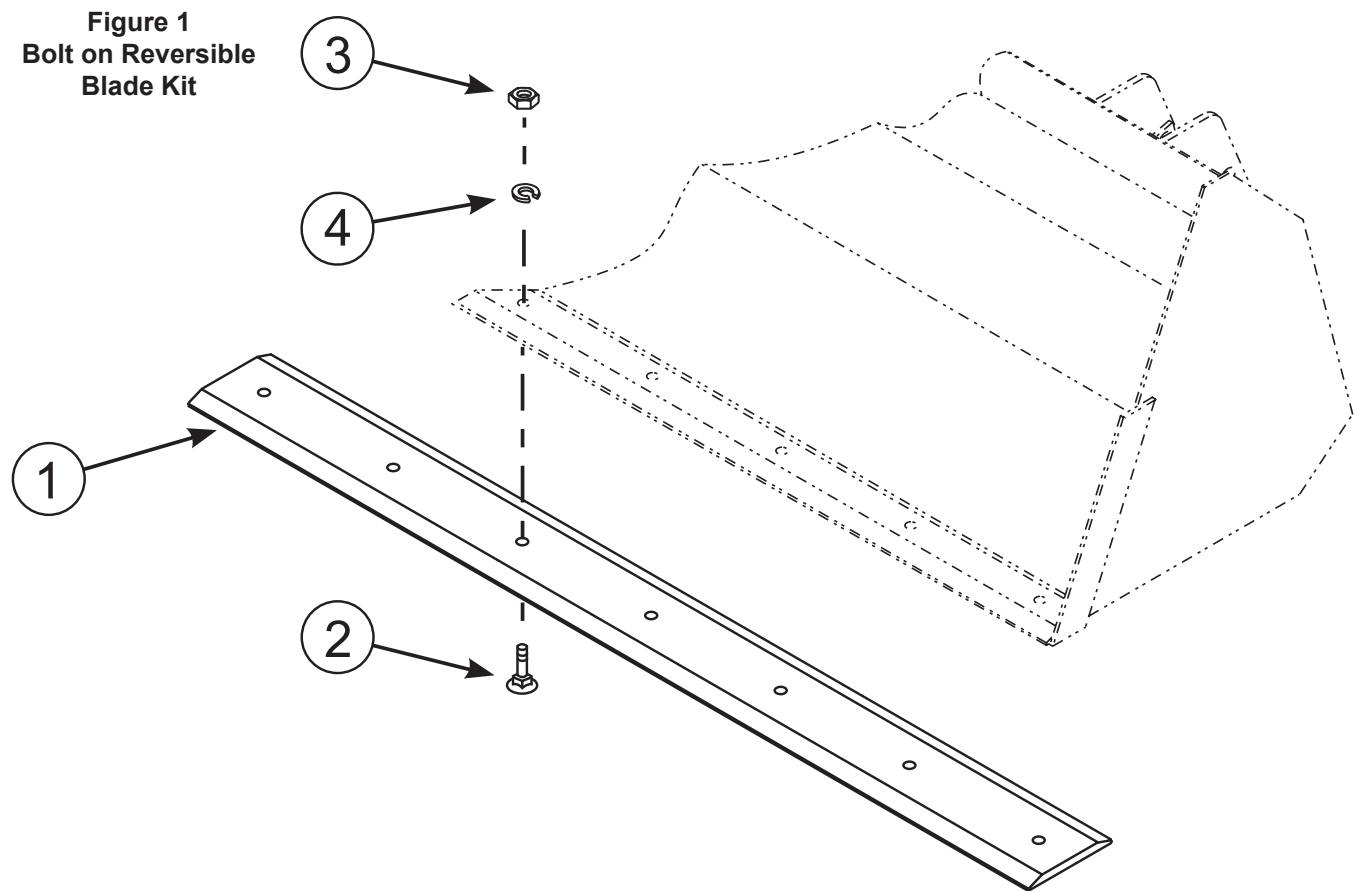
Keep With Operator's Manual

## BOLT ON REVERSIBLE BLADE KIT 72" & 84" HEAVY DUTY BUCKETS

**NOTE:** NOT COMPATIBLE WITH TOOTH BARS.

### INSTALLING BOLT ON REVERSIBLE BLADE

Install blade (1) using 3/4 x 2-1/4 plow bolts (2), 3/4 lock-washers (4) and 3/4 nuts. Blade can be reversed as the leading edge wears down.



### PARTS LIST - BOLT ON REVERSIBLE BLADE KIT

Item	Part No.	Description	Qty.
1	*	72" BOLT ON REVERSIBLE BLADE	1
	*	84" BOLT ON REVERSIBLE BLADE	1
2	MT466715	PLOW BOLT, 3/4 x 2-1/4	-
3	MT418368	NUT, 3/4-10	-
4	MT418378	WASHER, Lock, 3/4	-





\* Not sold as repair part.

2-6950-88

2-6951-88

## GENERAL TORQUE SPECIFICATIONS

USE THE FOLLOWING TORQUES WHEN SPECIAL TORQUES ARE NOT GIVEN

AMERICAN STANDARD CAP SCREWS									METRIC CAP SCREWS								
SAE Grade	5				8				Metric Class	8.8				10.9			
Typical Grade ID Markings on Head									Typical Grade ID Markings on Head								
Cap Screw	TORQUE				TORQUE				Cap Screw	TORQUE				TORQUE			
Size	FT-LBS		N-m		FT-LBS		N-m		Size	FT-LBS		N-m		FT-LBS		N-m	
Inches	MIN	MAX	MIN	MAX	MIN	MAX	MIN	MAX	Millimeters	MIN	MAX	MIN	MAX	MIN	MAX	MIN	MAX
1/4-20	6.25	7.25	8.5	10	8.25	9.5	11	13	M6 x 1.00	6	8	8	11	9	11	12	15
1/4-28	8	9	11	12	10.5	12	14	16	M8 x 1.25	16	20	21.5	27	23	27	31	36.5
5/16-18	14	15	19	20	18.5	20	25	27	M10 x 1.50	29	35	39	47	42	52	57	70
5/16-24	17.5	19	23	26	23	25	31	34	M12 x 1.75	52	62	70	84	75	91	102	123
3/8-16	26	28	35	38	35	37	47.5	50	M14 x 2.00	85	103	115	139	120	146	163	198
3/8-24	31	34	42	46	41	45	55.5	61	M16 x 2.50	130	158	176	214	176	216	238	293
7/16-14	41	45	55.5	61	55	60	74.5	81	M18 x 2.50	172	210	233	284	240	294	325	398
7/16-20	51	55	69	74.5	68	75	92	102	M20 x 2.50	274	301	335	408	343	426	465	577
1/2-13	65	72	88	97.5	86	96	116	130	M22 x 2.50	332	404	450	547	472	576	639	780
1/2-20	76	84	103	114	102	112	138	152	M24 x 3.00	423	517	573	700	599	732	812	992
9/16-12	95	105	129	142	127	140	172	190	M27 x 3.00	637	779	863	1055	898	1098	1217	1488
9/16-18	111	123	150	167	148	164	200	222	M30 x 3.00	872	1066	1181	1444	1224	1496	1658	2027
5/8-11	126	139	171	188	168	185	228	251	<p><b>NOTE:</b> These values apply to fasteners as received from the supplier, dry or when lubricated with normal engine oil. They do not apply if special graphite or molydisulphide greases or other extreme pressure lubricants are used.</p>								
5/8-18	152	168	206	228	203	224	275	304									
3/4-10	238	262	322	355	318	350	431	474									
3/4-16	274	305	371	409	365	402	495	544									
7/8-9	350	386	474	523	466	515	631	698									
7/8-14	407	448	551	607	543	597	736	809									
1-8	537	592	728	802	716	790	970	1070									
1-14	670	740	908	1003	894	987	1211	1337									