



PRODUCT BULLETIN



1020 S. SANGAMON AVE
GIBSON CITY, IL 60936
PH: 800-221-2855 (OPT 3)
FAX: 877-408-3298



TO: Rhino Dealerships

DATE: May 12, 2016

SUBJECT: New Laminated Tire (6.5x14x25.5)
For all Flex-Wings, excluding TS12

PRUODUCT
BULLETIN: FW-05-12-16

Rhino now offers a 25.5" laminated tire assembly. That's **27% larger** than our current offering! It's now available on all models of Flex-Wings except the TS12. We will continue to offer the 20" laminated tire assembly on the 2150, 3100, 3150, 4105, 4150, & 4155. We have already uploaded this new selection into the **Build Your Rhino** website and stock is on hand ready to ship. This new tire makes a strong visual impression. Check out the pictures below.

Best Regards,

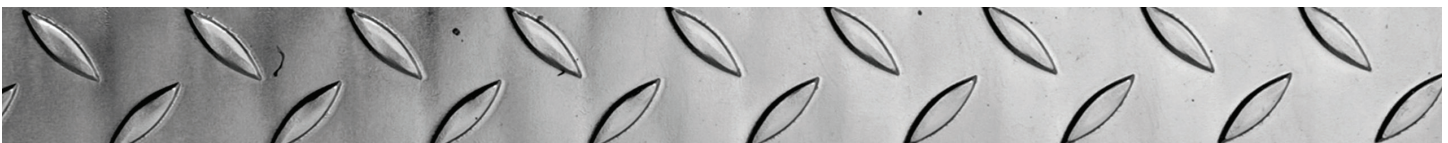
Lyndon Dittus
Product Manager/
Customer Service Manager



25.5" vs. 20"



3150 equipped with 25.5" Laminated



2150

Medium-Duty Flex-Wing Rotary Cutter




Unit shown with extra equipment.

5 YEAR LIMITED GEARBOX WARRANTY!

*Cutting Height dependent on Tire Size.

**Gearbox power rating based on actual field performance.



STANDARD EQUIPMENT & SPECIFICATIONS	
Cutting Width:	180"
Transport Width:*	116"
Transport Height:	75"
Overall Width:*	187"
Overall Length:*	172"
Cutting Height:*	2" - 14"
Height Adjustment:	Hydraulic Cylinder
Jack Stand:	Std
Hitch:	Clevis
Blade Carrier: (Patent Pending)	Infinity 
Blades:	1/2" x 4" Parallel Lift
Blade Overlap:	6"
HP Required:	50
Gearbox Rating: **	
Divider	160 HP
Center & Wing	130 HP
Gearbox Oil (85W-140):	Factory Filled
Output Shaft Dia:	2"
Blade Tip Speed:	
Center 540 RPM	14861 FPM
1000 RPM	15570 FPM
Wing 540 RPM	14861 FPM
1000 RPM	15776 FPM
Cutting Capacity:	2 1/2"
Driveline Size:	
Main	CAT 5 CV
Wing	CAT 4
Driveline Protection:	Slip Clutch
Deck Thickness:	10 Ga
Center	10 Ga (Top), 7 Ga (Bottom)
Wing	10 Ga (Top & Bottom)
Side Skirt:	1/4" x 12 3/8"
Tire Selections:	See Group 4
Wing Lift:	Mechanical Level Lift
Wing Flex (Degrees):	25° Down, 87° Up, 45° Operational
Weight (Approx):	4290 lbs (w/ Single Chains & 6 Rhino Trax Tires)
Tongue Weight:	1430 lbs
Safety Tow Chain:	Std
LED Light Kit:	Std
Safety Deflectors:	See Group 5

ORDERING SECTION		
To order complete machine, select one item each from groups 1 - 5. Order special paint & extra equipment as needed.		
CATALOG NUMBER	DESCRIPTION	LIST PRICE (\$US)
GROUP 1. BASE UNIT - 2150		
2150N5403	2150 Flex-Wing Cutter, 540 RPM	\$12,800
2150R5403	2150 Flex-Wing Cutter, 540 RPM w/ Deck Rings	\$13,250
2150N1003	2150 Flex-Wing Cutter, 1000 RPM	\$12,800
2150R1003	2150 Flex-Wing Cutter, 1000 RPM w/ Deck Rings	\$13,250
GROUP 3. DRIVELINE SELECTION - 2150		
00779504	540 RPM w/ 1 3/8" - 6 Spline Driveline	\$1,045
00785545	1000 RPM w/ 1 3/8" - 21 Spline Driveline	\$1,045
GROUP 4. TIRE & WHEEL SELECTION - 2150 (INCLUDES 00790303 HUB & SPINDLE BUNDLE)		
00791365	Rhino Trax Foam Filled 25.6" x 7" x 18"	
	4 Tires (2 Center, 2 Wing)	\$1,500
	6 Tires (4 Center, 2 Wing)	\$2,250
	8 Tires (4 Center, 4 Wing)	\$3,000
00787512	Foam Filled 21" x 7" x 12"	
	4 Tires (2 Center, 2 Wing)	\$1,256
	6 Tires (4 Center, 2 Wing)	\$1,884
	8 Tires (4 Center, 4 Wing)	\$2,512
00025200	Laminated 6" x 9" x 20"	
	4 Tires (2 Center, 2 Wing)	\$932
	6 Tires (4 Center, 2 Wing)	\$1,398
	8 Tires (4 Center, 4 Wing)	\$1,864
00791863	Laminated 6.5" x 14" x 25.5" NEW	
	4 Tires (2 Center, 2 Wing)	\$1,020
	6 Tires (4 Center, 2 Wing)	\$1,530
	8 Tires (4 Center, 4 Wing)	\$2,040
00791638	Pneumatic 25.5" x 8" x 14"	
	4 Tires (2 Center, 2 Wing)	\$1,240
	6 Tires (4 Center, 2 Wing)	\$1,860
	8 Tires (4 Center, 4 Wing)	\$2,480

2150 Continued


CATALOG NUMBER	DESCRIPTION	LIST PRICE (\$US)
GROUP 5. GUARDING SELECTION - 2150		
00790576	Rubber Deflectors	\$582
00790577	Single Chain Guards	\$1,443
00790578	Front Chain Guard & Rear Deflectors	\$1,250
EXTRA EQUIPMENT - 2150		
00791628	Round Pan Blade Carrier (Price shown is for quantity of 1. Order quantity of 3 for 2150 applications.)	\$235 Each
00787326	Hydraulic Splitter Kit (Plumbs both wings to 1 tractor remote valve)	\$26
SPECIAL PAINT COLOR SELECTION (RHINO ORANGE IS STANDARD)		
00787653	JD Green	\$150
00787654	Kubota Orange	\$150
00787655	Case IH Red	\$150
00787656	MF Ferguson Red	\$150
00787657	NH Blue	\$150
	Extreme Service Paint	\$150
CONTAINER FEES - INTERNATIONAL SHIPMENTS		
00888891	Container Processing Fee (Each Unit is Processed to Accommodate Loading)	\$410 Net
00888892	Container Loading Fee (Single Charge per Container Load)	\$256 Net



3100

Medium-Duty Offset Flex-Wing Rotary Cutter

STANDARD EQUIPMENT & SPECIFICATIONS

Cutting Width:	126"
Transport Width:*	88"
Transport Height:*	80"
Overall Width:*	133"
Overall Length:*	176"
Cutting Height:*	2" - 14"
Height Adjustment:	Hydraulic Cylinder
Jack Stand:	Std
Hitch:	Pull
Blade Carrier: (Patent Pending)	Infinity 
Blades:	1/2" x 4" Parallel Lift
Blade Overlap:	6"
HP Required:	50
Gearbox Rating: **	
Divider	160 HP
Center & Wing	110 HP
Gearbox Oil (85W-140):	Factory Filled
Output Shaft Dia:	2"
Blade Tip Speed:	
Center 540 RPM	14861 FPM
1000 RPM	15570 FPM
Wing 540 RPM	14861 FPM
1000 RPM	15776 FPM
Cutting Capacity:	3"
Driveline Size:	
Main	CAT 4 CV
Wing	CAT 4
Driveline Protection:	Slip Clutch
Deck Thickness:	10 Ga
Side Skirt:	1/4" x 9 5/8"
Tires & Wheels:	See Group 4
Wing Lift Hydraulics:	Std
Wing Flex (Degrees):	90° Up / 25° Dn
Safety Tow Chain:	Std
LED Light Kit:	Std
Safety Deflectors:	See Group 5
* Dependent on tire size	
** Gearbox rating based on field performance	



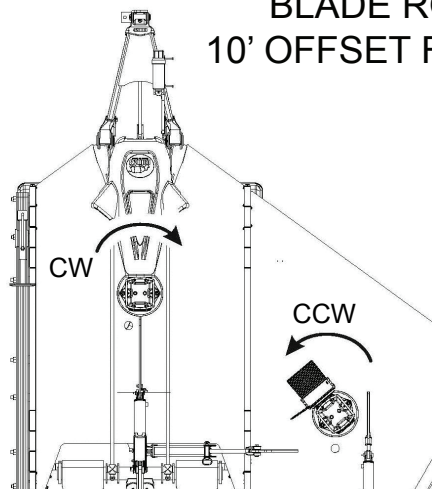
Unit shown with extra equipment.

Double chain guards are highly recommended if the intended use is for highway, right of way, parks, green-belt mowing, and all other applications where humans, dwellings, vehicles, or livestock could be within 300 feet of the mower.

6 YEAR LIMITED GEARBOX WARRANTY! INCLUDING 2 YEARS ON SEALS!

Blade Rotation for offset Flex-Wing Rotary Cutters have been designed to move cut material toward the wing for highway mowing purposes.

BLADE ROTATION 10' OFFSET FLEX-WINGS



ORDERING SECTION		
To order complete machine, select one item each from groups 1 - 5. Order walking axle, special paint, and extra equipment as needed.		
CATALOG NUMBER	DESCRIPTION	LIST PRICE (\$US)
GROUP 1. BASE UNIT - 3100		
3100N5403	3100 Offset Flex-Wing Cutter, 540 RPM	\$13,414
3100R5403	3100 Offset Flex-Wing Cutter, 540 RPM w/ Deck Rings	\$13,687
3100N1003	3100 Offset Flex-Wing Cutter, 1000 RPM	\$13,414
3100R1003	3100 Offset Flex-Wing Cutter, 1000 RPM w/ Deck Rings	\$13,687
GROUP 2. HITCH SELECTION - 3100		
00791558	Std Pivoting Hitch	\$270
00791652	Pintle Hitch (Does NOT Include Tractor Half)	\$270
00791728	Precision Hitch (Attaches to Tractor Drawbar)	\$979
GROUP 3. DRIVELINE SELECTION - 3100		
00791763	540 RPM w/ 1 3/8" - 6 Spline Driveline	\$1,045
00791764	1000 RPM w/ 1 3/8" - 21 Spline Driveline	\$1,045
00791373	1000 RPM w/ 1 3/4" - 20 Spline Driveline	\$1,199
GROUP 4. TIRE & WHEEL SELECTION - 3100 (INCLUDES 00790303 HUB & SPINDLE BUNDLE)		
00791635	Rhino Trax Foam Filled 25.6" x 7" x 18"	
	5 Tires (4 Center, 1 Wing)	\$1,875
	6 Tires (4 Center, 2 Wing)	\$2,250
00787512	Foam Filled 21" x 7" x 12"	
	5 Tires (4 Center, 1 Wing)	\$1,570
	6 Tires (4 Center, 2 Wing)	\$1,884
00788719	Foam Filled 25.5" x 8" x 14"	
	5 Tires (4 Center, 1 Wing)	\$1,165
	6 Tires (4 Center, 2 Wing)	\$1,398
00025200	Laminated 6" x 9" x 20"	
	5 Tires (4 Center, 1 Wing)	\$1,165
	6 Tires (4 Center, 2 Wing)	\$1,398
00791863	Laminated 6.5" x 14" x 25.5" <i>NEW</i>	
	5 Tires (4 Center, 1 Wing)	\$1,275
	6 Tires (4 Center, 2 Wing)	\$1,530
00791638	Pneumatic 25.5" x 8" x 14"	
	5 Tires (4 Center, 1 Wing)	1,550
	6 Tires (4 Center, 2 Wing)	1,860
GROUP 5. GUARDING SELECTION - 3100		
00791586	Rubber Deflectors	\$445
00791526	Single Chain Guards	\$1,250
00791527	Double Chain Guards	\$1,765



3100 Continued

CATALOG NUMBER	DESCRIPTION	LIST PRICE (\$US)
WALKING AXLE OPTION		
00791673	Center Walking Axle Only (Select 5 or 6 Tire Option)	\$750
00791674	Center & Wing Walking Axle (Select 6 Tire Option)	\$1,125
SPECIAL PAINT COLOR SELECTION - RHINO ORANGE IS STANDARD		
00787653	JD Green	\$150
00787654	Kubota Orange	\$150
00787655	Case IH Red	\$150
00787656	MF Red	\$150
00787657	NH Blue	\$150
EXTRA EQUIPMENT		
00791628	Round Pan Blade Carrier (Price shown is for quantity of 1. Order quantity of 2 for 3100 applications.)	\$235
CONTAINER FEES - INTERNATIONAL SHIPMENTS		
00888891	Container Processing Fee (Each Unit is Processed to Accommodate Loading)	\$410 Net
00888892	Container Loading Fee (Single Charge per Container Load)	\$256 Net



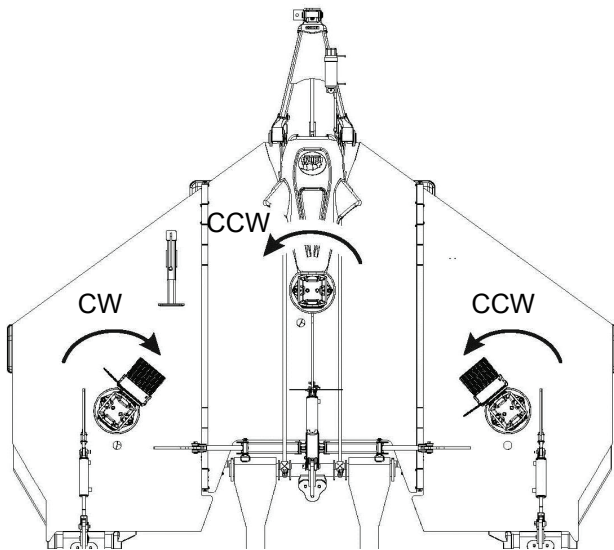
3150 Medium-Duty Flex-Wing Rotary Cutter




Unit shown with extra equipment.

Double chain guards are highly recommended if the intended use is for highway, right of way, parks, green-belt mowing, and all other applications where humans, dwellings, vehicles, or livestock could be within 300 feet of the mower.

**6 YEAR LIMITED GEARBOX WARRANTY!
INCLUDING 2 YEARS ON SEALS!**



**BLADE ROTATION
15' FLEX-WINGS**

STANDARD EQUIPMENT & SPECIFICATIONS	
Cutting Width:	180"
Transport Width:*	96"
Transport Height:*	80"
Overall Width:*	187"
Overall Length:*	176"
Cutting Height:*	2" - 14"
Height Adjustment:	Hydraulic Cylinder
Jack Stand:	Std
Hitch:	Pull
Blade Carrier: (Patent Pending)	Infinity 
Blades:	1/2" x 4" Parallel Lift
Blade Overlap:	6"
PTO HP Required:	50
Gearbox Rating: **	
Divider	160 HP
Center & Wing	130 HP
Gearbox Oil (85W-140):	Factory Filled
Output Shaft Diameter:	2"
Blade Tip Speed:	
Center 540 RPM	14861 FPM
1000 RPM	15570 FPM
Wing 540 RPM	14861 FPM
1000 RPM	15776 FPM
Cutting Capacity:	3"
Driveline Size:	
Main	CAT 4 CV
Wing	CAT 4
Driveline Protection:	Slip Clutch
Deck Thickness:	10 Ga
Side Skirt:	1/4"
Tires & Wheels:	See Group 4
Wing Lift Hydraulics:	Std
Wing Flex (Degrees):	90° Up / 25° Dn
Safety Tow Chain:	Std
LED Light Kit:	Std
Safety Deflectors:	See Group 5
Tongue Weight:	1610 lbs
Weight (Approx):	5190 lbs
* Dependent on Tire Size	
** Gearbox rating based on Field Performance.	

ORDERING SECTION		
To order complete machine, select one item each each from groups 1 - 5. Order walking axle, special paint, and extra equipment as needed.		
CATALOG NUMBER	DESCRIPTION	LIST PRICE (\$US)
GROUP 1. BASE UNIT - 3150		
3150N5403	3150 Flex-Wing Cutter, 540 RPM	\$14,706
3150R5403	3150 Flex-Wing Cutter, 540 RPM w/ Deck Rings	\$15,018
3150N1003	3150 Flex-Wing Cutter, 1000 RPM	\$14,706
3150R1003	3150 Flex-Wing Cutter, 1000 RPM w/ Deck Rings	\$15,018
GROUP 2. HITCH SELECTION - 3150		
00791558	Std Pivoting Hitch	\$270
00791652	Pintle Hitch (Does NOT Include Tractor Half)	\$270
00791728	Precision Hitch (Attaches to Tractor Drawbar)	\$979
GROUP 3. DRIVELINE SELECTION - 3150		
00791763	540 RPM w/ 1 3/8" - 6 Spline Driveline	\$1,045
00791764	1000 RPM w/ 1 3/8" - 21 Spline Driveline	\$1,045
00791373	1000 RPM w/ 1 3/4" - 20 Spline Driveline	\$1,199
GROUP 4. TIRE & WHEEL SELECTION - 3150 (INCLUDES 00790303 HUB & SPINDLE BUNDLE)		
00791365	Rhino Trax Foam Filled 25.6" x 7" x 18"	
	6 Tires (4 Center, 2 Wing)	\$2,250
	8 Tires (4 Center, 4 Wing)	\$3,000
00787512	Foam Filled 21" x 7" x 12"	
	6 Tires (4 Center, 2 Wing)	\$1,884
	8 Tires (4 Center, 4 Wing)	\$2,512
00788719	Foam Filled 25.5" x 8" x 14"	
	6 Tires (4 Center, 2 Wing)	\$2,352
	8 Tires (4 Center, 4 Wing)	\$3,136
00025200	Laminated 6" x 9" x 20"	
	6 Tires (4 Center, 2 Wing)	\$1,398
	8 Tires (4 Center, 4 Wing)	\$1,864
00791863	Laminated 6.5" x 14" x 25.5" <i>NEW</i>	
	6 Tires (4 Center, 2 Wing)	\$1,530
	8 Tires (4 Center, 4 Wing)	\$2,040
00791638	Pneumatic 25.5" x 8" x 14"	
	6 Tires (4 Center, 2 Wing)	\$1,860
	8 Tires (4 Center, 4 Wing)	\$2,480
GROUP 5. GUARDING SELECTION - 3150		
00791587	Rubber Deflectors	\$582
00791528	Single Chain Guards	\$1,443
00791529	Double Chain Guards	\$2,067




3150 Continued

CATALOG NUMBER	DESCRIPTION	LIST PRICE (\$US)
WALKING AXLE OPTION		
00791673	Center Walking Axle Only (Select 6 or 8 Tire Option)	\$750
00791675	Center & Wing Walking Axle (Select 8 Tire Option)	\$1,500
SPECIAL PAINT COLOR SELECTION (RHINO ORANGE IS STANDARD)		
00787653	JD Green	\$150
00787654	Kubota Orange	\$150
00787655	Case IH Red	\$150
00787656	MF Red	\$150
00787657	NH Blue	\$150
EXTRA EQUIPMENT		
00787326	Hydraulic Splitter Kit (Plumbs both wings to 1 tractor remote valve)	\$26
00791628	Round Pan Blade Carrier (Price shown is for quantity of 1. Order quantity of 3 for 3150 applications.)	\$235
CONTAINER FEES - INTERNATIONAL SHIPMENTS		
00888891	Container Processing Fee (Each Unit is Processed to Accommodate Loading)	\$410 Net
00888892	Container Loading Fee (Single Charge per Container Load)	\$256 Net

4105

“PRO” Heavy-Duty Offset Flex-Wing Rotary Cutter

STANDARD EQUIPMENT & SPECIFICATIONS

Cutting Width:	126"
Transport Width:*	88"
Transport Height:*	80"
Overall Width:*	133"
Overall Length:*	183"
Cutting Height:*	2" - 14"
Height Adjustment:	Hydraulic Cylinder
Jack Stand:	Std
Hitch:	Pull
Blade Carrier: (Patent Pending)	Infinity 
Blades:	1/2" x 4" Parallel Lift
Blade Overlap:	6"
HP Required:	60 PTO
Gearbox Rating:* *	
Divider	250 HP
Center & Wing	225 HP
Gearbox Oil (85W-140):	Factory Filled
Output Shaft Diameter:	3"
Blade Tip Speed:	
Center 540 RPM	16286 FPM
1000 RPM	16380 FPM
Wing 540 RPM	16422 FPM
1000 RPM	15983 FPM
Cutting Capacity:	4 1/2"
Driveline Size:	
Main	CAT 5 CV
Wing	CAT 5
Driveline Protection:	Slip Clutch
Deck Thickness:	7 Ga
Side Skirt:	1/4"
Wheel Hubs:	Service Free
Tires & Wheels:	See Group 4
Wing Lift Hydraulics:	Std
Wing Flex (Degrees):	90° Up/ 25° Dn
Safety Tow Chain:	Std
LED Light Kit:	Std
Safety Deflectors:	See Group 5
Weight (Approx):	5400 lbs
* Dependent on tire size	
** Gearbox rating based on Field Performance	

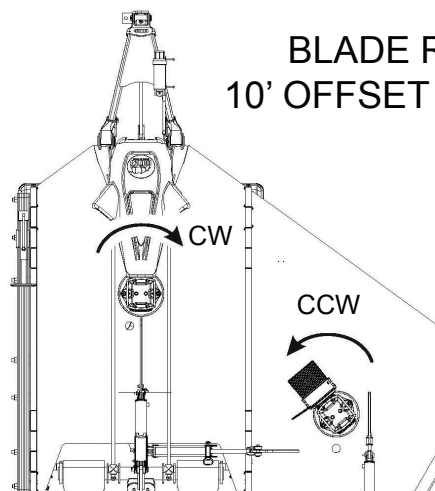


Unit shown with extra equipment.

Double chain guards are highly recommended if the intended use is for highway, right of way, parks, green-belt mowing, and all other applications where humans, dwellings, vehicles, or livestock could be within 300 feet of the mower.

Blade rotation on offset Flex-Wing cutters is designed to move cut material toward the wing for highway mowing applications.

**6 YEAR LIMITED GEARBOX WARRANTY -
INCLUDING 2 YEARS ON SEALS!
2 YEAR LIMITED DRIVELINE WARRANTY!**



4105 Continued

ORDERING SECTION		
To order complete machine, select one item each each from groups 1 - 5. Order walking axle, special paint, and extra equipment as needed.		
CATALOG NUMBER	DESCRIPTION	LIST PRICE (\$US)
GROUP 1. BASE UNIT - 4105		
4105N5403	4105 Flex-Wing Cutter, 540 RPM	\$16,910
4105R5403	4105 Flex-Wing Cutter, 540 RPM w/ Deck Rings	\$17,167
4105N1003	4105 Flex-Wing Cutter, 1000 RPM	\$16,910
4105R1003	4105 Flex-Wing Cutter, 1000 RPM w/ Deck Rings	\$17,167
GROUP 2. HITCH SELECTION - 4105		
00791558	Std Pivoting Hitch	\$270
00791652	Pintle Hitch (Does NOT Include Tractor Half)	\$270
00791728	Precision Hitch (Attaches to Tractor Drawbar)	\$979
GROUP 3. DRIVELINE SELECTION - 4105		
00791581	540 RPM w/ 1 3/8" - 6 Spline Driveline	\$1,143
00791582	1000 RPM w/ 1 3/8"- 21 Spline Driveline	\$1,143
00791583	1000 RPM w/ 1 3/4"- 20 Spline Driveline	\$1,199
GROUP 4. TIRE & WHEEL SELECTION - 4105 (INCLUDES 00790303 HUB & SPINDLE BUNDLE)		
00791365	Rhino Trax Foam Filled 25.6" x 7" x 18"	
	5 Tires (4 Center, 1 Wing)	\$1,875
	6 Tires (4 Center, 2 Wing)	\$2,250
00788719	Foam Filled 25.5" x 8" x 14"	
	5 Tires (4 Center, 1 Wing)	\$1,960
	6 Tires (4 Center, 2 Wing)	\$2,352
00025200	Laminated 6" x 9" x 20"	
	5 Tires (4 Center, 1 Wing)	\$1,165
	6 Tires (4 Center, 2 Wing)	\$1,398
00791863	Laminated 6.5" x 14" x 25.5" NEW	
	5 Tires (4 Center, 1 Wing)	\$1,275
	6 Tires (4 Center, 2 Wing)	\$1,530
00791638	Pneumatic 25.5" x 8" x 14"	
	5 Tires (4 Center, 1 Wing)	1,550
	6 Tires (4 Center, 2 Wing)	1,860
GROUP 5. GUARDING SECTION - 4105		
00791526	Single Chain Guards	\$1,250
00791527	Double Chain Guards	\$1,765



4105 Continued

CATALOG NUMBER	DESCRIPTION	LIST PRICE (\$US)
WALKING AXLE OPTION		
00791673	Center Walking Axle Only (Select 5 or 6 Tire Option)	\$750
00791674	Center & Wing Walking Axle (Select 6 Tire Option)	\$1,125
SPECIAL PAINT COLOR SELECTION (RHINO ORANGE IS STANDARD)		
00787653	JD Green	\$150
00787654	Kubota Orange	\$150
00787655	Case IH Red	\$150
00787656	MF Red	\$150
00787657	NH Blue	\$150
EXTRA EQUIPMENT		
00791628	Round Pan Blade Carrier (Price shown is for quantity of 1. Order quantity of 2 for 4105 applications.)	\$235
CONTAINER FEES - INTERNATIONAL SHIPMENTS		
00888891	Container Processing Fee (Each Unit is Processed to Accommodate Loading)	\$410 Net
00888892	Container Loading Fee (Single Charge per Container Load)	\$256 Net

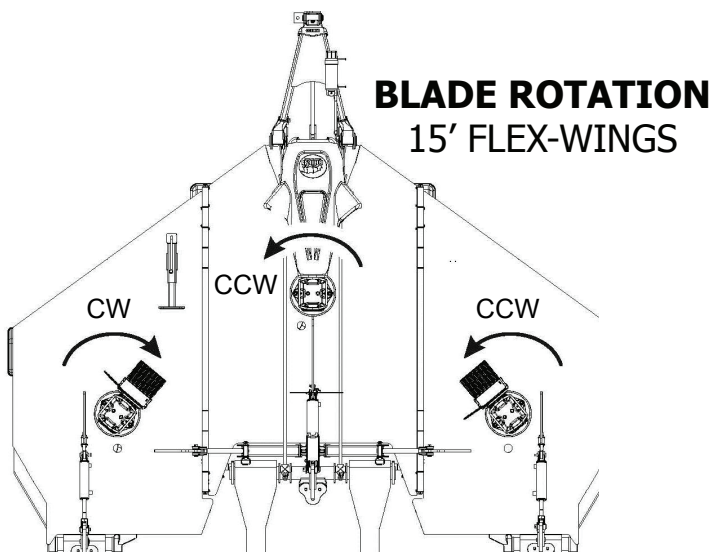
4150


“Ag” Heavy-Duty Flex-Wing Rotary Cutter



Unit shown with extra equipment.

Double Chain Guards are highly recommended if the intended use is for highway, right of way, parks, green-belt mowing, and all other applications where humans, dwellings, vehicles, or livestock could be within 300 feet of the mower.



STANDARD EQUIPMENT & SPECIFICATIONS	
Cutting Width:	180"
Transport Width:*	96"
Transport Height:*	80"
Overall Width:*	187"
Overall Length:*	183"
Cutting Height:*	2" - 14"
Height Adjustment:	Hydraulic Cylinder
Jack Stand:	Std
Hitch:	Pull
Blade Carrier: (Patent Pending)	Infinity 
Blades:	1/2" x 4" Parallel Lift
Blade Overlap:	6"
PTO HP Required:	60
Gearbox Rating:**	
Divider	250 HP
Center & Wing	225 HP
Gearbox Oil (85W-140):	Factory Filled
Output Shaft Dia:	3"
Blade Tip Speed:	
Center 540 RPM	16286 FPM
1000 RPM	16380 FPM
Wing 540 RPM	16422 FPM
1000 RPM	15983 FPM
Cutting Capacity:	4"
Driveline Size:	
Main	CAT 5 CV
Wing	CAT 4
Driveline Protection:	Slip Clutch
Deck Thickness:	7 Ga
Side Skirt:	1/4"
Tires & Wheels:	See Group 4
Wing Lift Hydraulics:	Std
Wing Flex (Degrees):	90° Up / 25° Dn
Safety Tow Chain:	Std
LED Light Kit:	Std
Safety Deflectors:	See Group 5
Tongue Weight:	1840 lbs
Weight (Approx):	5395 lbs
* Dependent on tire size	
** Gearbox Ratings Based on Field Performance	

**6 YEAR LIMITED GEARBOX WARRANTY -
INCLUDING 2 YEARS ON SEALS!
1 YEAR LIMITED DRIVELINE WARRANTY!**

ORDERING SECTION		
To order complete machine, select one item each each from groups 1 - 5. Order walking axle, special paint, and extra equipment as needed.		
CATALOG NUMBER	DESCRIPTION	LIST PRICE (\$US)
GROUP 1. BASE UNIT - 4150		
4150N5403	4150 Flex-Wing Cutter, 540 RPM	\$18,130
4150R5403	4150 Flex-Wing Cutter, 540 RPM w/ Deck Rings	\$18,434
4150N1003	4150 Flex-Wing Cutter, 1000 RPM	\$18,130
4150R1003	4150 Flex-Wing Cutter, 1000 RPM w/ Deck Rings	\$18,434
GROUP 2. HITCH SELECTION - 4150		
00791558	Std Pivoting Hitch	\$270
00791652	Pintle Hitch (Does NOT Include Tractor Half)	\$270
00791728	Precision Hitch (Attaches to Tractor Drawbar)	\$979
GROUP 3. DRIVELINE SELECTION - 4150		
00791578	540 RPM w/ 1 3/8" - 6 Spline Driveline	\$1,143
00791579	1000 RPM w/ 1 3/8"- 21 Spline Driveline	\$1,143
00791580	1000 RPM w/ 1 3/4"- 20 Spline Driveline	\$1,199
GROUP 4. TIRE & WHEEL SELECTION - 4150 (INCLUDES 00790303 HUB & SPINDLE BUNDLE)		
00791365	Rhino Trax Foam Filled 25.6" x 7" x 18"	
	6 Tires (4 Center, 2 Wings)	\$2,250
	8 Tires (4 Center, 4 Wings)	\$3,000
00788719	Foam Filled 25.5" x 8" x 14"	
	6 Tires (4 Center, 2 Wings)	\$2,352
	8 Tires (4 Center, 4 Wings)	\$3,136
00025200	Laminated 6" x 9" x 20"	
	6 Tires (4 Center, 2 Wings)	\$1,398
	8 Tires (4 Center, 4 Wing)	\$1,864
00791863	Laminated 6.5" x 14" x 25.5" <i>NEW</i>	
	6 Tires (4 Center, 2 Wing)	\$1,275
	8 Tires (4 Center, 4 Wing)	\$1,530
00791638	Pneumatic 25.5" x 8" x 14"	
	6 Tires (4 Center, 2 Wing)	\$1,860
	8 Tires (4 Center, 4 Wing)	\$2,480
GROUP 6. GUARDING SELECTION - 4150		
00791528	Single Chain Guards	\$1,443
00791529	Double Chain Guards	\$2,067



4150 Continued

CATALOG NUMBER	DESCRIPTION	LIST PRICE (\$US)
WALKING AXLE OPTION		
00791673	Center Walking Axle Only (Select 6 or 8 Tire Option)	\$750
00791675	Center & Wing Walking Axle (Select 8 Tire Option)	\$1,500
SPECIAL PAINT COLOR SELECTION - RHINO ORANGE IS STANDARD		
00787653	JD Green	\$150
00787654	Kubota Orange	\$150
00787655	Case IH Red	\$150
00787656	MF Red	\$150
00787657	NH Blue	\$150
EXTRA EQUIPMENT		
00787326	Hydraulic Splitter Kit (operates both wings from 1 tractor remote)	\$26
00791628	Round Pan Blade Carrier (Price shown is for quantity of 1. Order quantity of 3 for 4150 applications)	\$235
CONTAINER FEES - INTERNATIONAL SHIPMENTS		
00888891	Container Processing Fee (Each Unit is Processed to Accommodate Loading)	\$410 Net
00888892	Container Loading Fee (Single Charge per Container Load)	\$256 Net

4155


“PRO” Heavy-Duty Flex-Wing Rotary Cutter

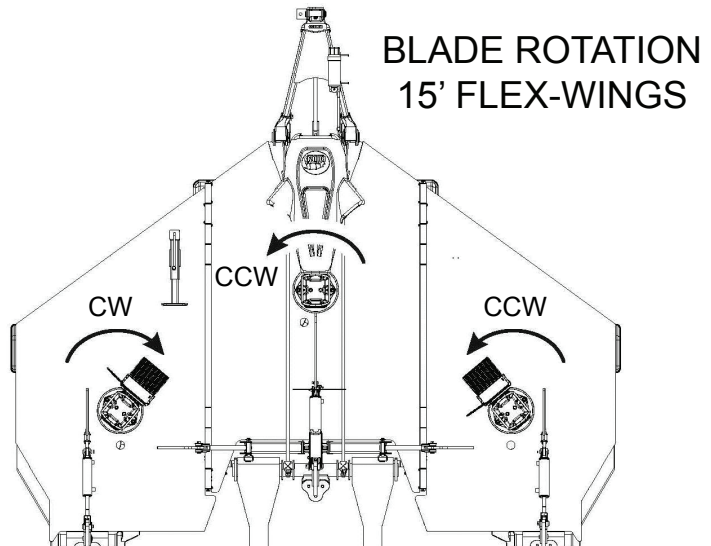


Unit shown with extra equipment.

Double chain guards are highly recommended if the intended use is for highway, right of way, parks, greenbelt mowing, and all other applications where humans, dwellings, vehicles, or livestock could be within 300 feet of the mower.

6 YEAR LIMITED GEARBOX WARRANTY - INCLUDING 2 YEARS ON SEALS!
2 YEAR LIMITED DRIVELINE WARRANTY!

STANDARD EQUIPMENT & SPECIFICATIONS	
Cutting Width:	180"
Transport Width:*	96"
Transport Height:*	80"
Overall Width:*	187"
Overall Length:*	183"
Cutting Height: *	2" - 14"
Height Adjustment:	Hydraulic Cylinder
Jack Stand:	Std
Hitch:	Pull
Blade Carrier: (Patent Pending)	Infinity 
Blades:	1/2" x 4" Parallel Lift
Blade Overlap:	6"
PTO HP Required:	60
Gearbox Rating:**	
Divider	250 HP
Center & Wing	225 HP
Gearbox Oil (85W-140):	Factory Filled
Output Shaft Dia.:	3"
Blade Tip Speed:	
Center 540 RPM	16286 FPM
1000 RPM	16380 FPM
Wing 540 RPM	16422 FPM
1000 RPM	15983 FPM
Cutting Capacity:	4 1/2"
Driveline Size:	"Lube 4 Life"
Main	CAT 5 CV
Wing	CAT 5
Driveline Protection:	Slip Clutch
Deck Thickness:	7 Ga
Side Skirt:	1/4"
Tires & Wheels:	See Group 4
Wing Lift Hydraulics:	Std
Wing Flex (Degrees):	90° Up / 25° Dn
Safety Tow Chain:	Std
Safety Deflectors:	See Group 5
LED Light Kit:	Std
Tongue Weight:	1870 lbs
Weight (Approx):	5455 lbs
* Dependent on tire size	
** Gearbox Ratings Based on Field Performance	





4155 Continued

ORDERING SECTION		
To order complete machine, select one item each from groups 1 - 5. Order walking axle, special paint, and extra equipment as needed.		
CATALOG NUMBER	DESCRIPTION	LIST PRICE (\$US)
GROUP 1. BASE UNIT - 4155		
4155N5403	4155 Flex-Wing Cutter, 540 RPM	\$20,047
4155R5403	4155 Flex-Wing Cutter, 540 RPM w/ Deck Rings	\$20,340
4155N1003	4155 Flex-Wing Cutter, 1000 RPM	\$20,047
4155R1003	4155 Flex-Wing Cutter, 1000 RPM w/ Deck Rings	\$20,340
GROUP 2. HITCH SELECTION - 4155		
00791558	Std Pivoting Hitch	\$270
00791652	Pintle Hitch (Does NOT Include Tractor Half)	\$270
00791728	Precision Hitch (Attaches to Tractor Drawbar)	\$979
GROUP 3. DRIVELINE SELECTION - 4155		
00791581	540 RPM w/ 1 3/8" - 6 Spline Driveline	\$1,143
00791582	1000 RPM w/ 1 3/8" - 21 Spline Driveline	\$1,143
00791583	1000 RPM w/ 1 3/4" - 20 Spline Driveline	\$1,199
GROUP 4. TIRE & WHEEL SELECTION - 4155 (INCLUDES 00790303 HUB & SPINDLE BUNDLE)		
00791365	Rhino Trax Foam Filled 25.6" x 7" x 18"	
	6 Tires (4 Center, 2 Wings)	\$2,250
	8 Tires (4 Center, 4 Wings)	\$3,000
00788719	Foam Filled 25.5" x 8" x 14"	
	6 Tires (4 Center, 2 Wings)	\$2,352
	8 Tires (4 Center, 4 Wings)	\$3,136
00025200	Laminated 6" x 9" x 20"	
	6 Tires (4 Center, 2 Wings)	\$1,398
	8 Tires (4 Center, 4 Wings)	\$1,864
00791863	Laminated 6.5" x 14" x 25.5" NEW	
	6 Tires (4 Center, 2 Wing)	\$1,530
	8 Tires (4 Center, 4 Wing)	\$2,040
00791638	Pneumatic 25.5" x 8" x 14"	
	6 Tires (4 Center, 2 Wing)	\$1,860
	8 Tires (4 Center, 4 Wing)	\$2,480
GROUP 5. GUARDING SELECTION - 4155		
00791528	Single Chain Guards	\$1,443
00791529	Double Chain Guards	\$2,067



4155 Continued

CATALOG NUMBER	DESCRIPTION	LIST PRICE (\$US)
WALKING AXLE OPTION		
00791673	Center Walking Axle Only (Select 6 or 8 Tire Option)	\$750
00791675	Center & Wing Walking Axle (Select 8 Tire Option)	\$1,500
SPECIAL PAINT COLOR SELECTION - RHINO ORANGE IS STANDARD		
00787653	JD Green	\$150
00787654	Kubota Orange	\$150
00787655	Case IH Red	\$150
00787656	MF Red	\$150
00787657	NH Blue	\$150
EXTRA EQUIPMENT		
00787326	Hydraulic Splitter Kit (operates both wings from 1 tractor remote)	\$26
00791628	Round Pan Blade Carrier (Price shown is for quantity of 1. Order quantity of 3 for 4155 applications.)	\$235
CONTAINER FEES - INTERNATIONAL SHIPMENTS		
00888891	Container Processing Fee (Each Unit is Processed to Accommodate Loading)	\$410 Net
00888892	Container Loading Fee (Single Charge per Container Load)	\$256 Net

5100

Heavy-Duty Offset Flex-Wing Rotary Cutter

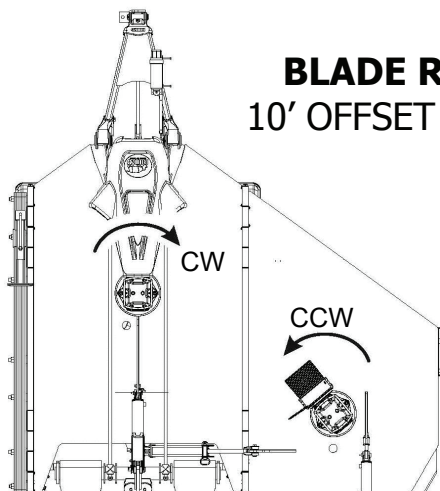



Unit shown with extra equipment.

Double chain guards are highly recommended if the intended use is for highway, right of way, parks, green-belt mowing, and all other applications where humans, dwellings, vehicles, or livestock could be within 300 feet of the mower.

Blade Rotation for offset Flex-Wing rotary cutters have been designed to move cut material toward the wing for highway mowing purposes.

6 YEAR LIMITED GEARBOX WARRANTY - INCLUDING 2 YEARS ON SEALS!
2 YEAR LIMITED DRIVELINE WARRANTY!



STANDARD EQUIPMENT & SPECIFICATIONS	
Cutting Width:	126"
Transport Width:	88"
Transport Height:*	80"
Overall Width:	133"
Overall Length:	187"
Cutting Height:	2" - 14"
Height Adjustment:	Hydraulic Cylinder
Jack Stand:	Std
Hitch:	Pull
Blade Carrier: (Patent Pending)	Infinity 
Blades:	1/2" x 5" Parallel Lift
Blade Overlap:	6"
HP Required:	70 PTO
Gearbox Rating:**	
	Divider 250 HP
	Center & Wing 225 HP
Gearbox Oil (85W-140):	Factory Filled
Output Shaft Diameter:	3"
Blade Tip Speed:	
	Center 540 RPM 13436 FPM
	1000 RPM 13704 FPM
	Wing 540 RPM 13169 FPM
	1000 RPM 13367 FPM
Cutting Capacity:	5"
Driveline Size:	
	Main CAT 6 CV
	Wing CAT 6
Driveline Protection:	Slip Clutch
Deck Thickness:	1/4"
Side Skirt:	1/4"
Tires & Wheels:	See Group 4
Wing Lift Hydraulics:	Std
Wing Flex (Degrees):	90° Up/ 25° Dn
Safety Tow Chain:	Std
LED Light Kit:	Std
Safety Deflectors:	See Group 5
* Cutting Height dependent on tire size	
** Gearbox rating based on Field Performance	



5100 Continued

ORDERING SECTION		
To order complete machine, select one item each from groups 1 - 5. Order walking axle, special paint, and extra equipment as needed.		
CATALOG NUMBER	DESCRIPTION	LIST PRICE (\$US)
GROUP 1. BASE UNIT - 5100		
5100N5403	5100 Flex-Wing Cutter, 540 RPM	\$19,511
5100R5403	5100 Flex-Wing Cutter, 540 RPM w/ Deck Rings	\$19,957
5100N1003	5100 Flex-Wing Cutter, 1000 RPM	\$19,511
5100R1003	5100 Flex-Wing Cutter, 1000 RPM w/ Deck Rings	\$19,957
GROUP 2. HITCH SELECTION - 5100		
00791558	Std Pivoting Hitch	\$270
00791652	Pintle Hitch (Does NOT Include Tractor Half)	\$270
00791728	Precision Hitch (Attaches to Tractor Drawbar)	\$979
GROUP 3. DRIVELINE SELECTION - 5100		
00791368	540 RPM w/ 1 3/8" - 6 Spline Driveline	\$1,143
00791369	1000 RPM w/ 1 3/8" - 21 Spline Driveline	\$1,143
00791370	1000 RPM w/ 1 3/4" - 20 Spline Driveline	\$1,199
GROUP 4. TIRE & WHEEL SELECTION - 5100 (INCLUDES 00787716 HUB & SPINDLE BUNDLE)		
00791365	Rhino Trax Foam Filled 25.6" x 7" x 18"	
	5 Tires (4 Center, 1 Wing)	\$1,875
	6 Tires (4 Center, 2 Wing)	\$2,250
00788719	Foam Filled 25.5" x 8" x 14"	
	5 Tires (4 Center, 1 Wing)	\$1,960
	6 Tires (4 Center, 2 Wing)	\$2,352
00791863	Laminated 6.5" x 14" x 25.5" <i>NEW</i>	
	5 Tires (4 Center, 1 Wing)	\$1,275
	6 Tires (4 Center, 2 Wing)	\$1,530
00791638	Pneumatic 25.5" x 8" x 14"	
	5 Tires (4 Center, 1 Wing)	1,550
	6 Tires (4 Center, 2 Wing)	1,860
GROUP 5. GUARDING SELECTION - 5100		
00791526	Single Chain Guards	\$1,250
00791527	Double Chain Guards	\$1,765



5100 Continued


CATALOG NUMBER	DESCRIPTION	LIST PRICE (\$US)
WALKING AXLE OPTION		
00791673	Center Walking Axle Only (Select 5 or 6 Tire Option)	\$750
00791674	Center & Wing Walking Axle (Select 6 Tire Option)	\$1,125
SPECIAL PAINT COLOR SELECTION (RHINO ORANGE IS STANDARD)		
00787653	JD Green	\$150
00787654	Kubota Orange	\$150
00787655	Case IH Red	\$150
00787656	MF Red	\$150
00787657	NH Blue	\$150
EXTRA EQUIPMENT		
00791628	Round Pan Blade Carrier (Price shown is for quantity of 1. Order quantity of 2 for 5100 applications.)	\$235
CONTAINER FEES - INTERNATIONAL SHIPMENTS		
00888891	Container Processing Fee (Each Unit is Processed to Accommodate Loading)	\$410 Net
00888892	Container Loading Fee (Single Charge per Container Load)	\$256 Net

5150

SUPER-Duty

Flex-Wing Rotary Cutter

STANDARD EQUIPMENT & SPECIFICATIONS

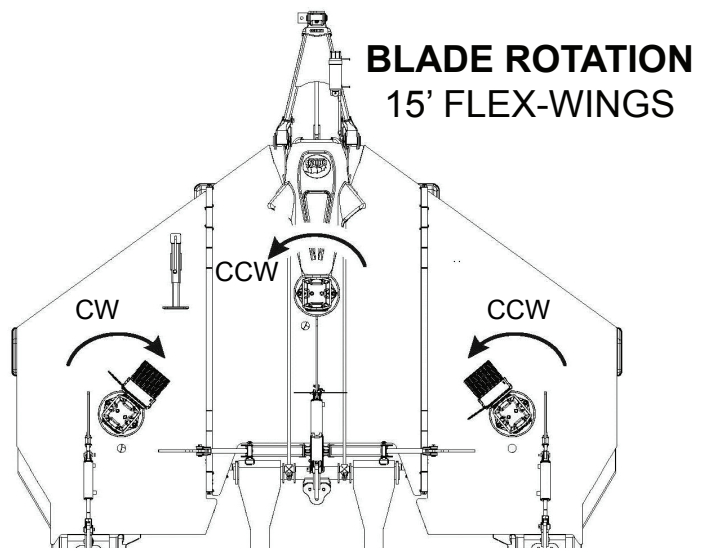
Cutting Width:	180"
Transport Width:*	96"
Transport Height:*	80"
Overall Width:*	187"
Overall Length:*	183"
Cutting Height:*	2" - 14"
Height Adjustment:	Hydraulic Cylinder
Jack Stand:	Std
Hitch:	Pull
Blade Carrier: (Patent Pending)	Infinity 
Blades:	1/2" x 5" Parallel Lift
Blade Overlap:	6"
PTO HP Required:	70
Gearbox Rating:**	
Divider	250 HP
Center & Wing	225 HP
Gearbox Oil (85W-140):	Factory Filled
Output Shaft Dia.:	3"
Blade Tip Speed:	
Center 540 RPM	13436 FPM
1000 RPM	13704 FPM
Wing 540 RPM	13169 FPM
1000 RPM	13367 FPM
Cutting Capacity:	5"
Driveline Size:	
Main	CAT 6 CV
Wing	CAT 6
Driveline Protection:	Slip Clutch
Deck Thickness:	1/4"
Side Skirt:	1/4"
Tires & Wheels:	See Group 4
Wing Lift Hydraulics:	Std
Wing Flex (Degrees):	90° Up / 25° Dn
Safety Tow Chain:	Std
LED Light Kit:	Std
Safety Deflectors:	See Group 5
Tongue Weight:	1970 lbs
Weight (Approx):	5635 lbs
* Cutting Height dependent on tire size	
** Gearbox Ratings Based on Field Performance	



Unit shown with extra equipment.

Double chain guards are highly recommended if the intended use is for highway, right of way, parks, greenbelt mowing, and all other applications where humans, dwellings, vehicles, or livestock could be within 300 feet of the mower.

6 YEAR LIMITED GEARBOX WARRANTY
INCLUDING 2 YEARS ON SEALS!
2 YEAR LIMITED DRIVELINE WARRANTY!





5150 Continued

ORDERING SECTION		
To order complete machine, select one item each from groups 1 - 5. Order walking axle, special paint, and extra equipment as needed.		
CATALOG NUMBER	DESCRIPTION	LIST PRICE (\$US)
GROUP 1. BASE UNIT - 5150		
5150N5403	5150 Flex-Wing Cutter, 540 RPM	\$23,990
5150R5403	5150 Flex-Wing Cutter, 540 RPM w/ Deck Rings	\$24,695
5150N1003	5150 Flex-Wing Cutter, 1000 RPM	\$23,990
5150R1003	5150 Flex-Wing Cutter, 1000 RPM w/ Deck Rings	\$24,695
GROUP 2. DRIVE SELECTION - 5150		
00791558	Std Pivoting Hitch	\$270
00791652	Pintle Hitch (Does NOT Include Tractor Half)	\$270
00791728	Precision Hitch (Attaches to Tractor Drawbar)	\$979
GROUP 3. DRIVELINE SELECTION - 5150		
00791368	540 RPM w/ 1 3/8" - 6 Spline Driveline	\$1,143
00791369	1000 RPM w/ 1 3/8" - 21 Spline Driveline	\$1,143
00791370	1000 RPM w/ 1 3/4" - 20 Spline Driveline	\$1,199
GROUP 4. TIRE & WHEEL SELECTION - 5150 (INCLUDES 00787716 HUB & SPINDLE BUNDLE)		
00791365	Rhino Trax Foam Filled 25.6" x 7" x 18"	
	6 Tires (4 Center, 2 Wings)	\$2,250
	8 Tires (4 Center, 4 Wings)	\$3,000
00788719	Foam Filled 25.5" x 8" x 14"	
	6 Tires (4 Center, 2 Wings)	\$2,352
	8 Tires (4 Center, 4 Wings)	\$3,136
00791863	Laminated 6.5" x 14" x 25.5" NEW	
	6 Tires (4 Center, 2 Wing)	\$1,530
	8 Tires (4 Center, 4 Wing)	\$2,040
00791638	Pneumatic 25.5" x 8" x 14"	
	6 Tires (4 Center, 2 Wing)	\$1,860
	8 Tires (4 Center, 4 Wing)	\$2,480
GROUP 5. GUARDING SELECTION - 5150		
00791528	Single Chain Guards	\$1,443
00791529	Double Chain Guards	\$2,067



5150 Continued

CATALOG NUMBER	DESCRIPTION	LIST PRICE (\$US)
WALKING AXLE OPTION		
00791673	Center Walking Axle Only (Select 6 or 8 Tire Option)	\$750
00791675	Center & Wing Walking Axle (Select 8 Tire Option)	\$1,500
SPECIAL PAINT COLOR SELECTION - RHINO ORANGE IS STANDARD		
00787653	JD Green	\$150
00787654	Kubota Orange	\$150
00787655	Case IH Red	\$150
00787656	MF Red	\$150
00787657	NH Blue	\$150
EXTRA EQUIPMENT		
00787326	Hydraulic Splitter Kit (operates both wings from 1 tractor remote)	\$26
00791628	Round Pan Blade Carrier (Price shown is for quantity of 1. Order quantity of 3 for 5150 applications)	\$235
CONTAINER FEES - INTERNATIONAL SHIPMENTS		
00888891	Container Processing Fee (Each Unit is Processed to Accommodate Loading)	\$410 Net
00888892	Container Loading Fee (Single Charge per Container Load)	\$256 Net

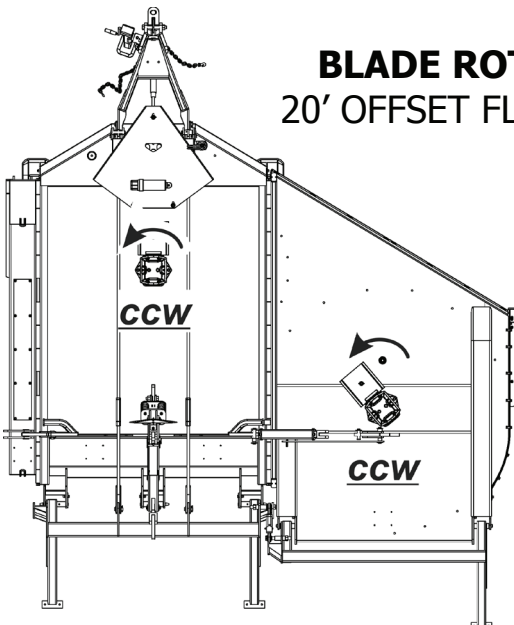
6140 14' Heavy-Duty Offset Flex-Wing Rotary Cutter



Unit shown with extra equipment.

Double chain guards are highly recommended if the intended use is for highway, right of way, parks, green-belt mowing, and all other applications where humans, dwellings, vehicles, or livestock could be within 300 feet of the mower.

BLADE ROTATION 20' OFFSET FLEX-WINGS



STANDARD EQUIPMENT & SPECIFICATIONS	
Cutting Width:	162"
Transport Width:	106"
Transport Height:	100"
Overall Width:	170"
Overall Length:	216"
Cutting Height:*	2" - 16"
Height Adjustment:	Hydraulic Cylinder
Jack Stand:	Std
Hitch:	Pull
Blade Carrier:	Wing Pan or Oval Pan
Blades:	1/2" x 4"
Blade Types Available:	Updraft, Flat
Blade Overlap:	6"
HP Required:	80 PTO Min
Gearbox Rating:**	
Power Divider	250 HP
Center & Wing	225 HP
Gearbox Oil (85W-140):	Factory Filled
Output Shaft Diameter:	3"
Blade Tip Speed:	
Center 540 RPM	15675 FPM
1000 RPM	16054 FPM
Wing 540 RPM	15703 FPM
1000 RPM	15804 FPM
Cutting Capacity (Max):	4 1/2" Dia
Driveline Size:	
Main	CAT 6 CV
Wing	CAT 6
Driveline Protection:	Slip Clutch
Deck Thickness:	10 Ga Top/ Bottom
Side Skirt:	1/4" x 12"
Tires & Wheels:	See Group 4
Wing Lift Hydraulics:	Std
Wing Flex (Degrees):	90° Up/ 22° Down
Deck Rings:	Std
Safety Tow Chain:	Std
Safety Deflectors:	See Group 3
LED Light Kit:	Std
* Cutting Height dependent on Tire Size	
** Gearbox Ratings Based on Field Performance	

**6 YEAR LIMITED GEARBOX WARRANTY!
2 YEAR LIMITED DRIVELINE WARRANTY!**



6140 Continued

ORDERING SECTION		
To order complete machine, select one item each from groups 1 - 4. Order special paint & extra equipment as needed.		
CATALOG NUMBER	DESCRIPTION	LIST PRICE (\$US)
GROUP 1. BASE UNIT - 6140		
6140W5403	6140 Flex-Wing Cutter, 540 RPM, Dog Bone Pan Carrier	\$19,635
6140P5403	6140 Flex-Wing Cutter, 540 RPM, Oval Pan Carrier	\$20,810
6140W10003	6140 Flex-Wing Cutter, 1000 RPM, Dog Bone Pan Carrier	\$20,220
6140P10003	6140 Flex-Wing Cutter, 1000 RPM, Oval Pan Carrier	\$21,400
GROUP 2. DRIVELINE SELECTION - 6140		
00786843	540 RPM w/ 1 3/8" - 6 Spline Driveline	\$1,143
00786844	1000 RPM w/ 1 3/8" - 21 Spline Driveline	\$1,143
00786845	1000 RPM w/ 1 3/4" - 20 Spline Driveline	\$1,143
GROUP 3. GUARDING SELECTION - 6140		
00787750	Single Chain Guards	\$1,374
00787751	Double Chain Guards	\$3,095
GROUP 4. TIRE & WHEEL SELECTION - 6140 (INCLUDES 00787716 HUB & SPINDLE BUNDLE)		
00788719	Foam Filled 25.5" x 8" x 14"	
	5 Tires (4 Center, 1 Wing)	\$1,960
	6 Tires (4 Center, 2 Wing)	\$2,352
00791863	Laminated 6.5" x 14" x 25.5" <i>NEW</i>	
	5 Tires (4 Center, 1 Wing)	\$1,275
	6 Tires (4 Center, 2 Wing)	\$1,530
00787522	Pneumatic Used Airplane 29" x 9" x 15"	
	5 Tires (4 Center, 1 Wing)	\$1,250
	6 Tires (4 Center, 2 Wing)	\$1,500
SPECIAL PAINT COLOR SELECTION - RHINO ORANGE IS STANDARD		
00787653	JD Green	\$150
00787654	Kubota Orange	\$150
00787655	Case IH Red	\$150
00787656	MF Red	\$150
00787657	NH Blue	\$150



6140 Continued

CATALOG NUMBER	DESCRIPTION	LIST PRICE (\$US)
EXTRA EQUIPMENT- REVERSE ROTATION DRIVE		
00788906	Reverse Rotation Exchange Kit-540 PTO RPM	\$444
00788907	Reverse Rotation Exchange Kit-1000 PTO RPM	\$444
*Reverse Rotation Kit moves cut material to the wing. NOTE: Machines with Reverse Rotation Kits above cannot be ordered through the online order system. Contact Rhino Customer Service to order machines with the Reverse Rotation drive.		
EXTRA EQUIPMENT - FACTORY INSTALLED OPTIONS		
00778917	Center Section Walking Axle Kit (5 Tires Required)	\$754
0811270500	Winch & Stand (to Manually Fold Wing)	\$684
00769178	Ball Hitch (2 5/16" Ball)	\$564
00773869	Pintle Hitch Kit (Requires Tractor Drawbar Modification)	\$810
CONTAINER FEES - INTERNATIONAL SHIPMENTS		
00888891	Container Processing Fee (Each Unit is Processed to Accommodate Loading)	\$410 Net
00888892	Container Loading Fee (Single Charge per Container Load)	\$256 Net

6200 Heavy-Duty Flex-Wing Rotary Cutter

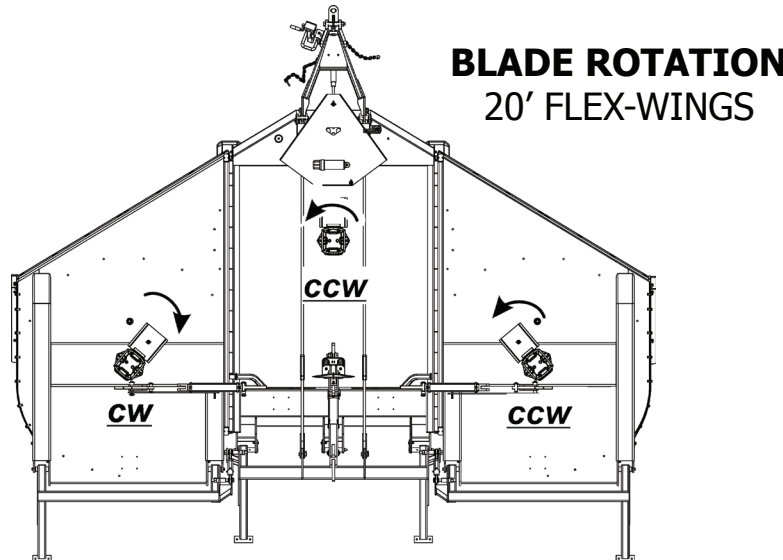


Unit shown with extra equipment.

STD EQUIPMENT & SPECIFICATIONS	
Cutting Width:	240"
Transport Width:	115"
Transport Height:	100"
Overall Width:	248"
Overall Length:	216"
Cutting Height:*	2" - 16"
Height Adjustment:	Hydraulic Cylinder
Jack Stand:	Std
Hitch:	Pull
Blade Carrier:	Wing Pan, Oval Pan, or Shredder Bar
Blades:	1/2" x 4" Updraft
Blade Overlap:	6"
HP Required:	80 PTO
Tractor Drawbar Load:	2920 lbs
Gearbox Rating:**	
Power Divider	250 HP
Center & Wing	255 HP
Gearbox Oil (85W-140):	Factory Filled
Output Shaft Dia:	3"
Blade Tip Speed:	
Center 540 RPM	15675 FPM
Center 1000 RPM	16054 FPM
Wing 540 RPM	15703 FPM
Wing 1000 RPM	15804 FPM
Cutting Capacity (Max.):	4 1/2"
Driveline Size:	
Main	CAT 6 CV
Wing	CAT 6 HD
Driveline Protection:	Slip Clutch
Deck Thickness:	10 Ga Top / Bottom
Side Skirt:	1/4" x 12"
Tires & Wheels:	See Group 4
Wing Lift Hydraulics:	Std
Wing Flex (Degrees):	90° Up/ 22° Down
Safety Tow Chain:	Std
Deck Rings:	Std
Safety Deflectors:	See Group 3
LED Light Kit:	Std
* Cutting Height dependent on Tire Size	
** Gearbox Ratings Based on Field Performance	

These rotary cutters may be set up with single or double chain guards. For most agricultural applications, single chain guards may be used. If the intended use is for highway, right of way, parks, or greenbelt mowing, or all other mowing where human, dwellings, vehicles, or livestock could be within 300 feet of the mower, double chain guards should be ordered and used.

6 YEAR LIMITED GEARBOX WARRANTY!
2 YEAR LIMITED DRIVELINE WARRANTY!





6200 Continued

ORDERING SECTION		
To order complete machine, order one item each from groups 1 - 4. Order special paint & extra equipment as needed.		
CATALOG NUMBER	DESCRIPTION	LIST PRICE (\$US)
GROUP 1. BASE UNIT - 6200		
6200W5403	6200 Flex-Wing Cutter, 540 RPM, Dog Bone Pan Carrier	\$24,400
6200P5403	6200 Flex-Wing Cutter, 540 RPM, Oval Pan Carrier	\$25,235
6200W10003	6200 Flex-Wing Cutter, 1000 RPM, Dog Bone Pan Carrier	\$24,995
6200P10003	6200 Flex-Wing Cutter, 1000 RPM, Oval Pan Carrier	\$25,830
6200S10003	6200 Flex-Wing Cutter, 1000 RPM, Shredder Bar Carrier, Baffle kit	\$25,200
6200R10003	6200 Flex-Wing Cutter, 1000 RPM, Row Crop (30" Row Spacing), Bar Carrier, Baffle Kit, 9.5L-15 FL-D Highway Implement Tires qty 4)	\$26,985
GROUP 2. DRIVE SELECTION - 6200		
00786843	540 RPM w/ 1 3/8" - 6 Spline Driveline	\$1,143
00786844	1000 RPM w/ 1 3/8" - 21 Spline Driveline	\$1,143
00786845	1000 RPM w/ 1 3/4" - 20 Spline Driveline	\$1,143
GROUP 3. GUARDING SELECTION - 6200		
00787745	Single Chain Guards	\$1,528
00787746	Double Chain Guards	\$3,726
GROUP 4. TIRE & WHEEL SELECTION - 6200 - (NOT REQUIRED FOR 6200R10003) (INCLUDES 00787716 HUB & SPINDLE BUNDLE)		
00788719	Foam Filled 25.5" x 8" x 14"	
	6 Tires (4 Center, 2 Wings)	\$2,352
	8 Tires (4 Center, 4 Wings)	\$3,136
00791863	Laminated 6.5" x 14" x 25.5" NEW	
	6 Tires (4 Center, 2 Wings)	\$1,530
	8 Tires (4 Center, 4 Wings)	\$2,040
00787522	Pneumatic Used Airplane 29" x 9" x 15"	
	6 Tires (4 Center, 2 Wings)	\$1,500
	8 Tires (4 Center, 4 Wings)	\$2,000
SPECIAL PAINT COLOR SELECTION (RHINO ORANGE IS STANDARD)		
00787653	JD Green	\$150
00787654	Kubota Orange	\$150
00787655	Case IH Red	\$150
00787656	MF Red	\$150
00787657	NH Blue	\$150



6200 Continued

CATALOG NUMBER	DESCRIPTION	LIST PRICE (\$US)
EXTRA EQUIPMENT (FACTORY INSTALLED OPTIONS)		
0811270500	Winch & Stand (To Manually Fold Wings)	\$684
00778712	Baffle Kit Assembly	\$621
00769178	Ball Hitch (2 5/16" Ball)	\$564
00773869	Pintle Hitch Kit (Requires Tractor Drawbar Modification)	\$810
00778917	Center Section Walking Axle Kit (6 Tires Required)	\$754
00787326	Hydraulic Splitter Kit (Operates both wings from 1 tractor remote)	\$26
CONTAINER FEES - INTERNATIONAL SHIPMENTS		
00888891	Container Processing Fee (Each Unit is Processed to Accommodate Loading)	\$410 Net
00888892	Container Loading Fee (Single Charge per Container Load)	\$256 Net